

Be



In an age of mobile working, a personal space that's safe and secure creates a sense of belonging. Be lodges are the perfect solution for the agile workplace.

The customisable design options can support your brand, personality and approach to work. The lockable lodges also have the option of including power, perfect for employees to charge their tech whilst they work.

Be lodges make an attractive addition to any vibrant, design led work space and can also be used for division, zone creation and way-finding.

Height	1163mm and 1543mm
Width	800mm
Depth	440mm

Available in 2 heights, 1 width and 1 depth.

Can be specified as a combination of lodge doors and openings (as represented in the images).

Levelling feet as standard.

Feature colour doors as standard.

Up to 2 colour finishes available as standard from Vision colour palette. *

USB and Plug power as standard (UK, EU and US available).

10 year warranty.

For a tailored Be solution including a wide range of heights and widths as well as a huge breadth of options such as a range of finishes, contra facing units and combination units please contact your local sales representative.

*Talk to your Bisley representative for more information.



Capacity guide based on 800mm wide



Height: 264mm
Width: 330mm
Depth: 446mm




Height: 302mm
Width: 330mm
Depth: 446mm



Height: 317mm
Width: 330mm
Depth: 398mm



Height: 340mm
Width: 330mm
Depth: 446mm




Height: 355mm
Width: 330mm
Depth: 398mm



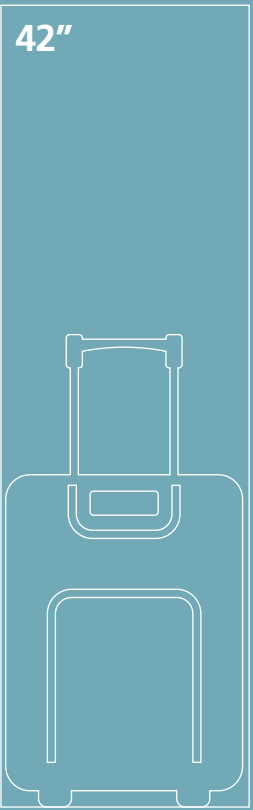
Height: 378mm
Width: 330mm
Depth: 446mm



Height: 492mm
Width: 330mm
Depth: 446mm



Height: 743mm
Width: 358mm
Depth: 446mm



Height: 1062mm
Width: 330mm
Depth: 446mm

Lodge size options

	10.5"	12"	12.7"	13.5"	14.2"	15"	19.5"	21"	27"	30"	42"
Essentials	✓	✓	–	–	–	–	–	–	–	–	–
SystemFile	✓	✓	–	✓	–	–	–	–	–	–	–
LateralFile	–	–	–	✓	–	–	–	–	✓	–	–
Be	–	–	✓	–	✓	–	–	–	–	–	–

Lock options

A standard range of mechanical and digital keyless locks is available for all our lodges, but we can also accommodate customer specific requirements from a variety of lock providers including: BeCode, Digilocks, Ojmar, Lowe & Fletcher and Lehmann.

bisley.com
info@bisley.com

LODGEJAN18P100

BISLEY

BISLEY



LateralFile



LateralFile lodges are the perfect personal storage solution for any office environment. Available in a range of sizes that fit perfectly together to create banks or combine them with other products within the LateralFile range.

Flexible and stylish with seamless backs, acting as visual or traffic barriers. Additional options such as power, acoustic, personal drawers and business card holders make this a very versatile product offer.

Finally, an extensive colour and wood palette allows for personalisation and co-ordination with the rest of your design scheme.

Height	Options: 845mm/1225mm/ 1605mm/1985mm
Width	Options: 800mm/1000mm
Depth	470mm

Levelling feet as standard.
Double skin doors, soft close hinges and seamless back carcass as standard.
Vision colour palette.
Multiple coloured doors as standard.*
AB Series lock as standard.**
Range of accessories available.
10 year warranty.
*Talk to your Bisley representative for more information. Surcharges may apply.
**Other locks are available.



SystemFile



SystemFile lodges are the perfect high density personal storage solution; the widest option can accommodate three rows of lockers, perfect for when space is at a premium.

The SystemFile lodge is just one product from an extensive range, and is designed to integrate seamlessly with the rest of the collection. Independent locking function provides a safe and secure place for personal items.

Height	997–1947mm
Width	800–1000mm
Depth	470mm

Available in 5 heights, 2 widths and 1 depth.
Available in 6, 8, 9, 10, 12 or 15 lodge configurations.
Levelling feet as standard.
Performance colour palette.
Multiple coloured doors as standard.*
Low and Fletcher AB series locks.
10 year warranty.
*Talk to your Bisley representative for more information. Surcharges may apply.



Essentials



Essential lodges are at the heart of a range of storage products that no office can function without. The range is simple, straightforward and comes in a specific range of sizes and colours.

These lodges provide affordable, high quality, functional and secure personal storage.

Lodge units can sit alongside other products from the Essentials range, to create multi-functional storage clusters.

These height aligned units can also provide valuable collaborative work surfaces.

Height	693–1300mm
Width	800–1000mm
Depth	470mm

Available in 4 heights, 2 widths and 1 depth.
Available as a unit with a combination of both lodges and drawer space.
3 lodge or 3 lodge and drawer combination configurations available (combination units supplied with individually locking drawers as standard).
Levelling feet as standard.
Essentials colour palette.
Low and Fletcher AB series locks.
5 year warranty.

