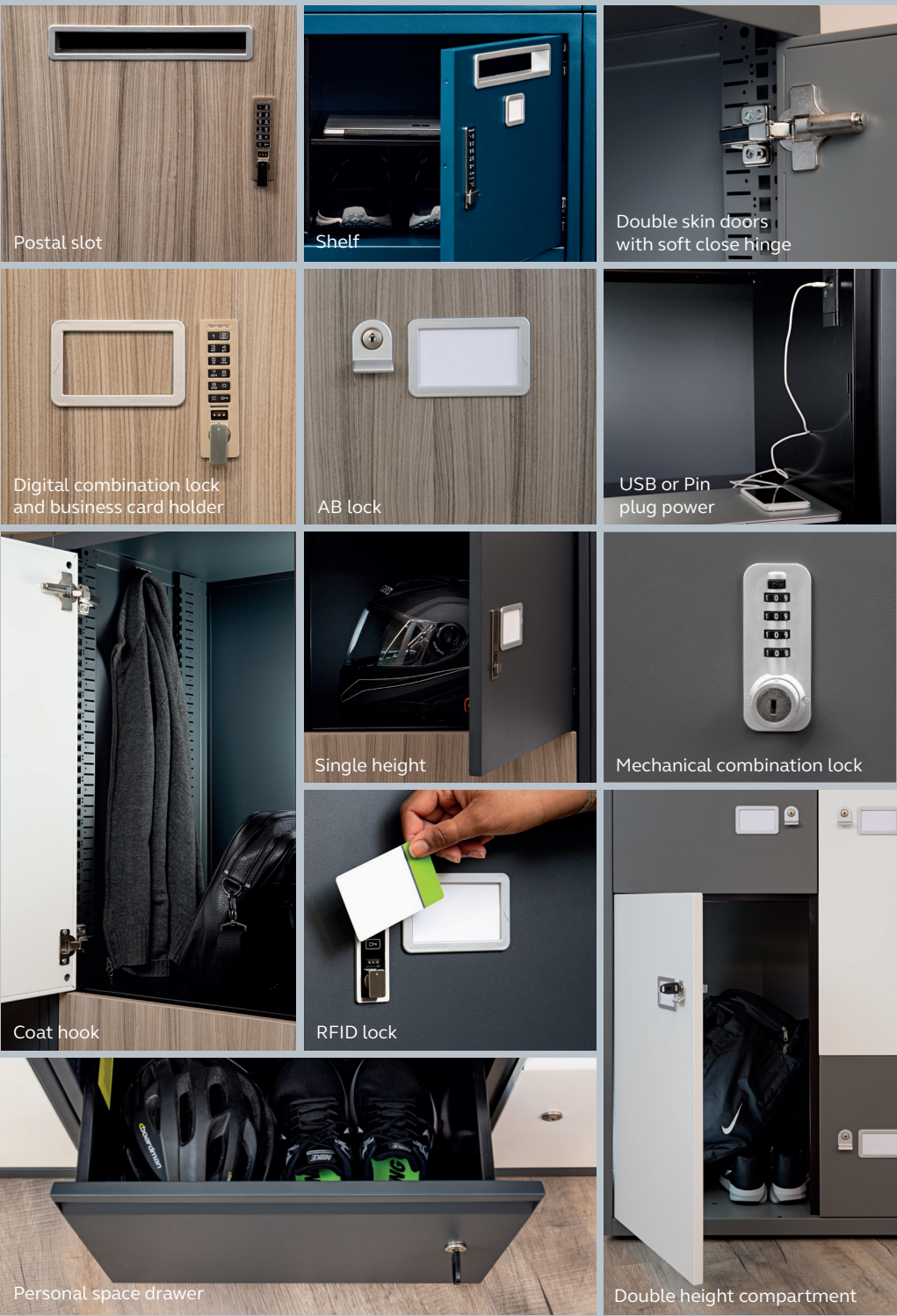


DETAIL

The LateralFile Lodge comes with double skin doors, soft close hinges and seamless back carcass as standard for a quality finish.

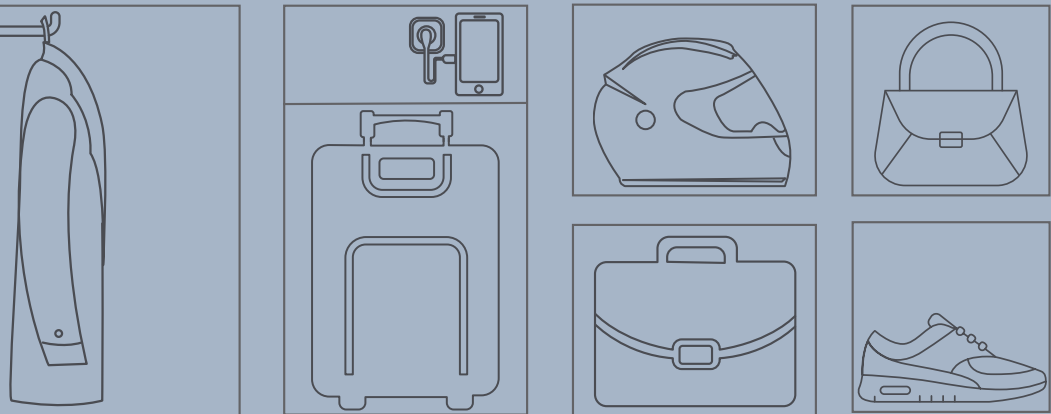
With a selection of standard options available, including postal slots, coat hooks and power, the LateralFile Lodge can be specified to suit your needs.



DIMENSIONS AND CAPACITY GUIDE

The LateralFile Lodge is available in 4 heights and 2 widths with the option of either single or double height compartments.

Available in 800mm or 1000mm wide.



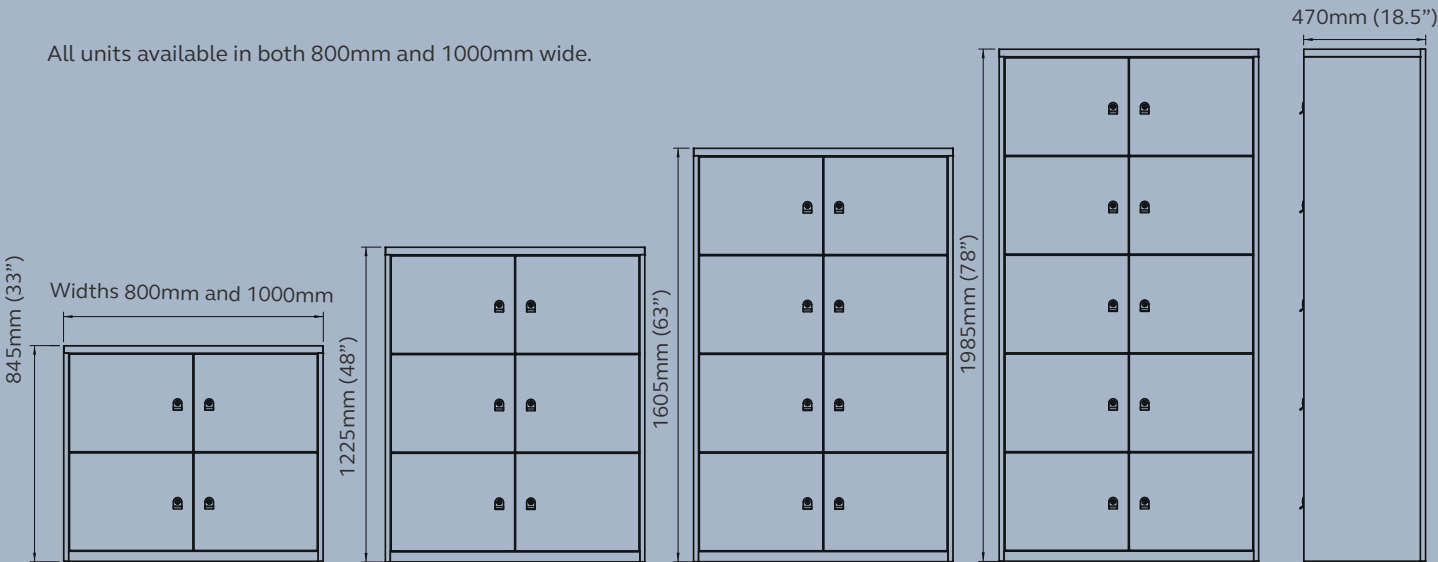
DOUBLE HEIGHT COMPARTMENT **DOUBLE HEIGHT COMPARTMENT** **SINGLE HEIGHT COMPARTMENT** **PERSONAL SPACE DRAWER**

Internal dimensions based on a 800mm wide lodge.

Height 743mm (29")	Height 743mm (29")	Height 358mm (14")	Height 348mm (13.5")
Width 358mm (14")	Width 358mm (14")	Width 358mm (14")	Width 316mm (12.5")
Depth 450mm (17.5")	Depth 450mm (17.5")	Depth 450mm (17.5")	Depth 450mm (17.5")

For 1000mm wide lodges add an additional 100mm to the width.

All units available in both 800mm and 1000mm wide.

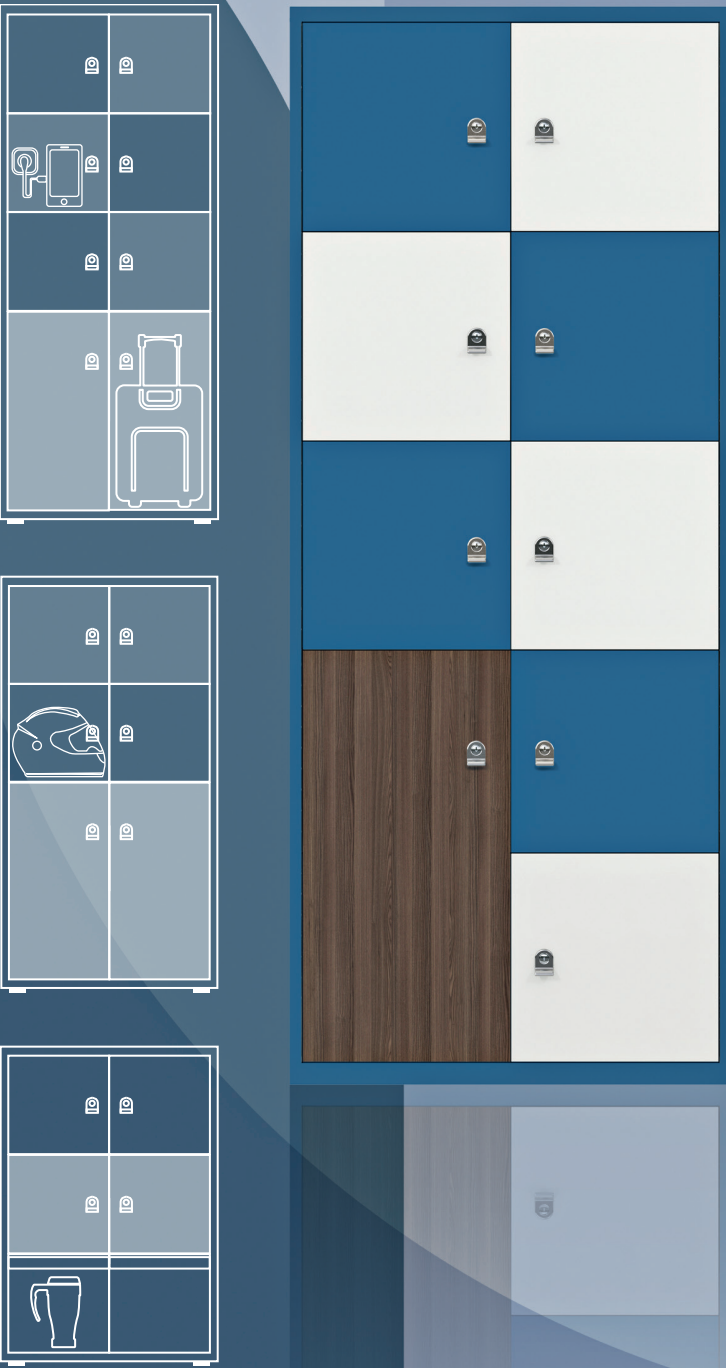


bisley.com

LODGE OVER 18P100

BISLEY

LATERALFILE
LODGES



BISLEY

LATERALFILE LODGES ARE A SECURE PERSONAL STORAGE SOLUTION FOR THE AGILE WORKPLACE

LateralFile Lodges are the perfect personal storage solution for any office environment. Available in a range of sizes, they fit perfectly together to create banks of lodges or combine them with other products from the LateralFile range.

Flexible and stylish, they can be used to define spaces as well as act as visual or traffic barriers; the 6-person Lodge can even be used as an additional touch-down or meeting area.

Additional options such as power, postal slots, and personal drawers make this a very versatile product offer.

POSSIBILITIES

The multitude of customisable colour and finish options allow easy coordination with existing design schemes and makes creating impactful brand statements simple and easy.



PRODUCT BENEFITS

LateralFile Lodges are a great addition to the workplace because they are:

- Silent - The slamming of locker doors is a sound of the past, as soft-close hinges come as standard. As do double-skin doors to dampen sound.
- Powerful - The locker has become a secure charging station.
- Secure - Electronic, barrel and key or RFID, whatever suits. All locks are easy to use.
- Colourful - Endless colour combinations and wood finishes make customising workspaces or reflecting a brand simple.
- Customisation - Choose double height for hanging coats or stowing cabin bags, easy to access drawers at ground level or planter tops for relaxing greenery.

PRODUCT FEATURES

- Available in a range of heights, including double height compartments
- Comprehensive range of finishes available including steel/wood combinations
- Choose from a wide range of colour options from the Vision palette
- Range of accessories available
- Selection of lock options as standard
- Double skin doors, soft close hinges and seamless back carcass
- Levelling feet as standard
- Business card holder as standard
- 10 year guarantee
- Made in the UK

