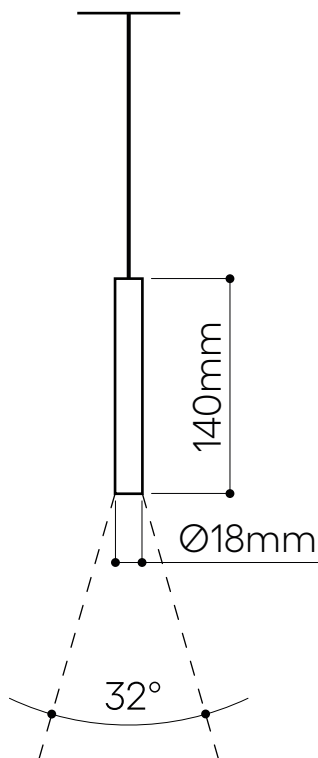


# beam

- spotlight



loommo

TECHNICAL SHEET

## BEAM - spotlight

BOMMA has expanded its portfolio with Beam, a technical light fixture designed to complement the BOMMA Constellations range. Featuring a conical light beam with a 32° emission angle, it offers versatile illumination, seamlessly adapting to both intimate private settings and focused workspaces.

### LIGHTING DESCRIPTION

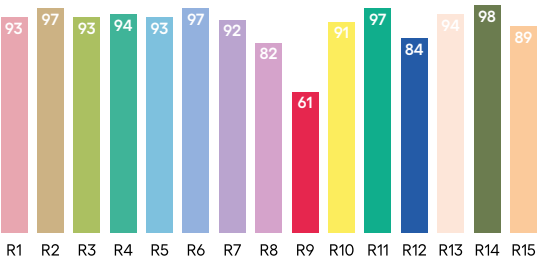
Size	dia. 18 mm, H 140 mm dia. 0,7 inch, H 5,5 inch
Cable	transparent 2,5 - 15 m (max) / 98,4 - 590,5 inch (max) per specific project
Weight	0,2 kg / 0,44 lb
Material	aluminum
Mounting	brushed gold (brushed brass) anthracite (brass and galvanized black nickel)
Protection	IP 20
Nominal voltage	12 - 24 V / DC
Class	III. EU / II. USA

### LIGHT SOURCE

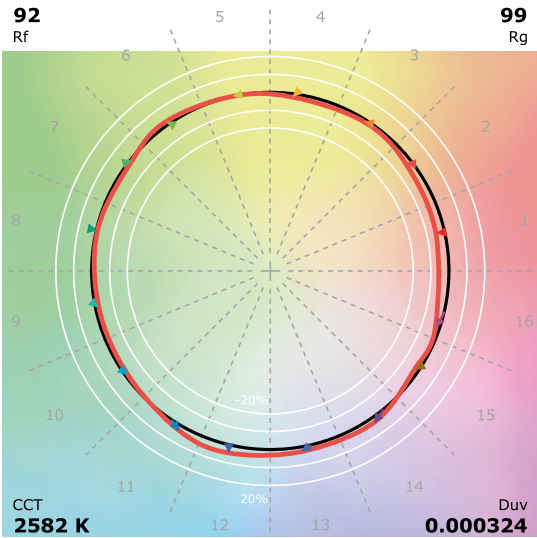
Type	LED module 3,8 W
Base	custom Cree LED module
Brightness	214 lm
Maximum intensity	616 Lux / 1 m, 150 Lux / 2 m
Temperature CCT	2582 K
Color index	Ra 93,2 (R9 - 61, R13 - 94)
Beam angle	32°
UGR	<10
Dimming	Dimmable with DALI, CASSAMBI or non-dimmable



CRI values Ra 93,2



TM30 VECTOR



Color Properties

