


**BONALDO**

# Dogma

Designer: Alain Gilles

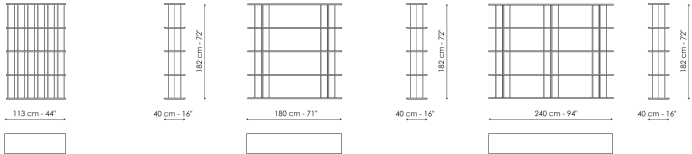


The idea behind these bookshelves is that of playing with shapes and juxtaposing different modules to create a variety of visual effects. The Dogma bookshelves are designed around a basic element, namely the tear-drop-shaped uprights which change the visual perception. The design thus becomes rounded and soft or sharper and narrower depending on the angle from which it is viewed. The Dogma collection has three different modules

which can be combined at will. They feature different spacing between the uprights, which when placed side by side, allow different combinations to be created. The Dogma bookshelves can be placed along a wall or free-standing in the centre of the room acting as a partition between two areas. The Dogma bookshelves are available with Canaletto walnut or coal oak shelves combined with metal uprights, or in monocolour version.



# Data sheet

					
Dogma 113		Dogma 180		Dogma 240	
Width: 113cm		Width: 180cm		Width: 240cm	
Depth: 40cm		Depth: 40cm		Depth: 40cm	
Height: 182cm		Height: 182cm		Height: 182cm	


# Shelves

Wood

					
Veneered wood	Veneered wood	Glossy lacquered	Lacquered wood	Lacquered wood	Lacquered wood
Walnut Canaletto	Coal oak	wood	Mat bronze	Mat lead	Mat racing green
		Caramel			

# Uprights

Metal

	
Painted metal	Painted metal
Glossy caramel	Mat racing green

Plus Metal

	
Painted metal	Painted metal
Mat bronze	Mat lead

The samples above represent the complete range of materials and finishes available for this product (regardless of the top shape or size, in the case of tables). Fabrics, eco-leather, leather and emery leather shown in this website are a selection. Colors and finishes are approximate and may slightly differ from actual ones. Please visit Bonaldo dealers to see the complete sample collection and get further details about our products.