



ULISSE

design: Caimi Lab

Ulisse

Ulisse is an all metal modular system of seats on beam. Particular attention has been paid to the formality of the design, solidity and comfort by using ergonomically shaped components.

Thanks to the modular components, ULISSE can be assembled according to the manufacturer's standard configurations or alternatively the individual parts can be custom assembled according to requirements.

Sturdy and easy to clean and maintain, the ULISSE seatings are perfect for work places (conference rooms, break and waiting areas etc.); urban infra-structures (waiting areas in railway and harbour stations, airports, bus terminals, hospitals etc.); commercial areas (fitting benches in shoe shops, waiting areas in travel agencies, real estate agencies or insurance companies etc.)

Technical and functional specifications

- Seat made from one single sheet of epoxy coated steel; the use of one single material makes for easy cleaning.
- Edges folded using a technology that guarantees sturdiness and solidity of the seatings.
- Easy to assemble.
- Each part has been carefully studied to make them safe and prevent accidental knocks.
- All coated metal parts are phosphatized for rust prevention.
- The epoxy coating is less than 0.6 mm and complies with reaction to flame class "0".

Aesthetic and project specifications

- Ideal for furnishing waiting areas regardless of size.
- Comfortable and formal lightness.
- Clean, simple lines highlight the relationship between form and practicality.
- Ulisse seating units can be configured according to your needs and can be fitted with perforated sheet- steel tables.
- The trestle bases, inspired by Leonardo da Vinci's studies on self-supporting bridges, make the seating units light and stable.

Ulisse seating meet the "CAM" Minimum Environmental Criteria.



Seduta su trave


Dimensions of seats:

(in accordance with UNI 9096/87)

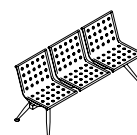
- height of seat	44,5 cm
- width of seat	47,5 cm
- width of backrest	47,5 cm

Dimensions of seatings on beam

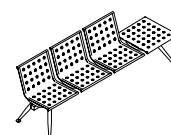
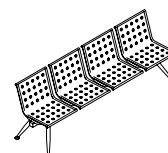
Two seater unit	D= 55 cm	H= 76 cm	L= 108 cm
One seater unit + table	D= 55 cm	H= 76 cm	L= 108 cm



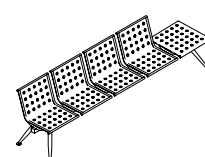
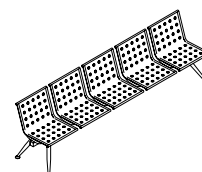
Three seater unit	D= 55 cm	H= 76 cm	L= 160 cm
Two seater unit + table	D= 55 cm	H= 76 cm	L= 160 cm



Four seater unit	D= 55 cm	H= 76 cm	L= 211,5 cm
Three seater unit + table	D= 55 cm	H= 76 cm	L= 211,5 cm



Five seater unit	D= 55 cm	H= 76 cm	L= 263,5 cm
Four seater unit + table	D= 55 cm	H= 76 cm	L= 263,5 cm



Description of individual parts

Seat (code 9080-GQM, 9080-NM, 9080-AR)

1.5 mm thick sheet steel seat with Ø 22mm bored holes. Twin folds on the back for added strength triple the thickness along the sides of the seat and are hidden from view by the supports.

The sheet steel is wrapped around two 1.2mm thick, Ø20 mm steel tubes at the edges of the seat and backrest and fitted with M 8 threaded bushes on the ends for fixing them to the supports.

The metal seat is softened by large, bored holes giving it a three dimensional texture and increasing the solidity of the product. The seat is epoxy coated and available in the following colours:

- metalized embossed micaceous black
- metalized quartz grey

The two supports connecting the seats to the beams are made of elliptical steel bar 25 x 15 mm, 2 mm thick, fitted with burred bushes inserted in the profile of the seat.

The lower part of each support is welded to a trestle made from a Ø 9 mm steel bar with M6 threads at the ends and folded to form an upturned “U” so that it can be fitted to the beam.

Each seat is fixed using 4 M6 steel screws and two steel plates 2 mm thick folded into a “U” with bored holes.

The supports and plates are epoxy coated in metalised quartz grey. The supports assembly, as well as their shape and position on the seat, contribute to strengthen the system.



Detail of the drawn holes



Detail of the support



Description of individual parts

Steel table (Codes 9090-GQM, 9090-NM, 9090-AR)

1.5 mm thick steel table, strengthened by triple folds to quadruple the thickness along the sides. The front and rear edges are folded around two tubular steel bars (Ø20 mm, thickness 2mm) fitted with two M8 bushes for fixing the table to the supports.

The metal table is softened by large, drawn holes which give it a three dimensional appearance and increases the solidity of the product.

The table is epoxy coated and available in the following colours:

- metalized embossed micaceous black
- metalized quartz grey

The two supports connecting the table to the beam are made of elliptical steel bars 25 x 15 mm, 2 mm thick, fitted with turned, burred bushes inserted in the profile of the table.

The lower part of each support is welded to a Ø 9mm steel trestle folded to form an upturned "U" so that it can be fitted to the beam with M6 threads at the edges.

Each table is fitted using 4 M6 steel screws and two steel plates folded into a "U" and bored.

The supports and plates are epoxy coated, available in metalised grey. The supports assembly, as well as their shape and position on the table, strengthen the whole unit.



Detail of the table




Detail of the drawn holes



Detail of support



Metalized embossed
micaceous black

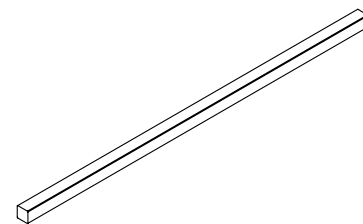


Metalized quartz grey

Description of individual parts

Beams (codes 9063-GQM, 9065-GQM, 9067-GQM, 9069-GQM)

Made in epoxy coated 2mm thick, 50 x 50 mm square steel bar, bored with threaded plate inside the tube to fix them to the bases. The epoxy coated beams are available in quartz grey. Grey high-tech polymer protection end caps.



Beam

Tubular bases (Code 9061-GQM)

Made from curved tubular steel with cone-shaped ends; the terminals are turned, welded and fitted with adjustable feet (Ø75mm) made of elastomer reinforced nylon with zinc-coated threaded core. The epoxy coated bases are shaped to form trestles and are available in metalised quartz grey.



Tubular base

Floor fixings (cod.9075-GM)

8mm thick, oval steel plate, dimensions 75mm x 43mm for fixing ULISSE seating unit to the floor. The plate has two bored holes: one for inserting a zinc coated M10 flared screw for fixing the plate to the base of the seats (supplied by the manufacturer) and the other for inserting an M8 flared screw to connect the plate to the floor (to be performed by the client, according to the type of floor). The plate is epoxy coated, available in metal grey.



Floor fixings detail

ST.081-4ENG

CAIMI BREVETTI S.p.A. - Via Brodolini, 25/27 - 20834 Nova Milanese - MB - Italy - tel. 0362 49101

Ufficio Vendite Italia: tel. 0362 491001 - e-mail: vendite.italia@caimi.com

Export Department: tel. (+39) 0362 491002 - e-mail: export.dept@caimi.com

www.caimi.com

Caimi Brevetti S.p.A. reserves, by its unappealable judgment, the right to modify without prior notice the building materials, the technical and aesthetic specifications, as well as the dimensions of the products in this technical sheet, where pictures are purely as an indication.