

TIPI

Categorie: sedia, sedia impilabile sgabello, sgabello impilabile, panca, panca impilabile, tavolo, tavolo impilabile

Categories: chair, stackable chair, stool, stackable stool, bench, stackable bench, table, stackable table

cantarutti

ITA

ENG



Impilabilità. Un'identità specifica, che definisce una collezione. Enzo Berti ha individuato le potenzialità di questo concetto e l'ha tradotto in Tipi: un design leggero ed essenziale che trova nella particolare giunzione tra scocca e struttura un dettaglio discreto per unire e caratterizzare i vari elementi. Tipi propone soluzioni concrete per ambienti in continua evoluzione: open-space, sale conferenze, luoghi pubblici e tutti i contesti che devono potersi adattare a più situazioni e rispondere a esigenze diverse. L'estrema personalizzazione nelle finiture, di legno e metallo, e nei rivestimenti, oltre l'ampia gamma di elementi, che include anche tavolini e tavoli da bistrot, confermano una collezione che si lega a una promessa di comfort, carattere e flessibilità.


Stackability. A specific identity, which defines a collection. Enzo Berti identified the potential of this concept and translated it into Tipi: a light and essential design that finds a discreet detail in the particular junction between body and structure to unite and characterise the various elements. Tipi offers concrete solutions for constantly evolving environments: open-space, conference rooms, public places and all the multipurpose contexts where adaptability is a key requirement. The extreme customisation of finishes, in wood and metal, and in the coverings, not forgetting the vast range of elements, which includes coffee and bistro tables, confirms a collection that promises comfort, character and flexibility.




1.35.I
1.38.Z/I
1.37.I
1.32.Z/I
3.18.A
3.32.0

Tipi




 6,80/8,30 Kg




 8,10/9,60 Kg




 7,40/8,90 Kg




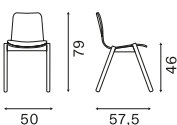






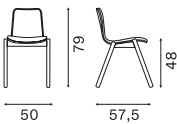





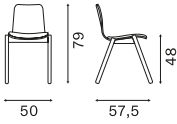





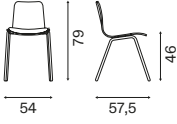












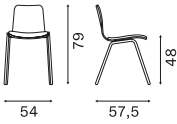





 7,30/8,80 Kg



 6,70/8,20 Kg



 7,80/9,30 Kg

Misure (cm) Measurements (cm)	Categoria Category	Struttura Structure	Descrizione Description
Tipi 	Cod. 1.31.I Sedia impilabile	Faggio	Scocca legno.
	Cod. 1.31.I Stackable chair	Beech	Wooden shell.
2 71×55×101/0,39 m³	 —	 —	 ×10  ×10  
Tipi 	Cod. 1.32.I Sedia impilabile	Faggio	Scocca legno e pannello rivestito.
	Cod. 1.32.I Stackable chair	Beech	Wooden shell and upholstered panel.
2 71×55×101/0,39 m³	 0,45 ml ** (P)	 0,81 m²	 ×5  ×5  
Tipi 	Cod. 1.37.I Sedia impilabile	Faggio	Scocca legno e pannello sedile rivestito.
	Cod. 1.37.I Stackable chair	Beech	Wooden shell and upholstered seat panel.
2 71×55×101/0,39 m³	 0,30 ml ** (P)	 0,54 m²	 ×10  ×10  
Tipi 	Cod. 1.31.Z-I Sedia impilabile	Metallo	Scocca legno.
	Cod. 1.31.Z-I Stackable chair	Metal	Wooden shell.
2 71×55×101/0,39 m³	 0,30 ml ** (P)	 0,54 m²	 ×10  ×10  
Tipi 	Cod. 1.32.Z-I Sedia impilabile	Metallo	Scocca legno e pannello rivestito.
	Cod. 1.32.Z-I Stackable chair	Metal	Wooden shell and upholstered panel.
2 71×55×101/0,39 m³	 —	 —	 ×10  ×10  
Tipi 	Cod. 1.37.Z-I Sedia impilabile	Metallo	Scocca legno e pannello rivestito.
	Cod. 1.37.Z-I Stackable chair	Metal	Wooden shell and upholstered panel.
2 71×55×101/0,39 m³	 0,45 ml ** (P)	 0,81 m²	 ×5  ×5  

Tipi



6,40/7,90 Kg



7,70/9,20 Kg



7/8,50 Kg



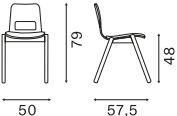





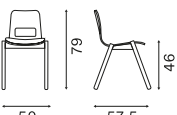





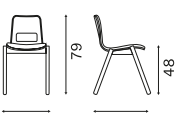























6,90/8,40 Kg



6,30/7,80 Kg




7,40/8,90 Kg


Misure (cm) Measurements (cm)	Categoria Category	Struttura Structure	Descrizione Description
Tipi 	Cod. 1.35.I Sedia impilabile	Faggio	Scocca legno e pannello sedile rivestito.
	Cod. 1.35.I Stackable chair	Beech	Wooden shell and upholstered seat panel.
2 71×55×101/0,39 m³	 —	 —	 ×10  ×10 
Tipi 	Cod. 1.36.I Sedia impilabile	Faggio	Scocca legno.
	Cod. 1.36.I Stackable chair	Beech	Wooden shell.
2 71×55×101/0,39 m³	 0,45 ml **(P)	 0,81 m²	 ×5  ×5 
Tipi 	Cod. 1.38.I Sedia impilabile	Faggio	Scocca legno e pannello rivestito.
	Cod. 1.38.I Stackable chair	Beech	Wooden shell and upholstered panel.
2 71×55×101/0,39 m³	 0,30 ml **(P)	 0,54 m²	 ×10  ×10 
Tipi 	Cod. 1.35.Z/I Sedia impilabile	Metallo	Scocca legno e pannello sedile rivestito.
	Cod. 1.35.Z/I Stackable chair	Metal	Wooden shell and upholstered seat panel.
2 71×55×101/0,39 m³	 0,30 ml **(P)	 0,54 m²	 ×10  ×10 
Tipi 	Cod. 1.36.Z-I Sedia impilabile	Metallo	Scocca legno.
	Cod. 1.36.Z-I Stackable chair	Metal	Wooden shell.
2 71×55×101/0,39 m³	 —	 —	 ×10  ×10 
Tipi 	Cod. 1.38.Z/I Sedia impilabile	Metallo	Scocca legno e pannello rivestito.
	Cod. 1.38.Z/I Stackable chair	Metal	Wooden shell and upholstered panel.
2 71×55×101/0,39 m³	 0,45 ml **(P)	 0,81 m²	 ×5  ×5 

Tipi




 7, 70/10, 60 Kg




 8, 90/11, 80 Kg




 8, 40/11, 30 Kg




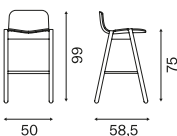







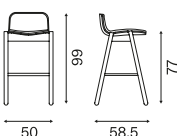



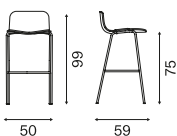


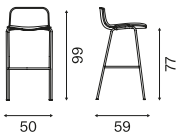


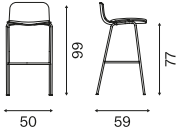


 8, 50/11, 40 Kg



 9, 70/12, 60 Kg





 9, 20/12, 10 Kg


Misure (cm) Measurements (cm)	Categoria Category	Struttura Structure	Descrizione Description
Tipi 	Cod. 3.31.0 Sgabello Cod. 3.31.0 Stool	Faggio Beech	Scocca legno. Wooden shell.
1 62×55×117/0,40 m ³	 —	 —	
Tipi 	Cod. 3.32.0 Sgabello Cod. 3.32.0 Stool	Faggio Beech	Scocca legno e pannello rivestito. Wooden shell and upholstered panel.
1 62×55×117/0,40 m ³	 0,40 ml ** (P)	 0,72 m ²	
Tipi 	Cod. 3.37.0 Sgabello Cod. 3.37.0 Stool	Faggio Beech	Scocca legno e pannello sedile rivestito. Wooden shell and upholstered seat panel.
1 62×55×117/0,40 m ³	 0,30 ml ** (P)	 0,54 m ²	
Tipi 	Cod. 3.31.Z Sgabello Cod. 3.31.Z Stool	Metallo Metal	Scocca legno. Wooden shell.
1 62×55×117/0,40 m ³	 —	 —	
Tipi 	Cod. 3.32.Z Sgabello Cod. 3.32.Z Stool	Metallo Metal	Scocca legno e pannello rivestito. Wooden shell and upholstered panel.
1 62×55×117/0,40 m ³	 0,40 ml ** (P)	 0,72 m ²	
Tipi 	Cod. 3.37.Z Sgabello Cod. 3.37.Z Stool	Metallo Metal	Scocca legno e pannello sedile rivestito. Wooden shell and upholstered seat panel.
1 62×55×117/0,40 m ³	 0,30 ml ** (P)	 0,54 m ²	

Tipi




 5, 30/7, 50 Kg




 5, 90/8, 10 Kg




 4, 30/5, 80 Kg




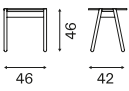




 4, 80/6, 30 Kg



 4, 70/6, 20 Kg




 4, 50/6 Kg


Misure (cm) Measurements (cm)	Categoria Category	Struttura Structure	Descrizione Description
Tipi 	Cod. 3.17.A Sgabello Cod. 3.17.A Stool	Faggio Beech	Sedile: legno. Seat: wood.
1 59×51×82/0, 25 m ³	 —	 —	
Tipi 	Cod. 3.18.A Sgabello Cod. 3.18.A Stool	Faggio Beech	Sedile: legno con pannello rivestito. Seat: wood with upholstered panel.
1 59×51×82/0, 25 m ³	 0, 30 ml ** (P)	 0, 54 m ²	
Tipi 	Cod. 3.17.B/I Sgabello impilabile Cod. 3.17.B/I Stackable stool	Faggio Beech	Sedile: legno. Seat: wood.
1 51×51×54/0, 14 m ³	 —	 —	 ×10 
Tipi 	Cod. 3.18.B/I Sgabello impilabile Cod. 3.18.B/I Stackable stool	Faggio Beech	Sedile: legno con pannello rivestito. Seat: wood with upholstered panel.
1 51×51×54/0, 14 m ³	 0, 30 ml ** (P)	 0, 54 m ²	 ×10
Tipi 	Cod. 3.19.B/I.T Sgabello impilabile Cod. 3.19.B/I.T Stackable stool	Faggio Beech	Sedile: laminato. Seat: laminate.
1 51×51×54/0, 14 m ³	 —	 —	 ×10
Tipi 	Cod. 3.19.B/I.Q Sgabello impilabile Cod. 3.19.B/I.Q Stackable stool	Faggio Beech	Sedile: laminato. Seat: laminate.
1 51×51×54/0, 14 m ³	 —	 —	 ×10

Tipi




 8, 20/10, 80 Kg




 8, 20/10, 80 Kg




 9, 60/12, 20 Kg




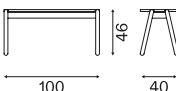




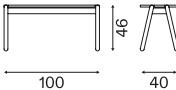



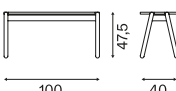



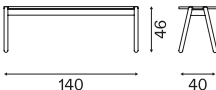




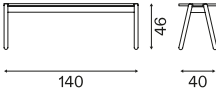



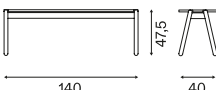



 10, 30/13, 30 Kg



 10, 30/13, 30 Kg



 12, 30/15, 30 Kg


Misure (cm) Measurements (cm)	Categoria Category	Struttura Structure	Descrizione Description
Tipi 	Cod. 7.02.2/1 Panca impilabile Cod. 7.02.2/1 Stackable bench	Faggio Beech	Sedile: legno. Seat: wood.
1 103×43×51/0, 23 m³	 —	 —	 ×10 
Tipi 	Cod. 7.07.2/1 Panca impilabile Cod. 7.07.2/1 Stackable bench	Faggio Beech	Sedile: laminato. Seat: laminate.
1 103×43×51/0, 23 m³	 —	 —	 ×10
Tipi 	Cod. 7.23.2/1 Panca impilabile Cod. 7.23.2/1 Stackable bench	Faggio Beech	Sedile: legno con pannello rivestito. Seat: wood with upholstered panel.
1 103×43×51/0, 23 m³	 0, 60 ml *(D)	 1, 08 m²	 ×10
Tipi 	Cod. 7.02.3/1 Panca impilabile Cod. 7.02.3/1 Stackable bench	Faggio Beech	Sedile: legno. Seat: wood.
1 143×43×51/0, 31 m³	 —	 —	 ×10 
Tipi 	Cod. 7.07.3/1 Panca impilabile Cod. 7.07.3/1 Stackable bench	Faggio Beech	Sedile: laminato. Seat: laminate.
1 143×43×51/0, 31 m³	 —	 —	 ×10
Tipi 	Cod. 7.23.3/1 Panca impilabile Cod. 7.23.3/1 Stackable bench	Faggio Beech	Sedile: legno con pannello rivestito. Seat: wood with upholstered panel.
1 143×43×51/0, 31 m³	 0, 75 ml **(P)	 1, 35 m²	 ×10

Tipi




 12, 30/16 Kg




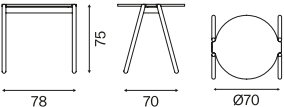




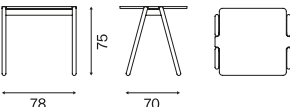




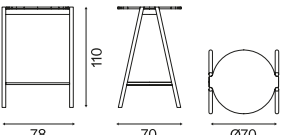



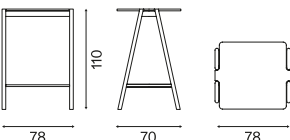



 10, 80/14, 50 Kg



 14, 30/18, 60 Kg



 12, 80/17, 10 Kg

Misure (cm) Measurements (cm)	Categoria Category	Struttura Structure	Descrizione Description
Tipi	Cod. 9.40.A/I.T Tavolo impilabile	Faggio	Piano: laminato.
	Cod. 9.40.A/I.T Stackable table	Beech	Top: laminate.
 81×75×82/0, 50 m³	 —	 —	 ×4
Tipi	Cod. 9.40.A/I.Q Tavolo impilabile	Faggio	Piano: laminato.
	Cod. 9.40.A/I.Q Stackable table	Beech	Top: laminate.
 81×75×82/0, 50 m³	 —	 —	 ×4
Tipi	Cod. 9.40.HT Tavolo	Faggio	Piano: laminato.
	Cod. 9.40.HT Table	Beech	Top: laminate.
 81×75×112/0, 68 m³	 —	 —	
Tipi	Cod. 9.40.HQ Tavolo	Faggio	Piano: laminato.
	Cod. 9.40.HQ Table	Beech	Top: laminate.
 81×75×112/0, 68 m³	 —	 —	

Note, notes

*(D) Consumo singolo
valido per quantità dispari.
Unit consumption
valid for odd quantities.

***(P) Consumo singolo
valido per quantità pari.
Unit consumption
valid for even quantities.


Pelle, Leather
Quantità minime ordinabili.
Minimum order quantity.

Tinte, Stained wood

Faggio
Beech




Faggio Sbiancato
Bleached Beech




Faggio Naturale
Natural Beech




Rovere Biondo
Blonde Oak




Noce Canaletto
Canaletto Walnut



Ciliegio
Cherry Tree



Noce Intenso
Intense Walnut




Wengè
Wengè




Mogano Scuro
Dark Mahogany



Rovere Naturale
Natural Ash




Grey Mocha
Grey Mocha



Mogano Chiaro
Light Mahogany

Metalli, Metals

Colori
Colours



Bianco
White



Nero
Black




Anthracite Grey
RAL 7016

Laminati, Laminates


Colori
Colours



Bianco
White



Nero
Black



Grigio
Grey

PULIZIA, USO E MANUTENZIONE

Per la pulizia periodica degli elementi in legno e metallo, si prega di utilizzare acqua tiepida e un panno morbido, eventualmente sapone neutro diluito in acqua, o prodotti consigliati per legno o metallo. Non utilizzare prodotti abrasivi o alcoolici. Dopo la pulizia asciugare il prodotto con un panno. Per pulire la tappezzeria, fare riferimento alla scheda del produttore. Per sollevare o spostare il prodotto afferrare saldamente la struttura e non parti di essa. Il prodotto non deve essere sottoposto a carichi decentrati ed è stato progettato per essere utilizzato in condizioni normali di appoggio. Non utilizzare il prodotto in modo inappropriato: non dondolarsi o sedersi sopra in modo errato, in quanto ciò può compromettere la stabilità, la durata del prodotto e la sicurezza dell'utilizzatore. Maneggiare con cura evitando urti o graffi con altri oggetti. Alla fine della vita del prodotto, tutte le parti devono essere smaltite secondo la normativa vigente. Cantarutti Srl, al fine di migliorare l'aspetto tecnico e qualitativo della sua produzione, ha il diritto di modificare, implementare, aggiornare e/o modificare i modelli in qualsiasi momento e senza notifica.

CLEANING, USE AND MAINTENANCE

For the periodic cleaning of wood and metal elements, please use warm water, and a soft cloth, eventually a neutral soap diluted in water or products recommended for wood or metal. Do not use abrasive or alcoholic products. After cleaning dry the product with a cloth. To clean the upholstery, please refer to the related manufacturing company. To lift or move the product, hold the structure firmly and not parts of it. The product must not be subjected to decentralised loads, it has been designed to be used in normal support conditions. Do not use the product in an inappropriate way: do not swing on or sit on it in an incorrect way, this may compromise stability and/or durability of the product and the safety of the user. Handle the product with care, avoiding impacts with other objects. At the end of the product's life, all parts must be disposed in accordance to the legislation in force. Cantarutti Srl, in order to improve the technical and qualitative details of its production, shall be entitled to amend, implement, upgrade and/or modify the models at any time and without notification.

Cantarutti s.r.l.
via Maggiore, 14
33040 Premariacco (Udine)
T. +39 0432 72 05 18
www.cantarutti.net

general informations
✉ info@cantarutti.net
sales informations
✉ sales@cantarutti.net

CERTIFICAZIONI AZIENDALI
CORPORATE CERTIFICATION

FSC®
PEFC
ISO 9001:2015
ISO 14001:2015
SA 8000:2014

FILE 3D
3D FILES

→ DOWNLOAD

CERTIFICAZIONI DI PRODOTTO
PRODUCT CERTIFICATIONS

ANSI-BIFMA-TEST Part 1

→ DOWNLOAD

ANSI-BIFMA-TEST Part 2

→ DOWNLOAD

CANTARUTTI UTILIZZA VERNICI BIO
CANTARUTTI USES BIO PAINTS

→ Link (Italiano)

→ Link (English)

TESSUTI, FABRIC

→ Link (Italiano)

→ Link (English)