

maxdesign



2021
Color plan

Maxdesign creates
products for people and
their environment

	Appia	3	Stratos	25
	Appia Work		Stratos Stool	
	Appia Stool		Stratos M	
	design Christoph Jenni		Stratos MH	
			Stratos Lounge	
	Baba	55	design Studio Hannes Wettstein	
	design Christoph Jenni			
	Betty	46	Tototo	44
	Betinha		design Hannes Wettstein	
	design Christoph Jenni			
	Dino	50	Rivestimenti	73
	Dininho		Upholstery	
	design Hannes Wettstein			
	Max	15		
	Max Work			
	Max Stool			
	design Christoph Jenni			
	Offset Table	65		
	Offset Shelf			
	design Tomás Alonso			
	Pic	58		
	design Studio Hannes Wettstein			
	Plato	61		
	design Hannes Wettstein			
	Ricciolina	36		
	Ricciolina Stool			
	design Marco Maran			
	So Happy	40		
	So Happy Lounge			
	design Marco Maran			
Color plan 2021				

Appia

design Christoph Jenni, 2014




Appia


Color plan

Scocca / Shell


Legno / Wood




Natural Oak




Canaletto




Black Oak




Grey Oak



Mud Oak




Oxido Red Oak




Black Red Oak

Pelle / Leather



Natural Leather




Black Leather


Rivestita / Upholstered:
Tessuto / Fabric
Pelle / Leather
Eco-Pelle / Eco-leather

Vedi Maxdesign Toolbox /
See Maxdesign Toolbox


RE MAX®
Solid
(Outdoor)




Max R36
Re-Off-White




Max R60
Re-Essential Grey




Max R56
Re-Mud



RAL 3009
Oxido Red



Max R35
Re-Black Red




Max R57
Re-Off Black


Riciclato / Recycled

Struttura / Frame


Alluminio / Aluminum




Brush Polished




Brush Matt




RAL 9002
White




RAL 9005
Black




RAL 7046
Tele Grey 2



RAL 6006
Grey Olive




RAL 3009
Oxido Red




RAL 3007
Black Red

Appia


Finiture / Finishes




Cod. 5120
Black Oak
Aluminum, RAL 9005 Black




Cod. 5120
Oxido Red Oak
Aluminum, RAL 3009 Oxido Red




Cod. 5120
Grey Oak
Aluminum, RAL 7046 Tele Grey 2




Cod. 5120
Mud Oak
Aluminum, RAL 9005 Black




Cod. 5120
Black Oak
Aluminum, Brush Polished




Cod. 5120
Natural Oak
Aluminum, Brush Polished




Cod. 5120
Natural Oak+ Settler Leather
Aluminum, RAL 9005 Black




Cod. 5120
Natural Oak+ Settler Leather
Aluminum, RAL 9005 Black




Cod. 5041
Upholstered
Aluminum, RAL 9005 Black



Cod. 5041
Settler Leather
Aluminum, RAL 9005 Black



Cod. 5031
Upholstered
Aluminum, Brush Polished



Cod. 5110
Max R36 Re-Off-White
Aluminum, RAL 9002 White

4

Color plan 2021

Appia

5



Scocca / Shell

Rivestita / Upholstered:
Tessuto / Fabric
Pelle / Leather
Eco-Pelle / Eco-leather

Vedi Maxdesign Toolbox/
See Maxdesign Toolbox

Struttura / Frame + Braccioli / Armrests

Alluminio /
Aluminum
-base / base,
braccioli /
armrests


Brush
Polished


RAL 9002
White


RAL 9005
Black



RAL 7046
Tele Grey 2


RAL 6006
Grey Olive


RAL 3009
Oxido Red



RAL 3007
Black Red


Colonna gas
/ Gas lift
(Metallo /
Metal)



RAL 9005
Black

SUPER COLOURS Struttura / Frame + Braccioli / Armrests


Alluminio /
Aluminum
-base / base,
piastra / plate



Brush
Polished



RAL 9002
White



RAL 9005
Black

Alluminio /
Aluminum
Super
Colours
- braccioli /
armrests



SuperLemon


SuperGrass



SuperSky


SuperSunset

Colonna gas /
Gas lift
(Metallo /
Metal)



RAL 9005
Black

SUPER
COLOURS




Cod. 5161
Upholstered
Aluminum, SuperSunset
Aluminum, RAL 9005 Black

SUPER
COLOURS




Cod. 5161
Upholstered
Aluminum, SuperSky
Aluminum, RAL 9005 Black


SUPER
COLOURS




Cod. 5161
Upholstered
Aluminum, SuperGrass
Aluminum, RAL 9005 Black



Cod. 5161
Upholstered
Aluminum, RAL 9002 White
Aluminum, RAL 9005 Black




Cod. 5161
Upholstered
Aluminum, Brush Polished
Aluminum, Brush Polished




Cod. 5161
Upholstered
Aluminum, RAL 9005 Black
Aluminum, Brush Polished


SUPER
COLOURS




Cod. 5161
Upholstered
Aluminum, SuperLemon
Aluminum, Brush Polished




Cod. 5171
Upholstered
Aluminum, RAL 6006 Grey Olive
Aluminum, RAL 6006 Grey Olive




Cod. 5171
Upholstered
Aluminum, RAL 3007 Black Red
Aluminum, RAL 3007 Black Red



Cod. 5151
Upholstered
Aluminum, RAL 9005 Black
Aluminum, RAL 9005 Black



Cod. 5151
Upholstered
Aluminum, RAL 9002 White
Aluminum, RAL 9002 White



Cod. 5151
Upholstered
Aluminum, RAL 9002 White
Aluminum, Brush Polished





Appia Stool


Color plan


Scocca / Shell


Legno / Wood


Natural Oak


Canaletto

Black Oak

Grey Oak

Mud Oak

Oxido Red Oak


Black Red Oak


Rivestita / Upholstered:
Tessuto / Fabric
Pelle / Leather
Eco-Pelle / Eco-leather


Vedi Maxdesign Toolbox /
See Maxdesign Toolbox

Struttura / Frame

Alluminio / Aluminum


Brush Polished


RAL 9002 White

RAL 9005 Black

Colonna / Column


Metallo / Metal

RAL 9002 White

RAL 9005 Black


Poggiapiedi / Footrest

Alluminio / Aluminum

Brush Polished

Base / Base

Stainless Steel

Stainless Steel

Appia Stool

Finiture / Finishes



Cod. 5320
Aluminum, brush polished
Metal, RAL 9005 Black
Stainless steel

Cod. 5321
Upholstered
Metal, RAL 9005 Black
Stainless steel

Cod. 5320
Aluminum, RAL 9002 White
Metal, RAL 9003 White
Stainless steel


Max

design Christoph Jenni, 2018




RE MAX® Solid (Riciclato / Recycled PP) + 100 % Poliestere riciclato / Recycled polyester


Scocca + Pannello / Shell + Padding



Max R55
Re-Silk White




Max R28
Re-Water




Max R60
Re-Essential Grey




Max R58
Re-Blue Marlin



Max R56
Re-Mud




Max R35
Re-Black Red




Max R57
Re-Off Black


Rivestita / Upholstered:
Tessuto / Fabric
Pelle / Leather
Eco-Pelle / Eco-leather




Max T55




Max T28




Max T60




Max T58



Max T56




Max T35




Max T57

Vedi Maxdesign
Toolbox /
See Maxdesign
Toolbox

Struttura / Frame



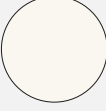
Max R28
Re-Water




Max R57
Re-Off Black

RE MAX® Blend (Riciclato / Recycled PP + Legno / Wood) + 100 % Poliestere riciclato / Recycled polyester


Scocca + Struttura + Pannello / Shell + Frame + Padding




Max W52
Re-Wood Birch



Max W51
Re-Wood Virgin




Max W53
Re-Wood Bark




Max W60
Re-Wood Moss


Rivestita / Upholstered:
Tessuto / Fabric
Pelle / Leather
Eco-Pelle / Eco-leather




Max T52



Max T56



Max T53




Max T60

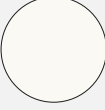
Vedi Maxdesign
Toolbox /
See Maxdesign
Toolbox

Altre strutture disponibili / More available frames:
Quattro gambe, Slitta / Four legs, Sled base


Metallo / Metal




Chrome




RAL 9003
White




RAL 9005
Black



RAL 7046
Tele Grey 2




RAL 6006
Grey Olive




RAL 3007
Black Red

Legno / Wood



Natural Ash



Dark Ash



Cod. 7080
Max R55 Re-Silk White
Max R57 Re-Off Black

Cod. 7080
Max R28 Re-Water
Max R57 Re-Off Black

Cod. 7080
Max R56 Re-Mud
Max R57 Re-Off Black

Cod. 6080
Max R57 Re-Off Black



Cod. 7082
Max W52 Re-Wood Birch

Cod. 6082
Max W51 Re-Wood Virgin

Cod. 7082
Max W53 Re-Wood Bark

Cod. 6082
Max W60 Re-Wood Moss



Cod. 6010
RE MAX® Solid Palette
Metal, RAL 9005 Black

Cod. 7051
Upholstered
Metal, RAL 9005 Black

Cod. 7041
Upholstered
Wood, Dark Ash

Cod. 6040
Max R60 Re-Essential Grey+seat padding
Wood, Natural Ash




Max Work


Color plan

RE MAX® Solid (Riciclato / Recycled PP) + 100 % Poliestere riciclato / Recycled polyester


Scocca + Pannello / Shell + Padding




Max R55
Re-Silk White




Max R28
Re-Water




Max R60
Re-Essential Grey




Max R58
Re-Blue Marlin



Max R56
Re-Mud



Max R35
Re-Black Red



Max R57
Re-Off Black

Rivestita / Upholstered:
Tessuto / Fabric
Pelle / Leather
Eco-Pelle /
Eco-leather

Vedi Maxdesign
Toolbox /
See Maxdesign
Toolbox

RE MAX® Blend (Riciclato / Recycled PP + Legno / Wood) + 100 % Poliestere riciclato / Recycled polyester

Scocca + Struttura + Pannello / Shell + Frame + Padding



Max W52
Re-Wood Birch



Max W51
Re-Wood Virgin



Max W53
Re-Wood Bark



Max W60
Re-Wood Moss

Max T52 Max T56 Max T53 Max T60

Rivestita / Upholstered:
Tessuto / Fabric
Pelle / Leather
Eco-Pelle /
Eco-leather

Vedi Maxdesign
Toolbox /
See Maxdesign
Toolbox

Struttura / Frame

Alluminio / Aluminum



Brush Polished



RAL 9002
White



RAL 9005
Black



RAL 7046
Tele Grey 2



RAL 6006
Grey Olive



RAL 3009
Oxido Red



RAL 3007
Black Red

Max Work

Finiture / Finishes



Cod. 7630
Max R60 Re-Essential Grey
Aluminum, RAL 9005 Black

Cod. 7630
Max R56 Re-Mud
Aluminum, RAL 6006 Grey Olive

Cod. 7530
Max R28 Re-Water + seat padding
Aluminum, RAL 7046 Tele Grey 2

Cod. 7530
Max R35 Re-Black Red+ seat padding
Aluminum, RAL 3007 Black Red



Cod. 7630
Max R35 Re-Black Red
+ seat and back padding
Aluminum, RAL 9002 White

Cod. 7641
upholstered
Aluminum, RAL 9005 Black



RE MAX® Solid (Riciclato / Recycled PP)					
Socca / Shell					
					Rivestita / Upholstered: Tessuto / Fabric Pelle / Leather Eco-Pelle / Eco-leather Vedi Maxdesign Toolbox / See Maxdesign Toolbox
Max R55 Re-Silk White	Max R60 Re-Essential Grey	Max R56 Re-Mud	Max R35 Re-Black Red	Max R57 Re-Off Black	
Struttura / Frame					
Metallo / Metal					
	Chrome	RAL 9003 White	RAL 9005 Black		
Legno / Wood					
	Natural Ash	Dark Ash			




Stratos

Color plan

Scocca / Shell

Polipropilene / Polypropylene



Max 136
Off-White



Max 127
Skin



Max 128
Water



Max 133
Mineral Water



Max 123
Yellow



Max 143
Night Green



Max 124
Red



Max 114
Black

Rivestita / Upholstered:
Tessuto / Fabric
Pelle / Leather
Eco-Pelle / Eco-leather


Vedi Maxdesign Toolbox /
See Maxdesign Toolbox

Struttura / Frame

Metallo / Metal



Chrome




RAL 9003
White




RAL 9005
Black

Legno / Wood



Natural Oak



Dark Oak

Stratos

Finiture / Finishes



Cod. 1060
Max 136 Off-White
Metal, RAL 9003 White



Cod. 1060
Max 127 Skin
Metal, RAL 9003 White



Cod. 1040
Max 133 Mineral Water + seat padding
Wood, Natural Oak



Cod. 1041
Upholstered
Wood, Dark Oak



Cod. 1010
Max 128 Water
Metal, Chrome



Cod. 1110
Max 123 Yellow
Metal, Chrome



Cod. 1050
Max 136 Off-White
Metal, Chrome



Cod. 1050
Max 143 Night Green
Metal, Chrome



Cod. 1070
Max 124 Red
Metal, Chrome



Cod. 1630
Max 114 Black + seat padding
Metal, RAL 9005 Black



Cod. 1641
Upholstered
Metal, RAL 9005 Black




Cod. 1531
Upholstered
Aluminum, RAL 9005 Black



Scocca / Shell

Polipropilene / Polypropylene



Max 136
Off-White



Max 127
Skin



Max 128
Water



Max 133
Mineral Water



Max 123
Yellow



Max 143
Night Green



Max 124
Red



Max 114
Black

Rivestita / Upholstered:
Tessuto / Fabric
Pelle / Leather
Eco-Pelle / Eco-leather


Vedi Maxdesign Toolbox /
See Maxdesign Toolbox

Struttura / Frame

Metallo / Metal



Chrome



RAL 9003
White



RAL 9005
Black

Legno / Wood

Stratos Stool

Finiture / Finishes



Cod. 1310
Max 133 Mineral Water + seat padding
Metal, RAL 9005 Black



Cod. 1310
Upholstered
Metal, Chrome



Cod. 1630
Max 133 Mineral Water + seat padding
Wood, Natural Oak



Cod. 1320
Max 114 Black + seat padding
Metal, Chrome

Stratos M

design Studio Hannes Wettstein, 2011



Stratos MH

design Studio Hannes Wettstein, 2011



Stratos Lounge

design Studio Hannes Wettstein, 2014










Scocca / Shell




Rivestita / Upholstered:
Tessuto / Fabric
Pelle / Leather
Eco-Pelle / Eco-leather

Vedi Maxdesign Toolbox /
See Maxdesign Toolbox

Struttura / Frame (cod. SL01 – SM01 – SH01) + Braccioli / Armrests

Alluminio / Aluminum							
	Brush Polished	RAL 9002 White	RAL 9005 Black	RAL 7046 Tele Grey 2	RAL 6006 Grey Olive	RAL 3009 Oxido Red	RAL 3007 Black Red
Colonna / Column (Metallo / Metal)	RAL 9005 Black	RAL 9002 White	RAL 9005 Black	RAL 9005 Black	RAL 9005 Black	RAL 9005 Black	RAL 9005 Black

Struttura / Frame (cod. SL03)

Metallo / Metal			
	Chrome	RAL 9003 White	RAL 9005 Black

			
Cod. SM02 Upholstered Aluminum, RAL 9005 Black Aluminum, RAL 9005 Black	Cod. SM02 Upholstered Aluminum, Brush Polished Aluminum, Brush Polished	Cod. SM02 Upholstered Aluminum, Brush Polished Aluminum, Brush Polished	Cod. SM01 Upholstered Aluminum, RAL 9005 Black
			
Cod. SH02 Upholstered Aluminum, RAL 9005 Black Aluminum, RAL 9005 Black	Cod. SH02 Upholstered Aluminum, RAL 9005 Black Aluminum, RAL 9005 Black	Cod. SH02 Upholstered Aluminum, Brush Polished Aluminum, Brush Polished	Cod. SH02 Upholstered Aluminum, Brush Polished Aluminum, Brush Polished
			
Cod. SL01 Upholstered Aluminum, RAL 9005 Black	Cod. SL01 Upholstered Aluminum, Brush Polished	Cod. SL03 Upholstered Metal, RAL 9005 Black	Cod. SL03 Upholstered Metal, RAL 9005 Black



Ricciolina

Color plan

Scocca / Shell

Polipropilene / Polypropylene

Max 136 Off-White

Max 103 Graphite

Max 114 Black

Rivestita / Upholstered: Tessuto / Fabric
Pelle / Leather
Eco-Pelle / Eco-leather

Vedi Maxdesign Toolbox / See Maxdesign Toolbox

Struttura / Frame

Metallo / Metal

Chrome

Alluminio / Aluminum

Brush Polished

Ricciolina

Finiture / Finishes

Cod. 3010
Max 136 Off-White
Metal, Chrome

Cod. 3010
Max 136 Off-White + seat padding
Metal, Chrome

Cod. 3010
Max 136 Off-White + seat padding
Metal, Chrome

Cod. 3010 + 3911
Max 136 Off-White
Metal, Chrome


Ricciolina

37



Scocca / Shell

Polipropilene /
Polypropylene



Max 136
Off-White



Max 103
Graphite



Max 114
Black

Rivestita / Upholstered:
Tessuto / Fabric
Pelle / Leather
Eco-Pelle / Eco-leather

Vedi Maxdesign Toolbox /
See Maxdesign Toolbox

Struttura / Frame

Metallo /
Metal



Chrome

Ricciolina Stool

Finiture / Finishes



Cod. 3320
Max 114 Black
Metal, Chrome



Cod. 3310
Max 136 Off-White
Metal, Chrome



Cod. 3310
Max 136 Off-White + seat padding
Metal, Chrome

So Happy


design Marco Maran, 2002





Scocca / Shell

Polipropilene /
Polypropylene



Max 136
Off-White



Max 118
Warm Grey



Max 124
Red



Max 114
Black

Rivestita / Upholstered:
Tessuto / Fabric
Pelle / Leather
Eco-Pelle / Eco-leather

Vedi Maxdesign
Toolbox /
See Maxdesign
Toolbox

Struttura / Frame

Metallo /
Metal



Chrome



RAL 9003
Signal White



RAL 3009
Oxido Red



RAL 9005
Black

So Happy, So Happy Lounge

Finiture / Finishes



Cod. 4010
Max 136 Off-White
Metal, Chrome



Cod. 4010 + seat padding
Max 114 Black
Metal, RAL 9005 Black



Cod. H031
Upholstered
Metal, Chrome




Cod. H031
Upholstered
Metal, RAL 3009 Oxido Red



Scocca / Shell

Polipropilene / Polypropylene



Max 136
Off-White



Max 118
Warm Grey



Max 123
Yellow



Max 124
Red



Max 103
Graphite



Max 114
Black

Tototo

Finiture / Finishes



Cod. T010
Max 123 Yellow



Cod. T010
Max 124 Red



Cod. T010
Max 136 Off White



Cod. T010
Max 114 Black

Betty

design Christoph Jenni, 2013



Betinha

design Christoph Jenni, 2016



Betty, Betinha

Color plan


Scocca / Shell


Rivestita / Upholstered:
Tessuto / Fabric
Pelle / Leather
Eco-Pelle / Eco-leather

Vedi Maxdesign Toolbox /
See Maxdesign Toolbox

Betty – Struttura / Frame


Legno /
Wood



Natural Ash


Dark Ash

Betinha – Struttura / Frame

Legno /
Wood


Natural Oak


Dark Oak

Betty, Betinha

Finiture / Finishes



Cod. B010 / B030
Upholstered
Wood Dark Ash



Cod. B020
Upholstered
Wood Dark Ash



Cod. B040
Upholstered
Wood Natural Oak



Cod. B040
Upholstered
Wood Dark Oak



Cod. B040
Upholstered
Wood Dark Oak

Dino

design Hannes Wettstein, 2008



Dininho

design Studio Hannes Wettstein, 2010




Scocca / Shell


Rivestita / Upholstered:
Tessuto / Fabric
Pelle / Leather
Eco-Pelle / Eco-leather


Vedi Maxdesign Toolbox /
See Maxdesign Toolbox

Struttura / Frame


Alluminio /
Aluminum



Brush
Polished



RAL 9002
White


RAL 9005
Black

Metallo /
Metal


Chrome


RAL 9003
Signal White


RAL 9005
Black



Cod. D011
Upholstered
Aluminum, RAL 9002 White



Cod. D011
Upholstered
Aluminum, RAL 9002 White



Cod. D011
Upholstered
Aluminum, Brush Polished



Cod. D021
Upholstered
Aluminum, RAL 9002 White



Cod. D021
Upholstered
Aluminum, Brush Polished



Cod. D021
Upholstered
Aluminum, RAL 9005 Black

Baba

design Christoph Jenni, 2014 / 2016




Piano / Top


Baba BA00, BA30, BA31, BA20, BA10

Baba BA20, BA10


Legno / Wood




Dark Ash




Natural Ash



Walnut Ash




Grey Ash




Oxido Red Ash

Baba BA20, BA10


Metallo / Metal




RAL 9002
White




RAL 9005
Black




RAL 7044
Silk Grey



RAL 6006
Grey Olive



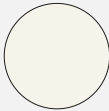
RAL 3009
Oxido Red




RAL 1005
Honey Yellow

Struttura / Frame


Metallo / Metal




RAL 9002
White




RAL 9005
Black




RAL 7044
Silk Grey



RAL 6006
Grey Olive




RAL 3009
Oxido Red




RAL 1005
Honey Yellow

Base / Base


Cemento / Concrete



Grey



Black




Oxido Red

56

Color plan 2021


Baba

Finiture / Finishes




Cod. BA20

Metal, Ral 3009 Oxido Red
Concrete, Oxido Red




Cod. BA20

Metal, Ral 3009 Oxido Red
Concrete, Grey




Cod. BA20

Metal, Ral 9005 Black
Concrete, Grey




Cod. BA20

Metal, Ral 6006 Olive Grey
Concrete, Black




Cod. BA10

Metal, Ral 9003 White
Concrete, Grey




Cod. BA10

Metal, Ral 1005 Honey Yellow
Concrete, Grey




Cod. BA15

Wood, Walnut Ash
Metal, RAL 7044 Silk Grey
Concrete, Grey




Cod. BA20 / BA15

Wood, Oxido Red / Wood, Walnut Ash
Metal, Ral 3009 Oxido Red
Concrete, Oxido Red



Cod. BA00 / BA00 / BA30

Wood, Grey Ash / Wood, Oxido Red / Wood, Oxido Red
Metal, Ral 9005 Black
Concrete, Black



Cod. BA00

Wood, Walnut Ash
Metal, Ral 9005 Black
Concrete, Grey


Baba

57



Struttura / Frame (Piatto e Alzata / Top and Column)

Metallo /
Metal



RAL 9002
White



RAL 9005
Black



RAL 7044
Silk Grey



RAL 6006
Grey Olive



RAL 3009
Oxido Red



RAL 3007
Black Red



RAL 1005
Honey Yellow



Cod. PI10
Metal, RAL 9002 White




Cod. PI10
Metal, RAL 6006 Grey Olive



Cod. PI20
Metal, RAL 1005 Honey Yellow



Cod. PI20
Metal, RAL 3007 Black Red



Piano / Top

Legno / Wood

White Oak

Natural Oak

Black Oak

MDF

MDF 001 White

MDF 014 Black

Struttura / Frame

Alluminio / Aluminum

Brush Polished


RAL 9002 White

RAL 9005 Black


RAL 7046 Tele Grey 2

RAL 6006 Grey Olive


RAL 3009 Oxido Red




Cod. P010, P011
MDF 001 White
Aluminum, RAL 9002 White




Cod. P010, P011
MDF 014 Black
Aluminum, RAL 9005 Black



Cod. P060
Natural Oak
Aluminum, RAL 9002 White



Cod. P060
Black Oak
Aluminum, RAL 9005 Black



Offset Table


Color plan

Piano e gambe in legno / Top and legs in wood


Legno / Wood



White Ash




Natural Ash



Black Ash

Struttura / Frame

Alluminio / Aluminum



RAL 9003 White



RAL 9005 Black



S2005 Y90R Skin



NCS S 2000 N Grey



NCS S 0530 G Mint



NCS S 1565 G Green



NCS S 2570 R Red



NCS S 0580 Y90R Fluo Red

Offset Table

Finiture / Finishes



Cod. OF01 Natural Ash / NCS S 2000 N Grey



Cod. OF03 Black Ash / Ral 9005 Black / Natural Ash



Cod. OF02 White Ash / NCS S 0530 G Mint / Natural Ash
Cod. OF40 Task light RAL 9003 White
Cod. OF61 Book Divider NCS S 1565 G Green



Cod. OF02 Natural Ash / NCS S 2000 N Grey / Natural Ash
Cod. OF40 Task light RAL 9005 Black
Cod. OF51 Tray NCS S 0530 G Mint



Cod. OF16 Natural Ash / Ral 9005 Black
Cod. OF41 Table light RAL 9003 White
Cod. OF60 Table divider NCS S 1565 G Green
Cod. OF61 Book Divider NCS S 1565 G Green



Cod. OF20 Black Ash / Ral 9005 Black
Cod. OF41 Table light RAL 9003 White

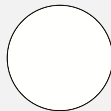


Offset Shelf

Color plan

Struttura / Frame

Alluminio /
Aluminum



RAL 9003
White




RAL 9005
Black



NCS S 2000 N
Grey

Fondo / Back panel


Legno /
Wood



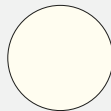
Natural Ash

Ante / Sliding doors

Legno /
Wood



Natural Ash



RAL 9003
White



RAL 9005
Black



S2005 Y90R
Skin



NCS S 2000 N
Grey



NCS S 0530 G
Mint



NCS S 1565 G
Green




NCSS 2570 R
Red



NCS S 0580 Y90R
Fluo Red

Accessori / Accessories

Legno /
Wood



Natural Ash

Offset Shelf

Finiture / Finishes



Cod. OS01 Ral 9005 Black
Cod. OS04 Ral 9005 Black / Box Natural Ash
Cod. OS04 Ral 9005 Black / Box with shelf Natural Ash
Cod. OS22 Séparateur / División Natural Ash



Cod. OS01 Ral 9005 Black
Cod. OS03 Ral 9005 Black / Natural Ash
Cod. OS22 Séparateur / División Natural Ash



Cod. OS01 NCS S 2000 N Grey
Cod. OS03 NCS S 2000 N Grey / RAL 9003 White
Cod. OS04 NCS S 2000 N Grey / Box Natural Ash
Cod. OS22 Séparateur / División Natural Ash



Cod. OS01 RAL 9003 White
Cod. OS03 RAL 9003 White / NCS S 2570 R Red / NCS S 0580 Y90R Fluo Red
Cod. OS04 RAL 9003 White / Box Natural Ash




Cod. OS01 NCS S 2000 N Grey
Cod. OS03 NCS S 2000 N Grey / NCS S 2005 Y90R Skin
Cod. OS05 NCS S 2000 N Grey / Box with shelf Natural Ash
Cod. OS22 Séparateur / División Natural Ash



Cod. OS03 Ral 9005 Black / NCS S 1565 G Green / NCS S 0530 G Mint

Ecopelle / Eco-leather		
	Cat. A, Flukso Secret	74
Pelle / Leather		
	Cat. F, Dani Panama	82
Tessuto / Fabric		
	Cat. A, Fidivi King L Kat	74
	Cat. B, Gabriel Atlantic	75
	Cat. B, Gabriel Medley	75
	Cat. C, Kvadrat Floyd	76
	Cat. C, Kvadrat Hint	76
	Cat. D, Kvadrat Canvas 2	77
	Cat. D, Kvadrat Field 2	77
	Cat. D, Kvadrat Melange Nap	78
	Cat. D, Kvadrat Re-Wool	78
	Cat. D, Kvadrat Remix 3	79
	Cat. E, Kvadrat Divina 3	79
	Cat. E, Kvadrat Divina MD	80
	Cat. E, Kvadrat Hallingdal 65	80
	Cat. E, Kvadrat Steelcut Trio 3	81
	Cat. E, Kvadrat Tonus 4	81


Tessuto / Fabric
Cat. A, Fidivi King L Kat



8011

Caratteristiche generali		General features	
Descrizione	Tessuto soft melange a due tonalità	Description	Soft melange fabric in two colour tone
Composizione	100% Poliestere Trade Mark Trevira CS	Composition	100% Polyester Trade Mark Trevira CS
Peso	390g/ml – 280g/m ²	Weight	390g/ml – 280g/m ²
Proprietà meccaniche		Mechanical properties	
Resistenza all'abrasione	80.000 Cicli	Abrasion resistance	80.000 Rubs
Solidità alla luce	6 (scala blu)	Fastness to light	6 (blue scale)
Solidità allo sfregamento	4/5 (scala grigi)	Fastness to rubbing	4/5 (grey scale)

Tessuto / Fabric
Cat. B, Gabriel Atlantic



63056

Caratteristiche generali		General features	
Designer	Inger Mosholt Nielsen	Designer	Inger Mosholt Nielsen
Composizione	100% Poliestere	Composition	100% Polyester
Proprietà meccaniche		Mechanical properties	
Durata	110,000 Martindale	Endurance	110,000 Martindale
Solidità alla luce	5-7	Fastness to light	5-7


Ecopelle / Eco-leather
Cat. A, Flukso Secret



1006

Caratteristiche generali		General features	
Descrizione	Tessuto spalmato ignifugo di Flukso®	Description	Flame retardant coated fabric by Flukso®
Composizione	76% PVC - 22% PES - 2% PU	Composition	76% PVC - 22% PES - 2% PU
Peso	540+/- 10g/m ²	Weight	540+/- 10g/m ²
Proprietà meccaniche		Mechanical properties	
Resistenza all'abrasione	60.000 Cicli	Abrasion resistance	60.000 Rubs
Solidità alla luce	6/7 (scala blu)	Fastness to light	6/7 (blue scale)
Solidità allo sfregamento	4/5 (scala grigi)	Fastness to rubbing	4/5 (grey scale)


Tessuto / Fabric
Cat. B, Gabriel Medley



66009

Caratteristiche generali		General features	
Designer	Mette Krebs Petersen	Designer	Mette Krebs Petersen
Composizione	100% Poliestere	Composition	100% Polyester
Proprietà meccaniche		Mechanical properties	
Durata	75,000 Martindale	Endurance	75,000 Martindale
Solidità alla luce	5-7	Fastness to light	5-7


Tessuto / Fabric
Cat. C, Kvadrat Floyd



663

Caratteristiche generali		General features	
Designer	Åsa Pärson	Designer	Åsa Pärson
Composizione	45% Lana vergine pettinata, 50% Poliestere, 5% Nylon	Composition	45% New wool worsted, 50% Polyester, 5% Nylon
Proprietà fisiche		Physical properties	
Peso	370 gr/mtl	Weight	370 g/lin.m
Proprietà meccaniche		Mechanical properties	
Resistenza all'abrasione	50.000 Martindale	Abrasion resistance	50.000 Martindale
Resistenza alla luce	6-7 (ISO1-8)	Fastness to light	6-7 (ISO1-8)
Pilling	4 (ISO 1-5)	Pilling	4 (ISO 1-5)


Tessuto / Fabric
Cat. D, Kvadrat Canvas 2



154

Caratteristiche generali		General features	
Designer	G. Ridolfo	Designer	G. Ridolfo
Composizione	90% Lana vergine pettinata, 10% Nylon	Composition	90% New wool worsted, 10% Nylon
Proprietà fisiche		Physical properties	
Peso	480 g/lin.m	Weight	480 g/lin.m
Sostenibilità	Marchio Ecolabel UE “The Flower”	Sustainability	Label Ecolabel UE “The Flower”
Proprietà meccaniche		Mechanical properties	
Resistenza all'abrasione	100.000 Martindale	Abrasion resistance	100.000 Martindale
Resistenza alla luce	5-7 (ISO)	Fastness to light	5-7 (ISO)
Pilling	4 (EN ISO)	Pilling	4 (EN ISO)


Tessuto / Fabric
Cat. C, Kvadrat Hint



347

Caratteristiche generali		General features	
Designer	Giulio Ridolfo	Designer	Giulio Ridolfo
Composizione	100% Poliestere	Composition	100% Polyester
Proprietà fisiche		Physical properties	
Peso	300 g/lin.m	Weight	300 g/lin.m
Sostenibilità	Impatto ambientale ridotto	Sustainability	Reduced environmental impact
Proprietà meccaniche		Mechanical properties	
Solidità alla luce	5	Fastness to light	5

Tessuto / Fabric
Cat. D, Kvadrat Field 2



182

Caratteristiche generali		General features	
Designer	A. Häberli	Designer	A. Häberli
Composizione	100% Trevira CS	Composition	100% Trevira CS
Proprietà fisiche		Physical properties	
Peso	430 g/lin.m	Weight	430 g/lin.m
Sostenibilità	Riduzione dell'impatto ambientale	Sustainability	Reduced impact
Proprietà meccaniche		Mechanical properties	
Resistenza all'abrasione	100.000 Martindale	Abrasion resistance	100.000 Martindale
Resistenza alla luce	6-7 (ISO)	Fastness to light	6-7 (ISO)
Pilling	4-5 (EN ISO)	Pilling	4-5 (EN ISO)


Tessuto / Fabric
Cat. D, Kvadrat Melange Nap



791

Caratteristiche generali		General features	
Designer	Akira Minagawa	Designer	Akira Minagawa
Composizione	97% Lana vergine pettinata, 3% Nylon	Composition	97% New wool worsted, 3% Nylon
Proprietà fisiche		Physical properties	
Peso	440 g/lin.m	Weight	440 g/lin.m
Proprietà meccaniche		Mechanical properties	
Resistenza all'abrasione	60.000 Martindale	Abrasion resistance	60.000 Martindale
Resistenza alla luce	6 (ISO)	Fastness to light	6 (ISO)
Pilling	3 (EN ISO)	Pilling	3 (EN ISO)


Tessuto / Fabric
Cat. D, Kvadrat Remix 3



183

Caratteristiche generali		General features	
Designer	G. Ridolfo	Designer	G. Ridolfo
Composizione	90% Lana vergine pettinata, 10% Nylon	Composition	90% New wool worsted, 10% Nylon
Proprietà fisiche		Physical properties	
Peso	415 g/lin.m	Weight	415 g/lin.m
Sostenibilità	Marchio Ecolabel UE “The Flower”	Sustainability	Label Ecolabel UE “The Flower”
Proprietà meccaniche		Mechanical properties	
Resistenza all'abrasione	100.000 Martindale	Abrasion resistance	100.000 Martindale
Resistenza alla luce	5-7 (ISO)	Fastness to light	5-7 (ISO)
Pilling	4 (EN ISO)	Pilling	4 (EN ISO)

Tessuto / Fabric
Cat. D, Kvadrat Re-Wool



768

Caratteristiche generali		General features	
Designer	Margrethe Odgaard	Designer	Margrethe Odgaard
Composizione	45% Lana riciclata, 45% Lana vergine pettinata, 10% Nylon	Composition	45% Recycled wool, 45% New wool worsted, 10% Nylon
Proprietà fisiche		Physical properties	
Peso	540 g/lin.m	Weight	540 g/lin.m
Proprietà meccaniche		Mechanical properties	
Resistenza all'abrasione	50.000 Martindale	Abrasion resistance	50.000 Martindale
Resistenza alla luce	5-7 (ISO)	Fastness to light	5-7 (ISO)
Pilling	4 (EN ISO)	Pilling	4 (EN ISO)

Tessuto / Fabric
Cat. E, Kvadrat Divina 3



154

Caratteristiche generali		General features	
Designer	F. Sködt	Designer	F. Sködt
Composizione	100% Lana vergine	Composition	100% New wool
Proprietà fisiche		Physical properties	
Peso	840 g/lin.m	Weight	840 g/lin.m
Sostenibilità	Fibre naturali	Sustainability	Natural fibers
Proprietà meccaniche		Mechanical properties	
Resistenza all'abrasione	45.000 Martindale	Abrasion resistance	45.000 Martindale
Resistenza alla luce	5-7 (ISO)	Fastness to light	5-7 (ISO)
Pilling	3 (EN ISO)	Pilling	3 (EN ISO)


Tessuto / Fabric
Cat. E, Kvadrat Divina MD



353

Caratteristiche generali		General features	
Designer	F. Sködt	Designer	F. Sködt
Composizione	100% Lana vergine	Composition	100% New wool
Proprietà fisiche		Physical properties	
Peso	840 g/lin.m	Weight	840 g/lin.m
Sostenibilità	Fibre naturali	Sustainability	Natural fibers
Proprietà meccaniche		Mechanical properties	
Resistenza all'abrasione	45.000 Martindale	Abrasion resistance	45.000 Martindale
Resistenza alla luce	5-7 (ISO)	Fastness to light	5-7 (ISO)
Pilling	3 (EN ISO)	Pilling	3 (EN ISO)


Tessuto / Fabric
Cat. E, Kvadrat Steelcut Trio 3



105

Caratteristiche generali		General features	
Designer	F. Dijkmeijer, G. Ridolfo	Designer	F. Dijkmeijer, G. Ridolfo
Composizione	90% Lana vergine, 10% Nylon	Composition	90% New wool, 10% Nylon
Proprietà fisiche		Physical properties	
Peso	770 g/lin.m	Weight	770 g/lin.m
Sostenibilità	Marchio Ecolabel UE “The Flower”	Sustainability	Label Ecolabel UE “The Flower”
Proprietà meccaniche		Mechanical properties	
Resistenza all'abrasione	100.000 Martindale	Abrasion resistance	100.000 Martindale
Resistenza alla luce	5-7 (ISO)	Fastness to light	5-7 (ISO)
Pilling	4 (EN ISO)	Pilling	4 (EN ISO)

Tessuto / Fabric
Cat. E, Kvadrat Hallingdal 65



110

Caratteristiche generali		General features	
Designer	N. Ditzel	Designer	N. Ditzel
Composizione	70% Lana vergine, 30% Viscosa	Composition	70% New wool/30% Viscose
Proprietà fisiche		Physical properties	
Peso	795 g/lin.m	Weight	795 g/lin.m
Sostenibilità	Marchio Ecolabel UE “The Flower”	Sustainability	Label Ecolabel UE “The Flower”
Proprietà meccaniche		Mechanical properties	
Resistenza all'abrasione	100.000 Martindale	Abrasion resistance	100.000 Martindale
Resistenza alla luce	5-7 (ISO)	Fastness to light	5-7 (ISO)
Pilling	3 (EN ISO)	Pilling	3 (EN ISO)

Tessuto / Fabric
Cat. E, Kvadrat Tonus 4



240

Caratteristiche generali		General features	
Designer	N. Koppel	Designer	N. Koppel
Composizione	90% Lana vergine, 10% Helanca	Composition	90% New wool, 10% Helanca
Proprietà fisiche		Physical properties	
Peso	665 g/lin.m	Weight	665 g/lin.m
Sostenibilità	Fibre naturali/Risorsa sostenibile	Sustainability	Natural fibers/Sustainable resource
Proprietà meccaniche		Mechanical properties	
Resistenza all'abrasione	100.000 Martindale	Abrasion resistance	100.000 Martindale
Resistenza alla luce	5-7 (ISO)	Fastness to light	5-7 (ISO)
Pilling	3 (EN ISO)	Pilling	3 (EN ISO)

Pelle / Leather
Cat. F, Dani Panama



5320

Descrizione

Il cuoio è il materiale ricavato dalla pelle degli animali la quale, in seguito a un processo denominato "concia" viene resa imputrescibile. Il cuoio ha caratteristiche di resistenza e soprattutto igieniche molto elevate che lo rendono particolarmente adatto alla produzione di molti manufatti di uso comune. La particolare struttura del cuoio, costituito da un intreccio tridimensionale di fibre di collagene, una proteina, fa sì che il cuoio abbia anche proprietà termoisolanti.

Description

Leather is a material deriving from the skin of the animal, which has become rotproof, after the tanning process. Leather has highly resistance but especially hygienic features, especially suitable for the production of many objects of common use.

Maxdesign Toolbox ha l'obiettivo di condividere la nostra visione di materiali e colori, strumenti per esplorare e generare sinergie tra il progetto degli spazi e dei prodotti.

È un'espressione del nostro interesse nel creare una relazione progettuale virtuosa che apra i nostri prodotti all'inaspettato. Crediamo che il lavoro in team sia l'unica via per raggiungere risultati consistenti e per motivare e ispirare le nostre scelte future.



Maxdesign Toolbox intention is to share our mindset through materials and colors, a world of opportunities to grow, evolve, explore and generate synergy between spatial and furniture design, stretching the boundaries between home and contract projects.

It is an expression of our interest in cultivating contact and work relationship, being together creating mind-tickling and unexpected experience for our products. Teamwork is the key to achieve something bigger, a strong motivation to twist and inspire our future vision.



Maxdesign
Color plan 2021
Italiano. 1ª Edizione / English, 1st Edition

© 2021 Maxdesign
All rights reserved

Maxdesign
Via Monte Santo 28
31039 Riese Pio X (TV), Italy
T +39 0423 432216
E info@maxdesign.it

maxdesign.it

Maxdesign is a brand of FK Europe Srl

maxdesign