



Liù H65 LR-TS2 Stool

design Archirivolto, 2013


Fixed Liù stool with wooden base and seating upholstered in fabric, leather or faux leather.

Available in two different heights.



Colors and Materials


Structure



Lacquered ash


11 Colors

Coating



Cotton Club fabric

14 Colors




Fenix Wool fabric

16 Colors



Main Line Flax fabric

16 Colors




Manhattan fabric

13 Colors



Mirage fabric

15 Colors



Novabuk fabric

17 Colors




Tessuto Oceanic

13 Colors




Remix 3 fabric

19 Colors



Second fabric

11 Colors




Velvet Superb

15 Colors




Uniform Melange Fabric

7 Colors




Visual fabric

13 Colors




Yoredale fabric

14 Colors



Pelle fiore

21 Colors




Pelle Vintage

8 Colors



Similpelle Secret

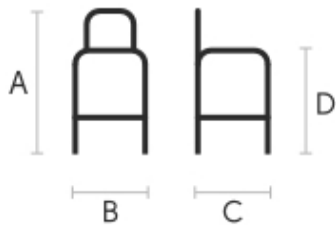
23 Colors



Similpelle Vintage

12 Colors

Dimensions



Volumetric Details

Weight 14 Kg
Volume 0.24 mc
Package 1

	A (cm) (inch)	B (cm) (inch)	C (cm) (inch)	
Liù H65				
LR-TS2	61	42	48	68
(cm)	24	16.5	18.9	26.8
(inch)				
Liù H75				
LR-TS2	101	42	48	78
(cm)	39.8	16.5	18.9	30.7
(inch)				

Materials Certifications

Lacquered ash

Ash wood is durable material, with good resistance and flexibility. Thanks to its porosity, it is ideal to be lacquered. Its original color is quite light: it can range from light blond, to pink and pale brown, with possible shades of green. In our set of samples, it is available in the natural finish and in numerous color variations: from the classic wood effects to the most pop colors of the moment. The ash used for our materials is European.

CLEANING AND MAINTENANCE

Ash is an easy-to-clean wood: to remove dust or light stains, rub the surface with a soft cloth, if necessary moistened in a solution of hot water or white vinegar, to help eliminate stains without altering the beauty and shine of the wood. Always dry the surface. In addition, you can choose to use specific products for wooden furniture.

These tips are cleaning recommendations and do not guarantee complete stain removal. We recommend that you always test the cleaning method on a hidden part of the item to check the resistance of the color.

Colour samples are to be considered approximate for each product. Slight color differences between a lot and the other are to be considered normal.

Materials Certifications

Cotton Club fabric

COMPOSITION: 70 % COT; 10% PES; 10% ACR; 10% AF
Abrasion resistance (Martindale) 100.000 cycles

Cotton Club by Flukso is a fabric made from latest generation regenerated cotton yarns. To create this fabric, specific fixing techniques were used, that give it and help maintaining a natural, slightly wavy and vibrated look.

CLEANING AND MAINTENANCE

Regular cleaning is important to extend the life of the coating, and keep its appearance unchanged. Dust and dirt can wear out the coating.

REGULAR CLEANING: vacuum frequently, at least once a week, at a power equal to half the device in use, choosing a smooth spout, without brushing.

STAIN REMOVAL: in case of slight stains, promptly clean the surface. Remove excess liquids or hard parts of dirt with a clean cloth, then proceed on the residue of the stain with a damp cloth or a neutral soap solution.

Remove the stain starting from the edge of the stain moving towards the center of it, then rinse with water. Let dry, avoiding direct exposure to sunlight.

For localized and more persistent stains, promptly dissolve the stain with colorless ethyl alcohol diluted in

20% water, gently rub and then treat with a neutral soap solution, then rinse well. Do not use bleach. These tips are cleaning recommendations and do not guarantee complete stain removal. In case of large stains, we recommend contacting an operator specialized in upholstered products cleaning. We recommend to not expose light colored coating for a prolonged time to garments treated with colors with poor dyeing fastness, as the color pigments could penetrate the surface of the fabric, without being able to be removed. We recommend to always test the cleaning method on a hidden part of the item to check the color resistance.

Slight color differences between a lot and the other are to be considered normal.

Materials Certifications

Fenix Wool fabric

COMPOSITION: 75% WO, 25% PA
MARTINDALE: 100.000 cycles

FIRE RESISTANCE:
Classe 1IM
N 1021 Part 1-2
Calif. Bull. 117 June 2013

Fenix Wool is a wool fabric with a particular and warm finish, obtained thanks to a treatment that confers softness to the touch and, at the same time, a good consistency, able to achieve excellent resistance to pilling and abrasion.

CLEANING AND MAINTENANCE

Regular cleaning is important to extend the life of the coating, and keep its appearance unchanged. Dust and dirt can wear out the coating.

REGULAR CLEANING: vacuum frequently, at least once a week, at a power equal to half the device in use, choosing a smooth spout, without brushing.

STAIN REMOVAL: in case of slight stains, promptly clean the surface. Remove excess liquids or hard parts of dirt with a clean cloth, then proceed on the residue of the stain with a damp cloth or a neutral soap solution. Remove the stain starting from the edge of the stain moving towards the center of it, then rinse with water. Let dry, avoiding direct exposure to sunlight. For localized and more stubborn stains, promptly dissolve the stain with neutral soap diluted in water, rub gently and rinse. Repeat until the stain is removed, and let dry. Do not use bleach. These tips are cleaning recommendations and do not guarantee complete stain removal. In case of large stains, we recommend contacting an operator specialized in upholstered products cleaning. We recommend to not expose light colored coating for a prolonged time to garments treated with colors with poor dyeing fastness, as the color pigments could penetrate the surface of the fabric, without being able to be removed. We recommend to always test the cleaning method on a hidden part of the item to check the color resistance.

Colour samples are to be considered approximate for each product. Slight color differences between a lot and the other are to be considered normal.

Materials Certifications

Main Line Flax fabric

COMPOSITION: 70% Virgin Wool – 30% LI
MARTINDALE: 60.000 CYCLES

FIRE RESISTANCE:
EN 1021 - 1&2 (cigarette & match)
BS 7176 Low Hazard
BS 5852 Ignition Source 5
BS 7176 Medium Hazard
NF D 60-013

ÖNORM B 3825 & A 3800-1 (58kg/m³ CMHR Foam)
UNI 9175 Classe 1 IM
BS 5867-2: Type B Curtains & Drapes
IMO FTP Code (Part 8)
The Furniture and Furnishing (Fire) (Safety)
Regulations 1988 (Domestic Cigarette and Match)

ENVIRONMENTAL CERTIFICATIONS:

Certified to the EU Ecolabel
Certified to Indoor Advantage™ “Gold”
Rapidly renewable and compostable
Made from wool and bast fibre

Main Line Flax fabric is created with virgin wool and linen, inherently fireproof materials of sustainable origin. The particular weave of the fabric, with the alternation of colors in its texture, make it aesthetically interesting, while not giving up to softness and comfort.

CLEANING AND MAINTENANCE

Regular cleaning is important to extend the life of the coating, and keep its appearance unchanged. Dust and dirt can wear out the coating and damage the fire protection.

REGULAR CLEANING: vacuum frequently at a power equal to half the device in use, choosing a smooth spout, without brushing.

STAIN REMOVAL: in case of slight stains, promptly clean the surface. Remove excess liquids or hard parts of dirt with a clean cloth, then proceed on the residue of the stain with a damp cloth or a neutral soap solution. Remove the stain starting from the edge of the stain moving towards the center of it, then rinse with water. Let dry, avoiding direct exposure to sunlight. For localized and more persistent stains, promptly dissolve the stain with colorless ethyl alcohol diluted in 20% water, gently rub and then treat with a neutral soap solution, then rinse well. Do not use bleach. These tips are cleaning recommendations and do not guarantee complete stain removal. In case of large stains, we recommend contacting an operator specialized in upholstered products cleaning.

We recommend to not expose light colored fabric for a prolonged time to garments treated with colors with poor dyeing fastness, as the color pigments could penetrate the surface of the fabric, without being able to be removed.

We recommend to always test the cleaning method on a hidden part of the item to check the color resistance.

Colour samples are to be considered approximate for each product. Slight color differences between a lot and the other are to be considered normal.

Materials Certifications

Manhattan fabric

MARTINDALE: 25.000 cycles
COMPOSITION: 26% PL, 37% PO, 21% CO, 16% LI

PROPRIETIES AND ADVANTAGES

The Manhattan fabric features a subtle woven structure that gives it a unique dynamic look. The mixed filaments of cotton and polyester guarantee a soft, warm and vibrant look with tone-on-tone colors.

MAINTENANCE

Vacuum regularly. If it is necessary to remove the stain from the fabric, proceed wipe with a damp cloth using neutral soap and water or use proprietary upholstery shampoo. For deeper cleaning use a professionally dry clean. Always test your chosen cleaning method on a hidden corner of the product to check the color fastness.

Materials Certifications

Mirage fabric

Composition: 100% Polyester
Mantindale: 100.000 cycles

FIRE RESISTANCE:
Classe 1IM
B1 DIN 4102
M1
B1 OENORM B3825
Q1 OENORM 3800 Part. 1
BS 5852 Crib 5
EN 1021 Part.1-2
Calif. Bull. 117

Mirage is the fireproof coating by Pugi RG: in recyclable polyester, it is suitable for covering any surface thanks to its elasticity and texture, which does not give direction to the fabric. It is very resistant to abrasion and pilling. Different finishes make Mirage perfect to customize our products.

CLEANING AND MAINTENANCE

Regular cleaning is important to extend the life of the coating, and keep its appearance unchanged. Dust and dirt can wear out the coating and damage the fire protection.

REGULAR CLEANING:

vacuum frequently, at least once a week, at a power equal to half the device in use, choosing a smooth spout, without brushing.

STAIN REMOVAL: in case of slight stains, promptly clean the surface. Remove excess liquids or hard parts of dirt with a clean cloth, then proceed on the residue of the stain with a damp cloth or a neutral soap solution. Remove the stain starting from the edge of the stain moving towards the center of it, then rinse with water. Let dry, avoiding direct exposure to sunlight. Do not use bleach. These tips are cleaning recommendations and do not guarantee complete stain removal. In case of large stains, we recommend contacting an operator specialized in upholstered products cleaning. We recommend to not expose light colored coating for a prolonged time to garments treated with colors with poor dyeing fastness, as the color pigments could penetrate the surface of the fabric, without being able to be removed. We recommend to always test the cleaning method on a hidden part of the item to check the color resistance.

Colour samples are to be considered approximate for each product. Slight color differences between a lot and the other are to be considered normal..

Materials Certifications

Novabuk fabric

COMPOSITION: 55% PL, 45% PU
MARTINDALE: 50.000 cycles

Novabuk fabric is characterized by advanced technical features, that guarantee a modern look and excellent water repellent properties. With its velvet touch, it is perfect for customizing products. Easy to clean, great for contract and naval use, this 100% Made in Italy fabric is fire-resistant and made from recycled material.

CLEANING AND MAINTENANCE

In case of stains, promptly clean the surface. The fabric is water repellent. For light stains use water and neutral soap. In case of ketchup or coffee stains, remove the excess material with paper towel and then rub with a cloth moistened with a solution of water and neutral soap. In case of pen stains, dab the stain vigorously with a cloth moistened with water and alcohol. Then, rub with a damp cloth to remove any leftovers. In case of oil and mayonnaise stains, remove the excess material with paper towel and then spray with degreaser. Wait a minute and then rub the area with a dry cloth. Finally, with a cloth moistened with a solution of water and neutral soap, remove the excess of the degreaser. Do not use bleach or chlorine-based products. These tips are cleaning recommendations and do not guarantee complete stain removal. In the case of

large stains, we recommend contacting an operator specialized in cleaning upholstered products. We recommend not to expose products upholstered in light colors for a long time to contact or rubbing with garments treated with dyes with poor dye fastness, as the color pigments could penetrate the surface of the fabric, without being able to be removed. We recommend that you always test the cleaning method on a hidden part of the item to check the resistance of the color.

Colour samples are to be considered approximate for each product. Slight color differences between a lot and the other are to be considered normal.

Materials Certifications

Tessuto Oceanic

MARTINDALE: 135.000 cycles
COMPOSITION: 100% post-consumer recycled polyester, including 50% SEAQUAL yarn

FIRE RESISTANCE:
California Technical Bulletin 117 - 2013
BS 7176 Low Hazard
BS 7176 Medium Hazard with EnviroFlam5
ASTM E84 Class 1 or A (Un-adhered)

ENVIRONMENTAL:
Certified to OEKO-TEX® Standard 100
Certified to Indoor Advantage™ “Gold”
Made from 100% post-consumer recycled polyester
Non metallic dyestuffs

FEATURES:
Oceanic is a fabric born from the desire to combat marine plastic pollution and achieve a waste free environment. Hence the name “Oceanic”: the fabric is created entirely from post-consumer recycled plastic - from debris floating discarded in our seas, to bottles thrown away and destined for landfill. One small drop in the mission to clean both the earth and its ocean, this contemporary fabric is a recycled polyester with a purpose: to be more sustainable for our planet.

MAINTENANCE:
Vacuum regularly. If it is necessary to remove the stain from the fabric, proceed wipe with a damp cloth using neutral soap and water or use proprietary upholstery shampoo. For deeper cleaning use steam or professionally dry clean. Always test your chosen cleaning method on a hidden corner of the product to check the color fastness.

Materials Certifications

Remix 3 fabric

COMPOSITION: 90% WO, 10% PA
MARTINDALE: 100.000 cycles

FIRE RESISTANCE:
AS/NZS 1530.3
BS 5852 crib 5 with treatment
BS 5852 ignition source 3
BS 5852 part 1
IMO FTP Code 2010 Part 7 with treatment
IMO FTP Code 2010 Part 8
NF D 60 013
NFPA 260
SN 198 898 5.3 with treatment
UNI 9175 1IM
US Cal. Bull. 117-2013
EN 1021-1/2
AS/NZS 3837 class 2
ÖNORM B1/Q1
ASTM E84 Class A Unadhered

ASTM E84 Class A Adhered
GB 50222 B1 with treatment (Chinese)

ENVIRONMENTAL CERTIFICATIONS:
Greenguard Gold

Remix 3 is an elegant upholstery textile distinguished by exceptional depth of color: it looks unicolored from a distance but reveals subtle details and color contrasts when viewed close-up. The textile features a tight, minimalistic weave, and derives its lively color play from a combination of two different mélange yarns, which each combine up to three hues.

CLEANING AND MAINTENANCE

Regular cleaning is important to extend the life of the coating, and keep its appearance unchanged. Dust and dirt can wear out the coating and damage the fire protection.

REGULAR CLEANING: vacuum frequently at a power equal to half the device in use, choosing a smooth spout, without brushing.

STAIN REMOVAL: in case of slight stains, promptly clean the surface. Remove excess liquids or hard parts of dirt with a clean cloth, then proceed on the residue of the stain with a damp cloth or a neutral soap solution. Remove the stain starting from the edge of the stain moving towards the center of it, then rinse with water. Let dry, avoiding direct exposure to sunlight. For localized and more persistent stains, promptly dissolve the stain with colorless ethyl alcohol diluted in 20% water, gently rub and then treat with a neutral soap solution, then rinse well. Do not use bleach. These tips are cleaning recommendations and do not guarantee complete stain removal. In case of large stains, we recommend contacting an operator specialized in upholstered products cleaning.

We recommend to not expose light colored upholstery for a prolonged time to garments treated with colors with poor dyeing fastness, as the color pigments could penetrate the surface of the fabric, without being able to be removed.

We recommend to always test the cleaning method on a hidden part of the item to check the color resistance.

Colour samples are to be considered approximate for each product. Slight color differences between a lot and the other are to be considered normal.

Materials Certifications

Second fabric

COMPOSITION: 70% VI - 30% LI
MARTINDALE 20.000 cycles

FIRE RESISTANCE:

Classe 1IM
EN 1021 Part.1-2
BS 5852 Crib 5
M1
Calif. Bull. 117 June 2013
IMO 307 (88) Part.8

Second fabric is made of 100% viscose and linen, natural fibers that guarantee the highest safety standards in terms of fireproofing. Without formaldehyde and substance derived from chlorine and bromine,

Second is 100% natural. In the presence of fire, Second fabric carbonizes and creates a protective wall around flames, without melting, with a resistance above 1000°C (1832°F). Its processing gives it a particular herringbone pattern.

CLEANING AND MAINTENANCE

Regular cleaning is important to extend the life of the coating, and keep its appearance unchanged. Dust and dirt can wear out the coating and damage the fire protection.

REGULAR CLEANING: vacuum frequently at a power equal to half the device in use, choosing a smooth

spout, without brushing.

STAIN REMOVAL: in case of slight stains, promptly clean the surface. Remove excess liquids or hard parts of dirt with a clean cloth, then proceed on the residue of the stain with a damp cloth or a neutral soap solution. Remove the stain starting from the edge of the stain moving towards the center of it, then rinse with water. Let dry, avoiding direct exposure to sunlight. For localized and more persistent stains, promptly dissolve the stain with colorless ethyl alcohol diluted in 20% water, gently rub and then treat with a neutral soap solution, then rinse well. Do not use bleach.

These tips are cleaning recommendations and do not guarantee complete stain removal. In case of large stains, we recommend contacting an operator specialized in upholstered products cleaning.

We recommend to not expose light colored coating for a prolonged time to garments treated with colors with poor dyeing fastness, as the color pigments could penetrate the surface of the fabric, without being able to be removed.

We recommend to always test the cleaning method on a hidden part of the item to check the color resistance.

Colour samples are to be considered approximate for each product. Slight color differences between a lot and the other are to be considered normal.

Materials Certifications

Velvet Superb

COMPOSITION: 100% PES FR

MARTINDALE: 25.000 cycles

FIRE RESISTANCE:

RESISTENZA AL FUOCO - FIRE RESISTANCE

UNI 8456 – 9174 classe 1

UNI 9175 classe 1IM

EN 1021-1

EN 1021-2

BS 5852 crib 5

DIN 4102 B1

NF P 92 503-507 M1

IMO FTP CODE 2010

Superb velvet is fire-resistant, of high quality and beauty. Its surface is made of a thick yet soft coat, in Trevira® polyester. The slightly matt look is suitable for any style, whether classic or contemporary.

CLEANING AND MAINTENANCE

Regular cleaning is important to extend the life of the coating, and keep its appearance unchanged. Dust and dirt can wear out the coating and damage the fire protection.

REGULAR CLEANING: vacuum frequently at a power equal to half the device in use, choosing a smooth spout, without brushing.

STAIN REMOVAL: in case of slight stains, promptly clean the surface. Remove excess liquids or hard parts of dirt with a clean cloth, then proceed on the residue of the stain with a damp cloth or a neutral soap solution. Remove the stain starting from the edge of the stain moving towards the center of it, then rinse with water. Let dry, avoiding direct exposure to sunlight. For localized and more persistent stains, promptly dissolve the stain with colorless ethyl alcohol diluted in 20% water, gently rub and then treat with a neutral soap solution, then rinse well. Do not use bleach.

These tips are cleaning recommendations and do not guarantee complete stain removal. In case of large stains, we recommend contacting an operator specialized in upholstered products cleaning.

We recommend to not expose light colored coating for a prolonged time to garments treated with colors with poor dyeing fastness, as the color pigments could penetrate the surface of the velvet, without being able to be removed.

We recommend to always test the cleaning method on a hidden part of the item to check the color

resistance.

Colour samples are to be considered approximate for each product. Slight color differences between a lot and the other are to be considered normal.

Materials Certifications

Uniform Melange Fabric

COMPOSITION: 68% WO, 22% PA, 10% PL
MARTINDALE: 100.000 cycles

FIRE RESISTANCE:
AS/NZS 1530.3
AS/NZS 3837
BS 5852 crib 5 with treatment
BS 5852 part 1
IMO FTP Code 2010 Part 8
NFPA 260
US Cal. Bull. 117-2013
DIN 4102 B2
EN 1021-1/2 • ASTM E84 Class A Unadhered

ENVIRONMENTAL CERTIFICATIONS:
Greenguard Gold

Uniform Mélange is a versatile knitted upholstery fabric, characterized by its smooth and comfortable appearance. A polyester filling is inserted between the two knitted layers of the textile to create its volume, while the use of predominantly wool in the textile's knitted top layer provides a natural, dry handle.

CLEANING AND MAINTENANCE

Regular cleaning is important to extend the life of the coating, and keep its appearance unchanged. Dust and dirt can wear out the coating and damage the fire protection.

REGULAR CLEANING: vacuum frequently at a power equal to half the device in use, choosing a smooth spout, without brushing.

STAIN REMOVAL: in case of slight stains, promptly clean the surface. Remove excess liquids or hard parts of dirt with a clean cloth, then proceed on the residue of the stain with a damp cloth or a neutral soap solution. Remove the stain starting from the edge of the stain moving towards the center of it, then rinse with water. Let dry, avoiding direct exposure to sunlight. For localized and more persistent stains, promptly dissolve the stain with colorless ethyl alcohol diluted in 20% water, gently rub and then treat with a neutral soap solution, then rinse well. Do not use bleach.

These tips are cleaning recommendations and do not guarantee complete stain removal. In case of large stains, we recommend contacting an operator specialized in upholstered products cleaning.

We recommend to not expose light colored fabric for a prolonged time to garments treated with colors with poor dyeing fastness, as the color pigments could penetrate the surface of the fabric, without being able to be removed.

We recommend to always test the cleaning method on a hidden part of the item to check the color resistance.

Colour samples are to be considered approximate for each product. Slight color differences between a lot and the other are to be considered normal.

Materials Certifications

Visual fabric

COMPOSITION: 100% PES FR
MARTINDALE: 60.000 cycles

FIRE RESISTANCE:

DIN 4102-1 B1
BS 5852-1 (source 0 and 1)
BS 5852 CRIB5
UNI 9175 classe 1 IM
EN 1021-1
EN 1021-2
IMO FTP CODE 2010

Visual is a knit fabric, made with FR polyester, bielastic and made with jacquard knitted looms. The slightly three-dimensional fabric construction, combined with sound absorbing material, contributes to decreasing sound reverberation.

CLEANING AND MAINTENANCE

Regular cleaning is important to extend the life of the coating, and keep its appearance unchanged. Dust and dirt can wear out the coating and damage the fire protection.

REGULAR CLEANING: vacuum frequently, at a power equal to half the device in use, choosing a smooth spout, without brushing.

STAIN REMOVAL: in case of slight stains, promptly clean the surface. Remove excess liquids or hard parts of dirt with a clean cloth, then proceed on the residue of the stain with a damp cloth or a neutral soap solution. Remove the stain starting from the edge of the stain moving towards the center of it, then rinse with water. Let dry, avoiding direct exposure to sunlight. For localized and more persistent stains, promptly dissolve the stain with colorless ethyl alcohol diluted in 20% water, gently rub and then treat with a neutral soap solution, then rinse well. Do not use bleach. These tips are cleaning recommendations and do not guarantee complete stain removal. In case of large stains, we recommend contacting an operator specialized in upholstered products cleaning. We recommend to not expose light colored fabric for a prolonged time to garments treated with colors with poor dyeing fastness, as the color pigments could penetrate the surface of the fabric, without being able to be removed. We recommend to always test the cleaning method on a hidden part of the item to check the color resistance.

Colour samples are to be considered approximate for each product. Slight color differences between a lot and the other are to be considered normal.

Materials Certifications

Yoredale fabric

MARTINDALE: 80.000 cycles
COMPOSITION: 95% Wool, 3% Polyester, 2% Polyamide

FIRE RESISTANCE:
EN 1021 - 1&2 (cigarette & match)
BS 7176 Low Hazard
ÖNORM B 3825 & A 3800-1 (58kg/m3 CMHR Foam)
UNI 9175 Classe 1 IM
BS 5852 Ignition Source 5 when FR treated
BS 7176 Medium Hazard when FR treated
The Furniture and Furnishing (Fire) (Safety) Regulations 1988 (Domestic Cigarette and Match)
IMO FTP Code (Part 8)

ENVIRONMENTAL:
Certified to Indoor Advantage™ “Gold”
Non metallic dyestuffs

FEATURES

Taking its name from the ancient title of Wensleydale in the UK, Yoredale is a fabric steeped in heritage. A highly textured textile with undulations reflective of its Yorkshire roots, its fascinating bouclé style yarn includes a contrasting black binder, creating subtle details within the weave that brings added depth to its saturated tones. Woven from British wool, Yoredale is truly timeless, blending its rich history with a

contemporary appeal.

MAINTENANCE

Vacuum regularly. If it is necessary to remove the stain from the fabric, proceed wipe with a damp cloth using neutral soap and water or use proprietary upholstery shampoo. For deeper cleaning use steam or professionally dry clean. Always test your chosen cleaning method on a hidden corner of the product to check the color fastness.

Materials Certifications

Pelle fiore

COMPOSITION: 100% pelle

FIRE RESISTANCE:

CAL TB-117 (2013, Sec. 1)

BS 5852:1979

BS EN 1021-1-2:2006

La pelle Fiore è un prodotto naturale e per questo potrebbe presentare segni come rughe, venature, cicatrici e spinature che indicano l'origine animale del rivestimento. Questi segni, insieme a leggerissime differenze nel colore, sono elementi distintivi che ne esaltano la bellezza e la contraddistinguono dalla finta pelle o da altri prodotti artificiali. Pelle Fiore è una pelle bovina da animali di origine europea, lavorata con tintura passante all'acqua con resine e pigmenti. La pelle Fiore ha il dono di migliorare con il tempo e con l'usura, sia in morbidezza che in lucentezza.

PULIZIA E MANUTENZIONE

Spolverare regolarmente il prodotto in pelle con un panno morbido e asciutto. In caso di macchie si consiglia di strofinare la zona interessata con un panno inumidito d'acqua morbido e pulito oppure di usare una soluzione leggera di acqua e sapone neutro, da applicare delicatamente con un panno bagnato. Muovere il panno in senso circolare partendo dai bordi della macchia verso il centro.

Risciacquare a fondo con un panno inumidito d'acqua. Asciugare immediatamente dopo il trattamento.

Evitare la luce diretta del sole e l'esposizione a fonti di calore.

Testare sempre il metodo di pulizia scelto su un angolo nascosto del prodotto per verificare la resistenza del colore.

Questi consigli sono raccomandazioni di pulizia e non garantiscono una completa rimozione delle macchie. In caso di macchie di grandi dimensioni, consigliamo di contattare un operatore specializzato nella pulizia di prodotti tappezzati.

I campioni colore sono da considerarsi indicativi per ciascun prodotto. Leggere differenze di colore tra una partita e l'altra sono da considerarsi normali.

Materials Certifications

Pelle Vintage

RESISTENZA AL FUOCO:

BS 5852 : 1979

BS EN 1021-1-2 : 2006

Pelle Vintage è un prodotto naturale e per questo potrebbe presentare segni come rughe, venature, cicatrici e spinature che indicano l'origine animale del rivestimento. Questi segni, insieme a leggerissime differenze nel colore, sono elementi distintivi che ne esaltano la bellezza e la contraddistinguono dalla finta pelle o da altri prodotti artificiali. Pelle Vintage è una pelle bovina da animali di origine europea ad effetto invecchiato. Quest'articolo di alta qualità è ottenuto partendo da una pelle Nabuck, che viene leggermente ugualizzata con aniline, e abrasivata a mano per dare un effetto invecchiato. La mano è molto calda

PULIZIA E MANUTENZIONE

Spolverare regolarmente il prodotto in pelle con un panno morbido e asciutto. In caso di macchie si consiglia di strofinare la zona interessata con un panno inumidito d'acqua morbido e pulito oppure di usare una soluzione leggera di acqua e sapone neutro, da applicare delicatamente con un panno bagnato. Muovere il panno in senso circolare partendo dai bordi della macchia verso il centro.

Risciacquare a fondo con un panno inumidito d'acqua. Asciugare immediatamente dopo il trattamento.

Evitare la luce diretta del sole e l'esposizione a fonti di calore.
Testare sempre il metodo di pulizia scelto su un angolo nascosto del prodotto per verificare la resistenza del colore.
Questi consigli sono raccomandazioni di pulizia e non garantiscono una completa rimozione delle macchie. In caso di macchie di grandi dimensioni, consigliamo di contattare un operatore specializzato nella pulizia di prodotti tappezzati.

I campioni colore sono da considerarsi indicativi per ciascun prodotto. Leggere differenze di colore tra una partita e l'altra sono da considerarsi normali.

Materials Certifications

Similpelle Secret

COMPOSIZIONE: 76% PVC - 2% PU 22% PES
MARTINDALE: 60'000 cicli

RESISTENZA AL FUOCO - FIRE RESISTANCE
UNI 9175 classe 1IM
EN 1021-1
EN 1021-2
BS 5852-1 cigarette test
BS 5852-1 match test
TB 117:2013

Secret è il rivestimento spalmato ignifugo di Flukso® dalla mano morbida, simile a quella della vera pelle. Secret è stato progettato per realizzare morbidi imbottiti da interno. La sua retro-struttura elastica in poliestere gli permette di adattarsi alle nuove geometrie del mobile imbottito con maggiori garanzie di resistenza e durata nel tempo.

PULIZIA E MANUTENZIONE

Una pulizia regolare è importante per prolungare la durata del rivestimento e mantenerne inalterato l'aspetto. Polvere e sporcizia possono usurare il rivestimento e danneggiare la protezione ignifuga.

PULIZIA REGOLARE: aspirare con frequenza ad una potenza pari alla metà del dispositivo in uso, scegliendo un beccuccio liscio, senza spazzolare.

RIMOZIONE MACCHIE: in caso di macchie lievi pulire tempestivamente la superficie. Rimuovere i liquidi in eccesso o le parti dure dello sporco con un panno pulito, poi procedere sul residuo della macchia con un panno umido o con una soluzione di detergente neutro. Smacchiare partendo dal bordo della macchia muovendosi verso il centro di essa. Risciacquare poi con acqua. Lasciare asciugare evitando l'esposizione diretta alla luce del sole.

Per le macchie localizzate e più ostinate, sciogliere tempestivamente la macchia con alcol etilico incolore diluito in acqua al 20%, tamponare e trattare successivamente con una soluzione di detergente neutro e risciacquare bene. Non usare candeggina.

Questi consigli sono raccomandazioni di pulizia e non garantiscono una completa rimozione delle macchie. In caso di macchie di grandi dimensioni, consigliamo di contattare un operatore specializzato nella pulizia di prodotti tappezzati. Raccomandiamo di non esporre per un tempo prolungato gli articoli rivestiti in tinte chiare al contatto o allo sfregamento con capi di abbigliamento trattati con coloranti dalla scarsa solidità di tintura, in quanto i pigmenti di colore potrebbero penetrare nella superficie della similpelle senza poter più essere rimossi.

Consigliamo di testare sempre il metodo di pulizia su una parte nascosta dell'articolo per verificare la resistenza del colore.

I campioni colore sono da considerarsi indicativi per ciascun prodotto. Leggere differenze di colore tra una partita e l'altra sono da considerarsi normali.

Materials Certifications

Similpelle Vintage

COMPOSIZIONE: 80% PVC; 2% PU; 18% PES
MARTINDALE: 50.000 cicli

RESISTENZA AL FUOCO:

UNI 9175 classe 1IM
EN 1021-1
EN 1021-2
BS 5852-1 cigarette test
BS 5852-1 match test

Vintage è la similpelle di Flukso®, tessuto spalmato ignifugo dalle eleganti colorazioni nuvolate. La superficie della similpelle è caratterizzata da una texture che la rende molto simile alla pelle naturale al tatto. Questa similpelle Vintage è ideale per rivestire prodotti imbottiti, garantendone la durata nel tempo in quanto presenta una speciale armatura tessile leggermente elastica che lo rende adattabile e versatile.

PULIZIA E MANUTENZIONE

Una pulizia regolare è importante per prolungare la durata del rivestimento e mantenerne inalterato l'aspetto. Polvere e sporcizia possono usurare il rivestimento e danneggiare la protezione ignifuga.

PULIZIA REGOLARE: aspirare con frequenza ad una potenza pari alla metà del dispositivo in uso, scegliendo un beccuccio liscio, senza spazzolare.

RIMOZIONE MACCHIE: In caso di macchie lievi pulire tempestivamente la superficie. Rimuovere i liquidi in eccesso o le parti dure dello sporco con un panno pulito, poi procedere sul residuo della macchia con un panno umido o con una soluzione di detergente neutro. Smacchiare partendo dal bordo della macchia muovendosi verso il centro di essa. Risciacquare poi con acqua. Lasciare asciugare evitando l'esposizione diretta alla luce del sole. Per le macchie localizzate e più ostinate, sciogliere tempestivamente la macchia con alcol etilico incolore diluito in acqua al 20%, tamponare e trattare successivamente con una soluzione di detergente neutro e risciacquare bene. Non usare candeggina e prodotti a base di cloro.

Questi consigli sono raccomandazioni di pulizia e non garantiscono una completa rimozione delle macchie. In caso di macchie di grandi dimensioni, consigliamo di contattare un operatore specializzato nella pulizia di prodotti tappezzati.

Raccomandiamo di non esporre per un tempo prolungato gli articoli rivestiti in tinte chiare al contatto o allo sfregamento con capi di abbigliamento trattati con coloranti dalla scarsa solidità di tintura, in quanto i pigmenti di colore potrebbero penetrare nella superficie della similpelle senza poter più essere rimossi. Consigliamo di testare sempre il metodo di pulizia su una parte nascosta dell'articolo per verificare la resistenza del colore.

I campioni colore sono da considerarsi indicativi per ciascun prodotto. Leggere differenze di colore tra una partita e l'altra sono da considerarsi normali.