

NOVA Wood, NOVA, LIGHT, JAZZ

high tables

JAZZ design by Christina Strand and Niels Hvass | Denmark

TECHNICAL INFORMATION



NOVA Wood

Tabletop

- 25 mm MFC (melamine) with 2 mm ABS edging;
- 26 mm MDF covered in HPL with sloping painted edges;
- Sloping painted edges: white or black colour;
- The corners of sloping desktop are rounded: R100 mm;
- 10 mm gap between the legs and the desktop.

Frame

- Metal tube - 40x20 mm;
- With welded metal plates for leg fixing;
- Powder coated metal.

Central junction

- Dimensions - 60x48 mm;
- Lacquered and stained natural ash solid wood;
- Glued wood construction.

Legs

- Lacquered and stained natural ash solid wood;
- Glued wood construction;
- With metal inserts for fixing;
- Plastic feet with height levelling (+10 mm).



NOVA

Tabletop

- 25 mm MFC (melamine) with 2 mm ABS edging.

Frame

- Metal tube - 40x20 mm;
- With welded metal plates for leg fixing;
- Powder coated metal, colour matches the legs.

Central junction

- Metal tube - 35x35 mm;
- With welded metal plates for bolt fixing;
- Powder coated metal, colour matches the legs.

Legs

- Welded metal tubes - 40x40 mm;
- Powder coated metal;
- Plastic feet with height levelling (+10 mm).



LIGHT

Tabletop

- 25 mm MFC (melamine) with 2 mm ABS edging.

Central junction

- Metal tube – 35x2 mm;
- Side fixing plates – 86 mm;
- Powder coated metal.

Legs and stability junction

- 25 mm MFC (melamine) with 2 mm ABS edging;
- Plastic feet with height levelling (+10 mm).



JAZZ

Tabletop

- 25 mm MFC (melamine) with 2 mm ABS edging;
- White colour;
- 8 mm gap between frame and desktop tabletop.

Metal beam under the tabletop

- Metal tube – 40x20 mm;
- With welded metal plates for leg fixing;
- Powder coated metal, colour matches the legs.

Legs

- Metal tube – 70x20 mm;
- Powder coated metal;
- Levelling feet covers made of black lacquered MDF (+10 mm).

MATERIALS

NOVA Wood

- Melamine: M1 (white), M1D2 (white with amber oak edges); N (grey);
- HPL: M1B02 (white with white painted edges), M1B01 (white with black painted edges), L6B01 (black with black painted edges);
- Metal: E (white), A (black), M (metallic), T1 (dark grey);
- Solid wood: W2 (ash stained light grey).

NOVA

- Melamine: P (birch), T (beech), D1 (whitened oak), D2 (amber oak), U (walnut), M1 (white), N (grey), M1D2 (white with amber oak edges);
- Metal: E (white), M (metallic), T1 (dark grey), A (black).

LIGHT, JAZZ



- Melamine: P (birch), T (beech), D1 (whitened oak), D2 (amber oak), U (walnut), M1 (white), N (grey);
- Metal: E (white), M (metallic), T1 (dark grey), A (black).

GUARANTEE


- 5 years

RANGE


NOVA Wood




NOVA



LIGHT




JAZZ



ORDERING EXAMPLE

Code structure



L6

B01

W2


CNM167	-	L6	B01	A	W2
--------	---	----	-----	---	----

Product

HPL with painted edge

Metal (frame)

Solid wood (legs)



M1

A

CGM180	-	M1	A
--------	---	----	---

Product

Melamine

Metal