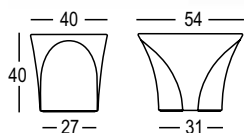


ENTA

DESIGN
SETSU & SHINOBU ITO
2008



Material: Polietilene / *Polyethylene*

Gross Weight: Kg 5,9

Use: **INDOOR** / **OUTDOOR**

Accessories:

Art. A4461






Sistema di fissaggio a terra

Coffee table realizzato in polietilene, leggero e facile da spostare. Disponibile in svariati colori.

Coffee table made of polyethylene, light and easy to move. Available in many colors.

COLORI BASE / BASIC COLOURS

Art. 6241 | **ENTA**

- C2**  Bianco C2
White C2
- L4**  Rosmarino
Rosemary
- 74**  Fucsia
Fuchsia
- 86**  Verde acido
Acid green
- 87**  Nero perla
Pearl black

LACCATI / LACQUERED

Art. 6541 | **ENTA**

- D7**  Rosso oriente
Orient red
- 03**  Bianco
White
- 07**  Nero
Black

METALLIZZATI / METALLIZED

Art. 6841 | **ENTA**

- E8**  Caffè
Coffee