

## Price list 2023.03





# Contents

Information	Page
Covering materials	7 - 8
Surfaces	9
Veneer grain/design grain	10
Page construction / design code	11
Information on measuring methodology, glides, castors, spare parts	304
Sales and delivery conditions / guarantee terms	305

## Office seating



### se:motion

12 - 16

Swivel chair, accessories



### se:motion net

17 - 20

Swivel chair, conference chair



### se:air

21 - 23

Swivel chair



### netwin

24 - 28

Swivel chair, visitor chairs, conference chairs



### quarterback

29 - 35

Swivel chair, visitor chairs, conference chairs



### se:flex

36 - 43

Swivel chairs, visitor chairs, conference chairs



### se:kit

44 - 56

Swivel chairs, conference chairs



### black dot air

57 - 60

Swivel chair



### black dot net

61 - 66

Swivel chair, visitor chairs, conference chairs



### black dot

67 - 73

Swivel chairs, visitor chairs, conference chairs

# Contents

## Office seating

Page



### **black dot 24**

74 - 77

Swivel chair



### **black dot+**

78 - 81

Swivel chair



### **black dot+ ID**

82 - 86

Swivel chairs



### **early bird**

87 - 90

Swivel chairs



### **open mind**

91 - 94

Swivel chair, cantilever



### **open up**

95 - 101

Swivel chairs, swivel partner chair, cantilever



### **open up modern classic**

102 - 105

Swivel chair, cantilever



### **crossline**

106 - 110

Swivel chairs, swivel partner chair



### **crossline prime**

111 - 117

Swivel chairs, swivel partner chair, visitor chair, conference chair



### **se:line**

118 - 121

Management and conference swivel chair



### **mr. 24**














122 - 125

Swivel chair

# Contents

## Communication furniture

Page

	<b>se:note</b>	126 - 128
	Micro Workstation	
	<b>se:mood</b>	129 - 131
	Four-leg version	
	<b>se:do</b>	132 - 134
	Visitor chair, conference chair	
	<b>se:joy</b>	135 - 138
	Easy office/conference swivel chair	
	<b>turn around</b>	139 - 141
	High desk chair, swivel chair	
	<b>se:fit</b>	142 - 144
	Stool and standing seat	
	<b>se:lab hopper</b>	145 - 147
	Stool and standing seat	
	<b>TAKEoSEAT</b>	148 - 150
	Folding stool	
	<b>flip flap</b>	151 - 153
	Communication chair	
	<b>meet chair</b>	154 - 157
	Visitor chairs, swivel chairs, accessories	
	<b>se:spot</b>	158 - 161
	Four-leg versions	
	<b>se:spot stool</b>	162 - 167
	Bar stools	
	<b>on spot cosy</b>	168 - 177
	Skid chair, four-leg version, swivel chairs	

# Contents

## Communication furniture

Page



### on spot

178 - 184

Four-leg versions, swivel chairs



### sweetspot

185 - 189

Lounge chair, lounge table, low table, side table



### se:lounge

190 - 194

Lounge chair, ottoman



### meet table

195 - 199

Bistro tables, standing tables, connecting tops



### se:lab sofa

200 - 202

Mobile sofa



### se:works

203 - 237

Lounge furniture



### sopha

238 - 248

Lounge furniture



### brainstorm

249 - 259

Stackable tables, personal desk, beamer desk, single tables, lectern, pinwall, coat stand, accessories



### mastermind

260 - 283

Single tables, conference table system, accessories



### mastermind flow

284 - 290

Modular system, high desk



### mastermind fold

291 - 294

Conference table foldable



### mastermind high desk

295 - 300

High desk



### viswall

301 - 303

Screen element

# Covering materials

	Atlantic [9]	Era [9]	Nova [9]	Phoenix [9]	AIR KNIT [4]	Connect [4]	Cura [4]	Fame [4]	Pure [4]	Step [4]	Imitation Leather [4]	Milano [2]	Remix [2]	SILVERTEX® [2]	Tempt [2]	Breeze Fusion [1]	Morph* [1]	Steelcut Trio 3* [1]	Leather [0]
<b>Office seating</b>																			
black dot / net / air	■	■	■	■		■	■	■	■	■	■		■		■		■	■	■
black dot 24				■					■										■
black dot+	■	■	■	■		■	■		■	■		■							■
black dot+ ID		■	■	■		■	■		■	■		■							■
crossline / prime	■	■	■	■		■	■	■		■	■	■				■			■
early bird	■	■	■	■		■	■		■	■		■							■
mr. 24				■					■										■
netwin	■	■	■	■		■	■	■	■	■	■	■		■		■	■		■
open mind	■	■	■	■		■	■	■		■	■	■		■	■				■
open up	■	■	■	■		■	■	■		■	■	■		■	■				■
open up modern classic																			■
quarterback	■	■	■	■		■	■	■		■	■	■		■	■		■	■	■
se:flex	■	■	■	■		■	■	■		■	■	■		■	■		■	■	■
se:kit	■	■	■	■		■	■	■		■	■	■	■	■	■		■	■	■
se:line						■	■	■		■		■					■	■	■
se:motion	■	■	■	■	■	■	■	■		■		■	■				■	■	
se:motion net	■	■	■	■		■	■	■		■		■		■			■	■	■
<b>Communication furniture</b>																			
flip flap	■	■	■	■		■	■	■		■	■	■		■	■		■	■	■
on spot	■	■	■	■		■	■	■		■		■	■	■		■	■	■	■
on spot cosy	■	■	■	■		■	■	■		■	■	■		■	■		■	■	■
se:do	■	■	■	■		■	■	■	■	■		■		■	■		■	■	
se:lab hopper	■	■	■	■		■	■	■		■	■	■		■	■		■	■	■
se:lab sofa		■	■	■		■	■	■		■		■	■	■		■	■	■	
se:lounge	■	■	■	■		■	■	■	■	■	■	■		■	■		■	■	■
se:spot / stool	■	■	■	■		■	■	■		■									
se:works		■	■	■		■	■			■	■	■		■		■	■	■	■
sopha		■	■	■		■	■			■	■	■		■		■	■	■	■
sweetspot		■				■	■	■		■	■	■		■		■	■	■	■
turn around	■	■	■	■		■	■	■		■	■			■			■	■	■
viswall	■	■				■	■	■											

\* Morph and Steelcut Trio 3 are part of the Sedus Elegance Line. This exclusive product portfolio is distinguished on the one hand by its particularly high quality and on the other by its positioning to reflect current trends.

In order to present current trends, this collection can be adapted at short notice. Due to the exclusivity and topicality of the fabrics, the delivery time for fabrics in the Elegance Line may be extended. Please note that no subsequent delivery obligations can be given for the fabric qualities and colors in the Elegance Line.

# Covering materials

## Price groups of the covering materials

	Martindale test [DIN EN ISO 12947-2 and EN ISO 5470-2]
<b>Price group 9</b>	
<b>Atlantic</b> , 100% polyester, 530 g/lin.m	110.000
<b>Era</b> , 100% polyester, 448 g/lin.m	100.000
<b>Nova</b> , 100% polyester, 560 g/lin.m	50.000
<b>Phoenix</b> , 100% polyester, 399 g/lin.m	100.000
<b>Price group 4</b>	
<b>Cura</b> , 98% recycled polyester, 2% polyester, 420 g/lin.m	100.000
<b>Connect</b> , 48 % New Zealand wool, 41% recycled polyester, 9% polyamide, 2% polyester, 370 g/lin.m	90.000
<b>Fame</b> , 95% natural wool, 5% polyamide, 630 g/lin.m	200.000
<b>Pure</b> , 100% recycled polyamide, 305 g/lin.m	500.000
<b>Step</b> , 100% polyester (Trevira CS), 470 g/lin.m	100.000
<b>Imitation Leather</b> , 84% top layer (80% natural and renewable, 20% petroleum-based raw materials), 16% substrate: organic cotton, 1.015 g/lin.m	150.000
<b>se:motion AIR KNIT</b> , 65% polyamide hybrid, 30% volume fibre, 5% lycra	50.000
<b>Price group 2</b>	
<b>Milano</b> , 100% polyester (Trevira CS), 525 g/lin.m	80.000
<b>Remix</b> , 90% natural wool, 10% nylon, 415 g/lin.m	100.000
<b>Tempt</b> , 100% polyester (Trevira CS), 504 g/lin.m	90.000
<b>se:motion SILVERTEX®</b> , topcoat 100% vinyl, backing 100% polyester Hi-Loft <sup>2</sup> ™, 685 g/m²	300.000
<b>Price group 1</b>	
<b>Breeze Fusion</b> , 88% New Zealand wool, 12% polyamide, 590 g/lin.m	100.000
<b>Morph</b> , 85% New Zealand wool, 15% polyamide, 475 g/lm	200.000
<b>Steelcut Trio 3</b> , 90% new wool, 10% nylon, 770 g/lm	100.000
<b>Price group 0</b>	
<b>Leather</b> is a natural product. Natural features such as insect bites, small deformities and colour shading give the material its distinctive character. The leather's authentic character is thus not grounds for complaint.	
<b>Membrane</b>	
<b>black dot air</b> , 100% polyester, 1,490 g/m²	50.000
<b>black dot net / black dot 24</b> , 100% polyester, 620 g/m²	50.000
<b>netwin</b> , 100% polyester, 640 g/m²	50.000
<b>open mind / open up</b> , 100% polyester (Trevira CS), 405 g/lin.m	70.000
<b>quarterback</b> , 77% polyester, 23% recycled polyester, 510 g/lin.m	100.000
<b>se:air</b> , 100 % polyester, seat 400 g/m², backrest 350 g/m²	50.000
<b>se:do</b> , 100% polyester, 400 g/m²	50.000
<b>se:fit</b> , 80% polyester, 20% recycled polyester, 510 g/lin.m	70.000
<b>se:flex</b> , 100% polyester, 400 g/m²	50.000
<b>se:joy</b> , 99% polyester, 1% spandex fiber, 400 g/m²	50.000
<b>se:kit</b> , 100% polyester, 660 g/m²	50.000
<b>se:motion net</b> , 100% polyester, 520 g/m²	50.000
<b>Code 7001</b>	
The model price group for code 7001 (alternative backrest upholstery) is always derived from highest price group (except quarterback, black dot 24, open mind, open up).	
<b>Code 6004</b>	
Fire code 6004 includes EN1021 part 1&2, BS 5852 Part 1 0,1; CA TB 117-2013 and BS 5852 crib 5 and applies only to upholstery	



# Surfaces

		brainstorm	mastermind flow, fold, high desk	mastermind with shaped edges	meet table	meet table over easy	sopha diner	sweetspot	se:works diner	se:works storage surface	se:works tables
<b>Melamine</b>											
K14	pure white	■	■	■			■	■			
K58	arctic white	■	■	■			■	■	■		■
K70	graphite black	■	■	■			■	■	■	■	■
K74	natural white	■	■	■			■	■	■		■
K77	light grey	■	■	■			■	■	■		■
K78	pebble grey	■	■	■			■	■	■		■
K79	stone grey	■	■	■			■	■	■		■
K80	ash light	■	■	■			■	■	■		■
K81	oak light	■	■	■			■	■	■		■
K82	oak natural	■	■	■			■	■	■		■
K83	oak cognac	■	■	■			■	■	■		■
K84	walnut natural	■	■	■			■	■	■		■
K94	clear white	■	■	■			■	■	■	■	■
<b>Melamine likewood</b>											
N10	oak	■	■ <sup>1</sup>	■			■	■			■
N11	oak lime washed	■	■	■			■	■			■
<b>Compact laminate</b>											
T14	pure white			■	■			■ <sup>3</sup>			■
T17	black										■ <sup>2</sup>
T77	anthracite				■						
<b>HPL II</b>											
J10	soft touch white		■ <sup>4</sup>	■			■	■			■
J11	soft touch black		■ <sup>4</sup>	■			■	■			■
J12	soft touch sand		■ <sup>4</sup>	■			■	■			■
<b>Veneer I</b>											
B26	beech natural	■	■	■	■		■	■	■	■	■
B33 - B64	coloured beech stains	■	■	■	■		■	■	■	■	■
Q10	hickory natural	■	■	■	■		■	■	■	■	■
<b>Veneer II</b>											
C11	oak natural	■	■	■	■		■	■	■	■	■
C17	oak wenge varnish	■	■	■	■		■	■	■	■	■
C19	rustic beam oak light	■	■	■	■		■	■	■	■	■
D14	walnut smooth	■	■	■	■		■	■	■	■	■
D16	walnut rustic	■	■	■	■		■	■	■	■	■
E10	ash white	■	■	■	■		■	■	■	■	■
E41	ash natural	■	■	■	■		■	■	■	■	■
E45	ash black	■	■	■	■		■	■	■	■	■
E33 - E64	coloured ash stains	■	■	■	■		■	■	■	■	■
H11	maple natural	■	■		■		■	■	■	■	■
H12	heartwood maple natural	■	■		■		■	■	■	■	■
U10	elm natural	■	■	■	■		■	■	■	■	■
<b>Veneer III</b>											
C20	rustic beam oak dark	■	■	■	■		■	■	■	■	■
D11	walnut dark	■	■	■	■		■	■	■	■	■
D15	walnut wild	■	■	■	■		■	■	■	■	■
<b>Linoleum</b>											
L20	black		■	■			■		■	■	
L22	sand		■	■			■		■	■	

<sup>1</sup> not possible with mastermind flow

<sup>2</sup> applies to se:works assistant

<sup>3</sup> sweetspot side table only possible in T14

<sup>4</sup> not possible with mastermind flow, on request with mastermind modules

# Veneer grain/design grain

**brainstorm** Tables / personal desk / beamer desk / lectern

Veneer



Design



**se:works** lounge table

Veneer



Design



**meet table** Bistro table / standing tables and **sweetspot** lounge table / low table / side table

Veneer



Design



Veneer



Design



**mastermind**

Veneer



Design



Veneer



Design



Veneer



Design



Veneer



Design



Veneer



Design



Veneer



Design



**mastermind fold**

Veneer



Design



**mastermind high desk**

Veneer



Design



**mastermind flow** Modular system

Veneer



**mastermind flow** high desk

Veneer



# Page construction / design code

## The page construction for Sedus seating furniture

In order to differentiate between the various product families, we always start with an **overview**:

- first you will find a characteristic short description,
- in the centre a model from the product family is shown,
- next to it the products of the family with the respective starting prices.

### The price list page with all options and prices :

- The prices given in the list for complete models or additional features are recommended individual retail prices in Euro without VAT. The price for additional features applies only in conjunction with an order for a basic model. The price of spare parts are model-specific and can be obtained by contacting Sedus: [sedus.at@sedus.at](mailto:sedus.at@sedus.at).
- The page construction for seating furniture is the same for all series. On the left side the basic versions are shown; aside that are the prices for the basic model in the various price groups (for detailed information of cover materials and price groups see page “Covering materials”).
- Under that is a two-column table with all the product features.
- The chart from left to right: description of the features; to the right of that ■ = series (without surcharge), □ = optional; then after that the four-figure code for the various features. The code for the material/colour index that follows a hyphen always consists of 3 figures. At \*\* enter the desired colour from the fabrics and leather collection or colour/stain card. The price is on the far right.
- After the product pages you will find all the features clearly arranged by category.
- What does “the black square” mean? The basic model is always a complete chair; all that is required is the chosen of cover fabric. So **bd-100** is a complete chair with the series features of Similar mechanism, Sedo-Lift mechanism III, leg in black aluminium and height-adjustable plastic armrests. All you have to do now is to enter your choice of cover fabric.

### A sample order – you would like to order the following:

- Sedus black dot with a medium high backrest
- Similar mechanism with tension control
- Sedo-lift mechanism III
- black aluminium base
- design colour / black plastic parts
- height-adjustable plastic armrests
- cover 91W

then code **bd-102/91W** is all that needs to be entered. **bd-102** stands for black dot swivel chair with a medium high backrest; **91W** is the cover fabric.

### Another example – you would like to order the following design:

- Sedus black dot with a medium high backrest
- Similar mechanism with tension control and forward tilt 4°
- seat height adjustment by means of a gaslift:
- polished aluminium base
- design colour / black plastic parts
- 4D armrests with soft-touch covers
- cover 91W

then enter the code **bd-102/1105/1503/2203-110/3414/91W**.

**bd-102** is the black dot swivel chair with a high backrest, **1105** the similar mechanism with tension control and forward tilt 4°, **1503** the gaslift, **2203-110** the polished aluminium base, **3414** the 4D armrests with soft-touch covers, **91W** the cover fabric.

Calculate the end price by adding the various surcharges to, or making the deductions from, the basic price in the corresponding price group.

## The page construction for Sedus communication furniture

The page construction for communication furniture is the same as that for office seating furniture. Here too, there are overviews, basic designs and options, arranged in order of groups of features.

### An example: The code for the design mastermind conference table

- Sedus mastermind single table boat shape, table top 2600 x 1050/1200 mm (= **mm-3000/1642**)
- table top oak wenge varnish (= **C17**)
- frame – table legs, steel, white aluminium (= **7901-119**) is **mm-3000/1642/C17/7901-119**

### If you would rather order the following:

- Sedus mastermind single table boat shape with shaped edges, table top 2600 x 1050/1200 mm (= **mm-6000/1642**)
- table top oak wenge varnish (= **C17**)
- frame – table legs, steel, chromed (= **7901-236**)
- shaped edge with chamfer, black (= **6045**)
- cable tray (= **KA**)
- position of the table top cut-out centred (= **6122**)
- table top cut-out for built-in socket module Top Frame 4x, anodised (= **110**) then enter the code **mm-6000/1642/C17/7901-236/6045/KA/6122/110**.

If you would like to know more or have any questions, please feel free to email us at [sedus.at@sedus.at](mailto:sedus.at@sedus.at).

## FAQs - Sedus price list

### What price group is used if the customer supplies the cover fabric?

If the customer provides the cover fabric, price group 9 is to be used.

If the customer provides leather, price group 2 is to be used.

### Where can I find out more about the fabric and leather requirements if they are provided by the customer? In the PartnerNET.

**Where do I find information on freight costs?** For information on freight costs please have a look at our sales and delivery conditions.

**Where can I find the positions for the media box cut-outs?** For all table systems you can find suggestions for positioning the built-in socket modules in the table systems. You can select these positions using the code on the corresponding product page. If you wish to choose the position freely, then please provide the dimensions on a hand-drawn sketch.

**Can tables also be supplied in special sizes?** We can produce items in a wide range of special sizes. Please discuss this matter with your sales contact person.

### How can you tell the price group from the fabric/leather number?

The first digit denotes the price group. Cover 91W belongs to price group 9.

se:motion catches the eye with its unique and pared-down structure. The chair moves with the natural motion of the user and offers comfort and simplicity of use.



Swivel chair from 371,-



Swivel chair with a counter design from 593,-



# Sedus se:motion

## ► Swivel chair



em-101

415,-

### Upholstery

Seat and backrest without upholstery, plastic	■	7101	
Seat and backrest upholstered (Pricing: sum of individual prices from codes 7102 and 7105)	□	7103	
Seat upholstered, backrest in plastic	□	7102-9**	79,-
Seat upholstered, backrest in plastic	□	7102-4**	92,-
Seat upholstered, backrest in plastic	□	7102-2**	106,-
Seat upholstered, backrest in plastic	□	7102-1**	132,-
Seat in plastic, backrest upholstered	□	7105-9**	70,-
Seat in plastic, backrest upholstered	□	7105-4**	86,-
Seat in plastic, backrest upholstered	□	7105-2**	110,-
Seat in plastic, backrest upholstered	□	7105-1**	141,-

### Model colour / plastic parts

black	■	103	
light grey	□	147	37,-

### Lumbar support

No lumbar support	■	1800	
Height-adjustable lumbar support	□	1801	20,-

### Armrests

Fixed armrests made of plastic	■	3110	
Height-adjustable plastic armrests	□	3611	28,-
Without armrests	□	3000	./ 44,-

### Mechanism

Kinetic-Swing mechanism	■	1113	
-------------------------	---	------	--

### Seat height-adjustment

Gaslift	■	1503	
Gaslift for counter design with footring (possible in combination with aluminium base)	□	1513	222,-

### Base

Plastic base – the model colour determines the foot colour	■	2401	
--	---	------	--

### Castors / Glides

Hard castors for soft flooring	■	2700	
Soft castors for hard flooring	□	2701	
Constantly braked castors (in combination with counter design, always with protection for castor)	□	2704	

### Miscellaneous

Fire protection version seat upholstery – possible in combination with cover fabrics Step or Fame	□	6004	10,-
Fire protection version backrest upholstery – possible in combination with cover fabrics Step or Fame	□	6004	10,-
Without transportation protection for castors	□	6226	

Padding for se:motion can be purchased at the beginning or at a later date. This allows se:motion's design to be easily changed and customised in the future.

The upholstery is available in the collections:

Price group 9 - Atlantic, Era, Nova, Phoenix

Price group 4 - Connect, Cura, Fame, Step

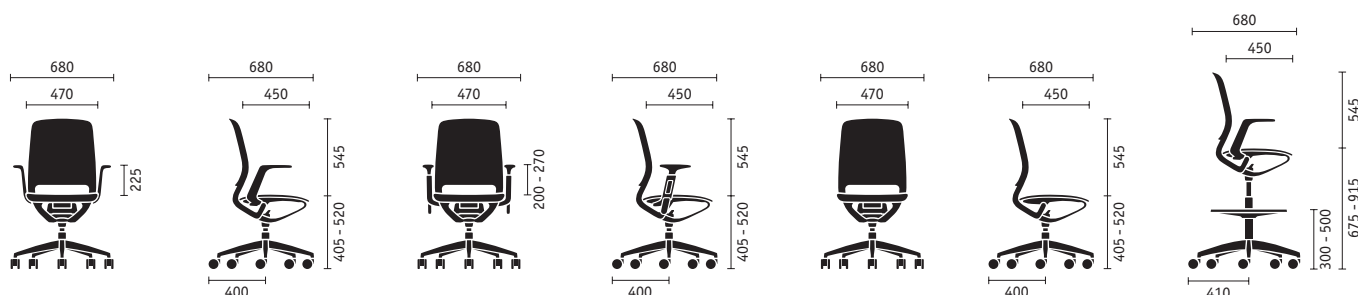
Price group 4 - 3D knitted fabric AIR KNIT in the colours anthracite [4AF], grey [4AG], petrol [4AH], grey blue [4AI], orange [4AJ] and yellow [4AK]

Price group 2 - Remix, SILVERTEX® in the colours light grey [2SA] and graphite [2SB]

Price group 1 - Morph, Steelcut Trio 3




Please note the information about the fabrics Morph and Steelcut Trio 3 of the Elegance Line on the page 'Covering materials'.

Note: The back of the changeable backrest upholstery is always a basalt grey knitted fabric. Only with AIR KNIT is the same colour as the front of the upholstery.



# Sedus se: motion

► Accessories

		9	4	2	1
		Atlantic Era Nova Phoenix	AIR KNIT Connect Cura Fame Step	Remix SILVERTEX®	Morph Steelcut Trio 3
	em-001/6940 Seat upholstery	99,-	115,-	133,-	165,-
	em-001/6941 Backrest upholstery	87,-	107,-	137,-	176,-
	em-001/6950 Height-adjustable lumbar support	20,-			

Miscellaneous

Fire protection version – possible in combination with cover fabrics Step or Fame	□ 6004	10,-
---	--------	------

AIR KNIT 3D knitted fabric available in 6 colours:  
anthracite (4AF), grey (4AG), petrol (4AH), grey blue (4AI), orange (4AJ) and yellow (4AK)



SILVERTEX® available in two colours:  
light grey (2SA) and graphite (2SB)

Please note the information about the fabrics Morph and Steelcut Trio 3 of the Elegance Line on the page ‚Covering materials‘.

Note: The back of the changeable backrest upholstery is always a basalt grey knitted fabric. Only with AIR KNIT is the same colour as the front of the upholstery.

# Sedus se:motion specification

## ► Swivel chair

<b>Sales argumentation</b>	<ul style="list-style-type: none"> <li>– Office chair with unique pared-down structure. The chair moves with the natural motion of the user and offers comfort and simplicity of use.</li> <li>– The design encourages a rethinking and questioning of conventions and promotes interaction between staff</li> <li>– The motion sequence is based on an innovative kinematics concept without mechanical linkage</li> <li>– Excellent seat ergonomics without complicated adjustment. Support pressure of the backrest automatically adjusts to the user (weight).</li> <li>– Subsequently reconfigurable and replaceable seat cushion offers future-proof adaptability: [1] Post-purchase adaptability [2] Convenience in the buying process: cushions can be purchased later on [3] Customisation possibilities courtesy of varied and variable colour choices [4] Cost savings on maintenance if chairs get dirty, staff change, etc. [5] Hygienic due to easy cleaning of replaceable cushions</li> </ul>
<b>Perfect suitability</b>	<ul style="list-style-type: none"> <li>– Innovative working models such as teamwork, pairing (shared desks), project workplaces, discussions, conferences, meetings, focussed individual work at the office, shared, touchdown or home workstation</li> </ul>
<b>Basic model</b>	<ul style="list-style-type: none"> <li>– Basic model version without seat or backrest cushion, with armrests, plastic stand with hard castors for soft floors</li> <li>– Model colour black (RAL 9011), seat squab, armrest pads and height adjuster in basalt grey (RAL 7012)</li> <li>– Seat and backrest cushion can be individually configured and are replaceable</li> <li>– Classified as office swivel chair type B to DIN EN 1335-1:2020</li> <li>– Light overall weight of 9 kg (excluding cushions and armrests)/11,6 kg (including seat &amp; backrest cushion and armrests) enables easy mobility between workstations</li> </ul>
<b>Backrest</b>	<ul style="list-style-type: none"> <li>– Backrest made of PP with semi-transparent perforated structure ensures breathable and pleasant back support</li> <li>– Perfect lumbar curve integrated in backrest support helps support the spine in the lumbar region. Height-adjustable lumbar support can be optionally connected.</li> </ul>
<b>Armrests</b>	<ul style="list-style-type: none"> <li>– Ergonomically shaped plastic armrests (3110) in the colour of the model, armrest pads always come in basalt grey, clear width 530 mm</li> <li>– Optionally available height-adjustable plastic armrests (3611) in the colour of the model, armrest pads always come in basalt grey, height adjustment 70 mm (200 - 270 mm), clear width 470 mm or without armrests</li> </ul> <div>  <p>Fixed armrests made of plastic</p>  <p>Height-adjustable plastic armrests</p> </div>
<b>Mechanism</b>	<ul style="list-style-type: none"> <li>– Large backrest tilt angle of 23° enables maximum mobility</li> <li>– A forward (5°) and slight sideways rocking action encourages ergonomically beneficial changes of position and dynamic working styles</li> <li>– Backrest lock possible in furthest forward position: choice of “rigid” or “mobile” sitting position</li> </ul>
<b>Seat</b>	<ul style="list-style-type: none"> <li>– Ergonomic 5-zone seat (comprising coccyx support, seat ellipse, up-slope, plateau and knee roll) enables even pressure distribution and long-lasting seat comfort</li> </ul>
<b>Seat height-adjustment</b>	<ul style="list-style-type: none"> <li>– Infinitely variable height adjustment by gas spring to suit virtually any body size</li> </ul>
<b>Base</b>	<ul style="list-style-type: none"> <li>– 5-leg stand made of plastic in black (basic model, RAL 9011) or light grey (RAL 7035), castors with 65 mm diameter, choice of hard or soft, always black</li> </ul>

# Sedus se:motion specification

## Counter design

- Footring with 19 mm wide surface area, height-adjustable from 300 to 500 mm, diameter of 500 mm
- Footring and gas spring in black, footring finish in brushed aluminium
- Aluminium base – the model colour determines the foot colour
- Seat height 675 - 915 mm
- Constantly braked castors for safe mounting with full mobility of the chair, always with soft covering for improved grip even on smooth floors, 65 mm diameter
- Recommended for a user weight of up to 110 kg
- GS label by TÜV Rheinland LGA Products GmbH / DIN EN 1335
- AGR quality seal - Healthy Backs Campaign



Footring

## User weight

- Recommended for a user weight of up to 130 kg

## Standards / Certificates

- GS label by TÜV Rheinland LGA Products GmbH / DIN EN 1335 / DIN 4573
- Tested for harmful substances by TÜV Rheinland LGA Products GmbH
- QUALITY OFFICE quality seal
- GREENGUARD certified
- AGR quality seal - Healthy Backs Campaign
- Awarded BLAUER ENGEL
- All available certificates can be found at: <https://www.sedus.com/en/products/chairs/netwin>



## Design awards

- Innovation Award Architecture + Office - Special Mention
- ICONIC AWARDS 2019: Interior Innovation – Winner
- iF DESIGN AWARD 2019, Discipline Product
- German Design Award 2020, Winner



## Warranty

- 5 years [see guarantee terms]



The se:motion net is an ergonomic office swivel chair that impresses with its ease of use and excellent seating comfort, as well as its backrest with an air-permeable knitted membrane. In addition to its light appearance due to the membrane-covered backrest, the se:motion net is characterised by its unique, kinematic movement concept.



Swivel chair from 486,-




Swivel chair with a counter design from 708,-



# Sedus se:motion net

## ► Swivel chair

		9	4	2	1	0
		Atlantic	Connect	Remix	Morph	Leather
		Era	Cura	Tempt	Steelcut Trio 3	
		Nova	Fame			
		Phoenix	Step			
	em-121	556,-	568,-	581,-	607,-	717,-

### Upholstery

Seat upholstered, backrest with membrane cover ■ 7201-M\*\*

### Model colour / plastic parts

black ■ 103  
light grey □ 147 37,-

### Lumbar support

No lumbar support ■ 1800  
Height-adjustable lumbar support □ 1801 20,-

### Armrests

Height-adjustable plastic armrests ■ 3611  
Fixed armrests made of plastic □ 3110 ./ 27,-  
Without armrests □ 3000 ./ 70,-

### Seat

Standard seat ■ 4500

### Mechanism

Kinetic-Swing mechanism ■ 1113

### Seat height-adjustment

Gaslift ■ 1503  
Gaslift for counter design with footring (possible in combination with aluminium base) □ 1513 222,-

### Base

Plastic base – the model colour determines the foot colour ■ 2401

### Castors / Glides

Hard castors for soft flooring ■ 2700  
Soft castors for hard flooring □ 2701  
Constantly braked castors (in combination with counter design, always with protection for castor) □ 2704

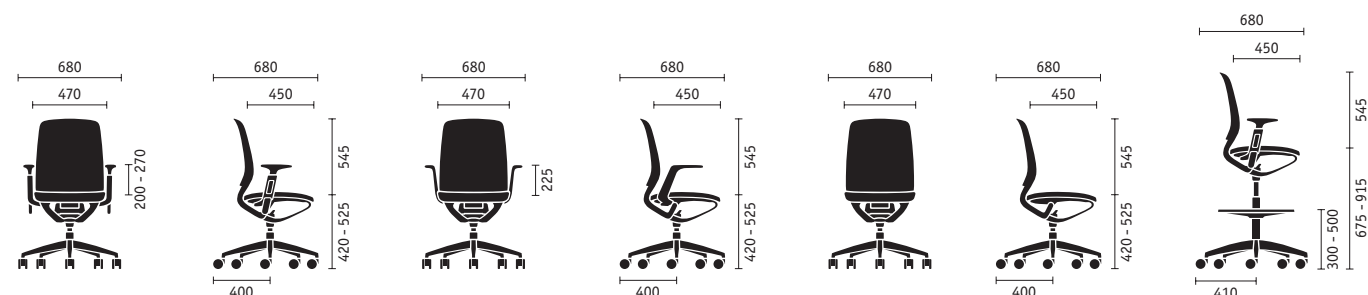
### Miscellaneous

Fire protection version seat upholstery – possible in combination with cover fabrics Step or Fame □ 6004 10,-  
Without transportation protection for castors □ 6226

Membrane cover in the colours:




M1A black, M1B grey, M1C red, M1D petrol, M1E light grey, M1F sand beige

Please note the information about the fabrics Morph and Steelcut Trio 3 of the Elegance Line on the page 'Covering materials'.



# Sedus se:motion net specification

## ► Swivel chair

<b>Basic model</b>	<ul style="list-style-type: none"> <li>Office chair with a knitted membrane cover of the backrest simple and unique structure. The innovative kinematic movement concept without mechanics follows the user's natural motion, providing comfort and simplicity of use.</li> <li>Classified as office swivel chair type B to DIN EN 1335-1:2020</li> <li>Light overall weight of 11,1 kg</li> </ul>
<b>Backrest</b>	<ul style="list-style-type: none"> <li>Back covered with a 3D knitted membrane, air- and moisture-permeable, wrinkle free, easy to clean, corresponding resilience of the membrane to retain the shape of the backrest</li> <li>Optional height-adjustable, retrofittable lumbar support available</li> </ul>
<b>Armrests</b>	<ul style="list-style-type: none"> <li>Height-adjustable, ergonomically shaped plastic armrests [3611] in the selected model colour, armrest height adjustment 70 mm (200 - 270 mm), clear width 495 mm</li> <li>Optional fixed armrests made of plastic [3110] in the selected model colour, clear width 530 mm or without armrests</li> </ul> <div>  <p>Height-adjustable plastic armrests</p>  <p>Fixed armrests made of plastic</p> </div>
<b>Mechanism</b>	<ul style="list-style-type: none"> <li>Innovative kinematic motion concept without mechanical linkage. Ergonomically intuitive seat comfort without complicated adjustments by the user.</li> <li>Quick and intuitive adjustment using just two easily reachable control elements (height + lock). Further ergonomic adjustments are made automatically by the office chair.</li> <li>Support pressure of the backrest automatically adjusts to the user/body weight.</li> <li>Large backrest tilt angle of 23° enables maximum mobility.</li> <li>A forward [5°] and slight sideways rocking action encourages ergonomically beneficial changes of posture and dynamic sitting.</li> <li>Backrest locking possible</li> </ul>
<b>Seat</b>	<ul style="list-style-type: none"> <li>Ergonomically shaped seat shell with anatomically shaped seat surface with pelvis support, seat pan and rounded front edge of seat</li> <li>Upholstery thickness 52 mm</li> </ul>
<b>Seat height-adjustment</b>	<ul style="list-style-type: none"> <li>Stepless gas spring height adjustment, height adjustment 420 - 525 mm</li> </ul>
<b>Base</b>	<ul style="list-style-type: none"> <li>5-leg stand made of plastic in black (basic model, RAL 9011) or light grey (RAL 7035), castors with 65 mm diameter, choice of hard or soft, always black</li> </ul>
<b>Counter design</b>	<ul style="list-style-type: none"> <li>Footring with 19 mm wide surface area, height-adjustable from 300 to 500 mm, diameter of 500 mm</li> <li>Footring and gas spring in black, footring finish in brushed aluminium</li> <li>Aluminium base – the model colour determines the foot colour</li> <li>Seat height 675 - 915 mm</li> <li>Constantly braked castors for safe mounting with full mobility of the chair, always with soft covering for improved grip even on smooth floors, 65 mm diameter</li> <li>Recommended for a user weight of up to 110 kg</li> </ul> <div>  <p>Footring</p> </div>
<b>User weight</b>	<ul style="list-style-type: none"> <li>Recommended for a user weight of up to 130 kg</li> </ul>

# Sedus se:motion net specification

## Standards / Certificates

- GS label by TÜV Rheinland LGA Products GmbH / DIN EN 1335 / DIN 4573
- Tested for harmful substances by TÜV Rheinland LGA Products GmbH
- QUALITY OFFICE quality seal
- GREENGUARD certified
- AGR quality seal - Healthy Backs Campaign
- Awarded BLAUER ENGEL
- All available certificates can be found at: <https://www.sedus.com/en/products/chairs/se:motion-net>



[www.blauer-engel.de/uz117](https://www.blauer-engel.de/uz117)

## Design awards

- ICONIC AWARDS 2021: Interior Innovation – Winner
- iF DESIGN AWARD 2021, Discipline Product
- Red Dot Design Award 2021, Winner
- German Design Award 2022, Winner



reddot winner 2021



## Warranty

- 5 years [see guarantee terms]

A full membrane cover for seat and back, hardly any adjustment required as well as a filigree design – this combination ensures an extraordinary sitting experience in hybrid and dynamic workplace concepts. Sit down and get started.



Swivel chair from 599,-



Swivel chair with a counter design from 821,-

# Sedus se:air

## ► Swivel chair



ai-121

599,-

### Upholstery

Seat and backrest with membrane cover	■ 7205-M**
---------------------------------------	------------

### Model colour / plastic parts

black - with membrane M2A black	■ 103
clear white - with membrane M2B silver grey	□ 158

### Lumbar support

No lumbar support	■ 1800	
Height-adjustable lumbar support	□ 1801	20,-

### Armrests

Multifunction armrests in plastic with soft-touch covers	■ 3714
--	--------

### Seat

Standard seat	■ 4500
---------------	--------

### Mechanism

Kinetic-Swing mechanism	■ 1113
-------------------------	--------

### Seat height-adjustment

Gaslift	■ 1503	
Gaslift for counter design with footring (possible in combination with aluminium base)	□ 1513	222,-

### Base

5-star plastic base – colour is defined by the model colour	■ 2415
---	--------

### Castors / Glides

Hard castors for soft flooring	■ 2700
Soft castors for hard flooring	□ 2701
Constantly braked castors (in combination with counter design, always with protection for castor)	□ 2704

### Protection for castors

With protection for castors	■ 6216
Without protection for castors	□ 6226

### Fire protection

Without fire protection	■ 0000	
Fire protection version - possible in combination with the black membrane M2A	□ 6004	10,-

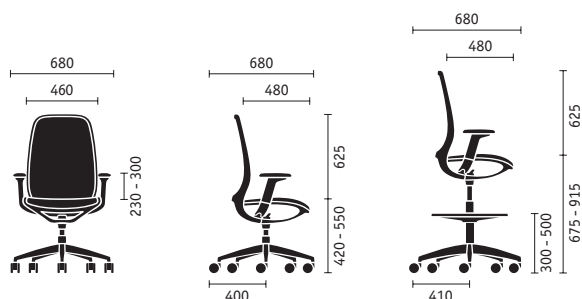
Membrane cover in the colours:

M2A black, M2B silver grey

Model, base and castor colour is defined by membrane colour:







Membrane colour black - model/base/castor colour black

Membrane colour silver grey - model/base/castor colour clear white



# Sedus se:air specification

## ► Swivel chair

<b>Basic model</b>	<ul style="list-style-type: none"> <li>– Seat and backrest covered with a knitted membrane, membrane/model/base colour in black, multifunctional armrests, Kinetic-Swing mechanism, gas spring, 5-star plastic base, hard castors in black</li> </ul>
<b>Backrest</b>	<ul style="list-style-type: none"> <li>– High, large-surface backrest, suitable for any body size</li> <li>– Back covered with a knitted membrane, wrinkle free, breathable, air- and moisture-permeable</li> <li>– Optionally lumbar height adjustment, colour is defined by the model colour</li> </ul>
<b>Armrests</b>	<ul style="list-style-type: none"> <li>– 4D multifunctional armrests with height adjustment for tension relief in the shoulders and neck muscles</li> <li>– Rotatable and movable pad in depth and width with „floating“ effect without locking</li> <li>– Armrest support and armrest shaft colour depending on model colour</li> <li>– Armrest pad for model colour black available in black, for model colour clear white available in basalt grey</li> </ul>
<b>Mechanism</b>	<ul style="list-style-type: none"> <li>– Automatic user weight recognition with smooth force transmission</li> <li>– A forward [5°] and slight sideways rocking action encourages ergonomically beneficial changes of position and dynamic working styles</li> <li>– Quick and intuitive adjustment using just two easily reachable control elements (height + lock). Further ergonomic adjustments are made automatically by the office chair</li> <li>– Support pressure of the backrest automatically adjusts to the user/body weight</li> <li>– Large backrest tilt angle of 18° enables maximum mobility</li> <li>– Backrest lock possible in furthest forward position: choice of „rigid“ or „mobile“ sitting position</li> </ul>
<b>Seat</b>	<ul style="list-style-type: none"> <li>– Ergonomically shaped seat frame covered with a knitted membrane, suitable for any body size</li> <li>– Anatomically shaped seat surface with rounded front edge of seat</li> <li>– Seat inclination 4°</li> </ul>
<b>Seat height-adjustment</b>	<ul style="list-style-type: none"> <li>– Stepless gas spring height adjustment</li> <li>– Seat height adjustment: 420 - 550 mm</li> </ul>
<b>Base</b>	<ul style="list-style-type: none"> <li>– Star base with 5 legs made of plastic, Ø 65 mm castors</li> <li>– Hard or soft castors at the customer's option, colour is defined by the model colour</li> </ul>
<b>Counter design</b>	<ul style="list-style-type: none"> <li>– Footring with 19 mm wide surface area, height-adjustable from 300 to 500 mm, diameter of 500 mm</li> <li>– Footring and gas spring in black, footring finish in brushed aluminium</li> <li>– Aluminium base – the model colour determines the foot colour</li> <li>– Seat height 675 - 915 mm</li> <li>– Constantly braked castors for safe mounting with full mobility of the chair, always with soft covering for improved grip even on smooth floors, 65 mm diameter</li> <li>– Recommended for a user weight of up to 110 kg</li> </ul>
	<div>  <p>Fußring</p> </div>
<b>User weight</b>	<ul style="list-style-type: none"> <li>– Recommended for user weights up to 130 kg</li> </ul>
<b>Standards / Certificates</b>	<ul style="list-style-type: none"> <li>– GS label by TÜV Rheinland LGA Products GmbH / DIN EN 1335 / DIN 4573</li> <li>– Tested for harmful substances by TÜV Rheinland LGA Products GmbH</li> <li>– QUALITY OFFICE quality seal</li> <li>– GREENGUARD certified</li> <li>– All available certificates can be found at: <a href="https://www.sedus.com/en/products/chairs/seair">https://www.sedus.com/en/products/chairs/seair</a></li> </ul>
	<div>    <div> <small>Schadstoffgeprüft Regelmäßige Produkt- überwachung</small>  <small>www.tuv.com ID: 000043281</small> </div>   </div>
<b>Warranty</b>	<ul style="list-style-type: none"> <li>– 5 years (see guarantee terms)</li> </ul>

# netwin

# sedus

Its character comes from the double backrest membrane and the generous seat surface for especially comfortable sitting. netwin is unique in ergonomics, workmanship and value for money.



Swivel chair from 616,-



Swivel chair with a counter design from 1.003,-



4-leg visitor chair from 444,-



Cantilever visitor chair from 448,-



# Sedus netwin

## ► Swivel chair



nw-100

9	4	2	1	0
Atlantic	Connect	Remix	Morph	Leather
Era	Cura	Tempt	Steelcut Trio 3	
Nova	Fame	Customer's Own		
Phoenix	Pure	Leather		
Customer's Own	Step			
	Imitation leather			

736,-

777,-

799,-

828,-

1.009,-

### Upholstery

Seat upholstered, backrest with membrane cover ■ 7201-M\*\*

### Model colour / plastic parts

black ■ 103

### Armrests

Height-adjustable plastic armrests ■ 3611

4D armrests with soft-touch covers □ 3414 51,-

4D armrests with soft-touch covers and polished aluminium support □ 3484 70,-

Without armrests □ 3000 ./108,-

### Mechanism

Similar mechanism with quick-action tension control ■ 1106

Similar mechanism with quick-action tension control and forward tilt 4° □ 1107 30,-

### Seat height-adjustment

Gaslift with mechanical depth-springing ■ 1506

Gaslift □ 1503 ./12,-

Gaslift for counter design with footring (possible in combination with aluminium base 2203) □ 1513 222,-

### Base

Plastic base black ■ 2401-103

Aluminium base black □ 2203-103 45,-

Aluminium base white aluminium □ 2203-119 45,-

Aluminium base polished □ 2203-110 100,-

### Miscellaneous

Soft castors for hard flooring – not for counter design □ 6001

Sliding seat (adjustment range 60 mm) – not for counter design □ 6003 56,-

Fire protection version – possible in combination with the cover fabrics Step or Fame □ 6004 10,-

Without transportation protection for castors for aluminium base code 2203 □ 6226

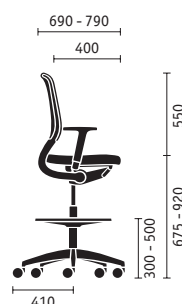
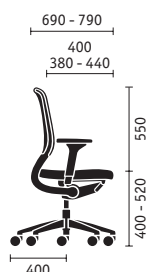
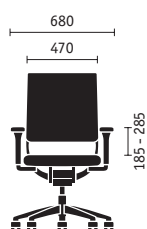
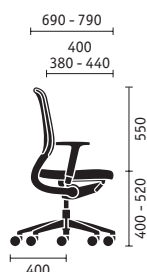
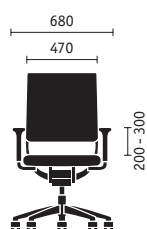
Membrane cover in the colours:

M3A anthracite, M3B dark blue, M3F red, M3G black, M3H mid-grey, M3J orange, M3N light-grey, M3W white, M3I olive green

Counter design in conjunction with:


- Similar mechanism code 1106
- Gaslift for counter design with footring code 1513
- Aluminium base code 2203
- Armrests code 3611, 3414 or 3484
- Constantly braked castors


Please note the information about the fabrics Morph and Steelcut Trio 3 of the Elegance Line on the page 'Covering materials'.



# Sedus netwin

## ► Visitor chairs

		9	4	2	1	0
		Atlantic Era Nova Phoenix Customer's Own	Connect Cura Fame Pure Step Imitation leather	Remix Tempt Customer's Own Leather	Morph Steelcut Trio 3	Leather
	nw-223	444,-	474,-	499,-	530,-	729,-

	nw-233	448,-	478,-	500,-	530,-	706,-
---	--------	-------	-------	-------	-------	-------

### Upholstery

Seat upholstered, backrest with membrane cover ■ 7201-M\*\*

### Model colour / plastic parts

black ■ 103

### Armrests

Steel armrests with plastic covers ■ 3141

### Frame nw-223

Steel frame stackable black	■	8001-103	
Steel frame stackable white aluminium	□	8001-119	
Steel frame stackable chromed	□	8001-100	59,-

### Frame nw-233

Steel frame not stackable black	■	8002-103	
Steel frame not stackable white aluminium	□	8002-119	
Steel frame not stackable chromed	□	8002-100	59,-
Steel frame stackable black	□	8001-103	
Steel frame stackable white aluminium	□	8001-119	
Steel frame stackable chromed	□	8001-100	59,-

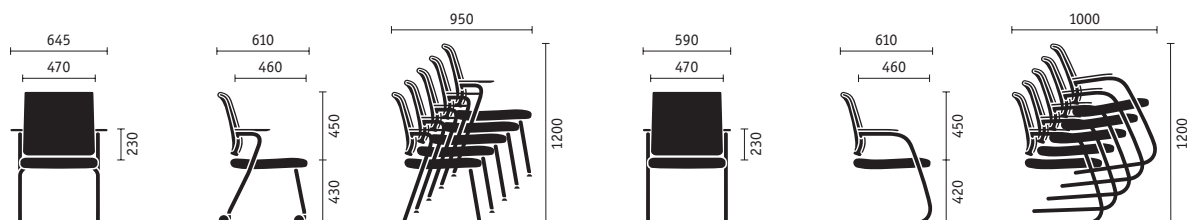
### Miscellaneous

Soft castors for hard flooring for nw-223	□	6001	37,-
Hard castors for soft flooring for nw-223	□	6008	37,-
Fire protection version – possible in combination with the cover fabrics Step or Fame	□	6004	10,-
Felt glides	□	6201	11,-
Plastic glides for nw-223	□	6202	
Plastic glides for nw-233	□	6202	11,-

Membrane cover in the colours:




M3A anthracite, M3B dark blue, M3F red, M3G black, M3H mid-grey, M3J orange, M3N light-grey, M3W white, M3I olive green

Please note the information about the fabrics Morph and Steelcut Trio 3 of the Elegance Line on the page 'Covering materials'.



# Sedus netwin specification

## ► Swivel chair

<b>Basic model</b>	<ul style="list-style-type: none"> <li>- Backrest with double membrane, height-adjustable lumbar support, height-adjustable plastic armrests, Similar mechanism with quick-action tension control, gaslift with mechanical depth-springing, plastic base black, model colour black, hard castors for soft flooring</li> </ul>
<b>Backrest</b>	<ul style="list-style-type: none"> <li>- Black plastic frame made of fibreglass-reinforced polyamide, covered with woven-knit membrane, air and moisture permeable, which guarantees an always perfect reshaping of the double net</li> <li>- Lumbar adjustment mechanism (height adjustment 70 mm) integrated in the backrest frame and double membrane; automatic depth adaptation due to weight-dependent sinking of the body into the double membrane</li> </ul>
<b>Armrests</b>	<ul style="list-style-type: none"> <li>- Height-adjustable plastic armrests (3611) in black, height adjustment 100 mm (200 - 300 mm), clear width 470 - 490 mm</li> <li>- Optionally available 4D adjustable armrests in black with Softtouch pads, aluminium support in black (3414) or polished (3484), height adjustment: 100 mm (185 - 285 mm), inside width 450 - 500 mm with parallel armrests, inside width 360 - 510 mm by swivelling the pads (distance between armrest front edges)</li> </ul> <div>  <p>Height-adjustable plastic armrests</p>  <p>4D armrests with soft-touch covers</p> </div>
<b>Mechanism</b>	<ul style="list-style-type: none"> <li>- Similar mechanism with quick-action tension control: balanced force curve due to coordinated spring concept</li> <li>- Seat and backrest move completely synchronised with the body</li> <li>- Adaptation to different user weights enables sensitive latching of the rapid adjustment mechanism (leaning pressure 450 - 1500N [10N = 1 kg])</li> <li>- Backrest inclination to approx. 28°, can be locked in three positions</li> <li>- Synchronicity relationship between seat and backrest 1:3.4</li> <li>- Permanent back support even when the backrest is inclined backwards at a wide angle, due to uniform force distribution of the mechanical springs</li> <li>- Optional seat-inclination adjustment mechanism (- 4°) for even less pressure on the upper thighs</li> </ul>
<b>Seat</b>	<ul style="list-style-type: none"> <li>- Anatomically shaped seating surface with pelvis support, seat hollow and rounded front edge of seat</li> <li>- Shaped foam (polyurethane foam)</li> <li>- Upholstery thickness 50 mm, width 470 mm, depth 400 mm</li> <li>- Optional sliding seat with seat depth 380 - 440 mm</li> </ul>
<b>Seat height-adjustment</b>	<ul style="list-style-type: none"> <li>- Gaslift with mechanical depth-springing: reinforced cushioning of the body's weight even in the lowest seat position, height adjustment 400 - 520 mm</li> <li>- Optional gaslift for infinitely variable height adjustment 400 - 520 mm</li> <li>- Optional gaslift for counter design with footring</li> </ul>
<b>Base</b>	<ul style="list-style-type: none"> <li>- Basic base made of plastic (polyamide, glass-fibre reinforced), black, castors with 50 mm diameter</li> <li>- Optional aluminium base, powder-coated, black, white aluminium or polished aluminium, castors with 65 mm diameter</li> <li>- Hard or soft castors</li> </ul>
<b>Counter design</b>	<ul style="list-style-type: none"> <li>- Footring with 19 mm wide surface area, height-adjustable from 300 to 500 mm, diameter of 500 mm</li> <li>- Footring and gaslift in black, footring finish in brushed aluminium</li> <li>- Seat height 675 - 920 mm</li> <li>- Constantly braked castors for safe mounting with full mobility of the chair, always with soft covering for improved grip even on smooth floors, 65 mm diameter</li> <li>- Recommended for user weights up to 110 kg</li> <li>- GS label by TÜV Rheinland LGA Products GmbH / DIN EN 1335</li> <li>- AGR quality seal - Healthy Backs Campaign</li> </ul> <div>  <p>Footring</p> </div>
<b>User weight</b>	<ul style="list-style-type: none"> <li>- Recommended for user weights up to 110 kg</li> </ul>

# Sedus netwin specification

## Standards / Certificates

- GS label by TÜV Rheinland LGA Products GmbH / DIN EN 1335
- Ergonomics Certificate of TÜV Rheinland LGA Products GmbH
- Tested for harmful substances by TÜV Rheinland LGA Products GmbH
- QUALITY OFFICE quality seal
- GREENGUARD certified
- AGR quality seal - Healthy Backs Campaign
- All available certificates can be found at: <https://www.sedus.com/en/products/chairs/netwin>



## Design awards

- iF product design award 2007, Discipline Product



## Warranty

- 5 years (see guarantee terms)

## ► Visitor chairs

### Basic model

- Backrest with double membrane, steel armrests with plastic covers, steel frame stackable black, model colour black, 4-leg version with stainless steel glides, cantilever chair without glides

### Backrest

- Black plastic frame made of fibreglass-reinforced polyamide, covered with woven-knit membrane, air and moisture permeable, which guarantees an always perfect reshaping of the double net

### Armrests

- Steel armrests with plastic covers (polypropylene), black
- Length of armrests: 4-leg chair 205 mm, cantilever chair 240 mm

### Seat

- Seat upholstery made of polyether foam
- Upholstery thickness 50 mm, width 470 mm, depth 460 mm

### Frame

- Steel powder coated black, white aluminium or high quality chrome
- 4-leg version: steel frame, diameter 22 mm, tube wall thickness 2 mm, stackable to 5 units, stainless steel glides, optionally with plastic or felt glides or castors
- Cantilever: steel frame, diameter 25 mm, tube wall thickness 2 mm, stackable to 5 units or not stackable, optionally with plastic or felt glides

### User weight

- Recommended for user weights up to 110 kg (up to 150 kg for occasional use)

## Standards / Certificates

- GS label by TÜV Rheinland LGA Products GmbH / DIN EN 16139 L1
- Tested for harmful substances by TÜV Rheinland LGA Products GmbH
- QUALITY OFFICE quality seal
- GREENGUARD certified
- All available certificates can be found at: <https://www.sedus.com/en/products/chairs/netwin-1>



## Warranty

- 5 years (see guarantee terms)

Dynamic lines, striking silhouette. With its high backrest quarterback conveys secure support and in any position it provides the basis for productive well-being in the workplace.



Swivel chair from 549,-



Swivel chair with a counter design from 937,-



4-leg visitor chair from 429,-



Cantilever visitor chair from 429,-

# Sedus quarterback

## ► Swivel chair



qb-102

9	4	2	1	0
Atlantic	Connect	Remix	Morph	Leather
Era	Cura	Tempt	Steelcut Trio 3	
Nova	Fame	Customer's Own		
Phoenix	Step	Leather		
Customer's Own	Imitation leather			

690,-

738,-

769,-

840,-

950,-

### Upholstery

Seat upholstered, backrest with membrane cover	■ 7201-M**	
Seat upholstered, backrest with comfort membrane	□ 7204-M**	31,-
Seat and backrest upholstered	□ 7103-9**	55,-
Seat and backrest upholstered	□ 7103-4**	104,-
Seat and backrest upholstered	□ 7103-2**	128,-
Seat and backrest upholstered	□ 7103-1**	199,-
Seat and backrest upholstered	□ 7103-0**	295,-

### Model colour / plastic parts

black	■ 103	
clear white	□ 158	95,-

### Armrests

Height-adjustable plastic armrests	■ 3611	
4D armrests with soft-touch covers	□ 3414	52,-
4D armrests with soft-touch covers and polished aluminium support	□ 3484	72,-
Without armrests	□ 3000	./109,-

### Mechanism

Similar mechanism with quick-action tension control	■ 1106	
Similar mechanism with quick-action tension control and forward tilt 4°	□ 1107	30,-

### Seat height-adjustment

Gaslift with mechanical depth-springing	■ 1506	
Gaslift	□ 1503	./12,-
Gaslift for counter design with footring (possible in combination with aluminium base 2203)	□ 1513	222,-

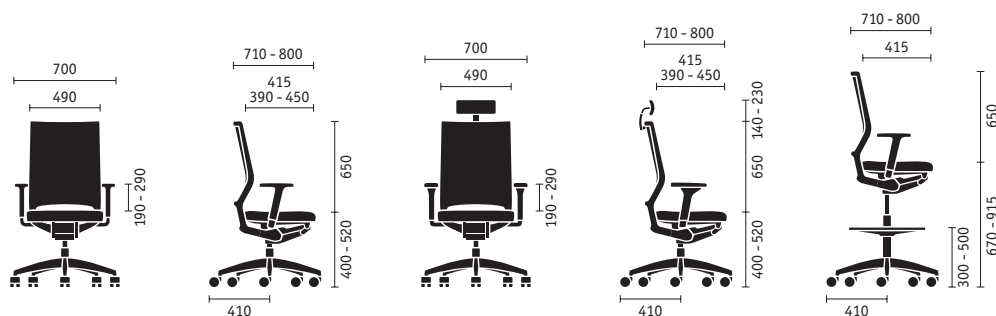
### Base

Plastic base black	■ 2401-103	
Plastic base clear white	□ 2401-158	
Aluminium base black	□ 2203-103	45,-
Aluminium base white aluminium	□ 2203-119	45,-
Aluminium base clear white	□ 2203-158	45,-
Aluminium base polished	□ 2203-110	100,-

### Miscellaneous

Soft castors for hard flooring – not for counter design	□ 6001	
Sliding seat (adjustment range 60 mm) – not for counter design	□ 6003	57,-
Fire protection version – possible in combination with upholstery code 7201/7103 and the cover fabrics		
Fame or Step	□ 6004	10,-
No lumbar support	□ 6016	./20,-
Lumbar support depth adjustment for code 7201 and 7204	□ 6036	28,-
Without transportation protection for castors	□ 6226	
Different cover for backrest for code 7103	□ 7001-***	30,-
Neck support with height and tilt adjustment in black imitation leather for models in fabric, for models in leather, the leather colour matches the upholstery choice	□ 7007	145,-
Coat hanger in conjunction with neck support code 7007	□ 6103	40,-

quarterback



# Sedus quarterback

## ► Swivel chair

The height-adjustable armrests [3611] always come in the colour of the model.  
The 4D armrests [3414, 3484] are always black, regardless of the material used for the star base.

Membrane cover in the colours:

M61 anthracite, M62 black, M66 light grey, M6A natural white, M6B sage green


Counter design in conjunction with:

- Similar mechanism code 1106
- Gaslift for counter design with footring code 1513
- Aluminium base code 2203
- Armrests code 3611, 3414 or 3484
- Constantly braked castors

Please note the information about the fabrics Morph and Steelcut Trio 3 of the Elegance Line on the page 'Covering materials'.

# Sedus quarterback

## ► Visitor chairs

		9	4	2	1	0
		Atlantic	Connect	Remix	Morph	Leather
		Era	Cura	Tempt	Steelcut Trio 3	
		Nova	Fame	Customer's Own		
		Phoenix	Step	Leather		
		Customer's Own	Imitation leather			
	qb-223	429,-	468,-	487,-	563,-	702,-

	qb-233	429,-	468,-	487,-	563,-	702,-
---	--------	-------	-------	-------	-------	-------

### Upholstery

Seat upholstered, backrest with membrane cover	■	7201-M**	
Seat upholstered, backrest with comfort membrane	□	7204-M**	32,-
Seat and backrest upholstered	□	7103-9**	58,-
Seat and backrest upholstered	□	7103-4**	107,-
Seat and backrest upholstered	□	7103-2**	127,-
Seat and backrest upholstered	□	7103-1**	203,-
Seat and backrest upholstered	□	7103-0**	274,-

### Model colour / plastic parts

black	■	103	
clear white	□	158	18,-

### Armrests

Fixed armrests made of plastic	■	3110	
--------------------------------	---	------	--

### Frame qb-223

Steel frame stackable black	■	8001-103	
Steel frame stackable white aluminium	□	8001-119	
Steel frame stackable clear white	□	8001-158	
Steel frame stackable chromed	□	8001-100	63,-

### Frame qb-233

Steel frame not stackable black	■	8002-103	
Steel frame not stackable white aluminium	□	8002-119	
Steel frame not stackable clear white	□	8002-158	
Steel frame not stackable chromed	□	8002-100	63,-
Steel frame stackable black	□	8001-103	
Steel frame stackable white aluminium	□	8001-119	
Steel frame stackable clear white	□	8001-158	
Steel frame stackable chromed	□	8001-100	63,-

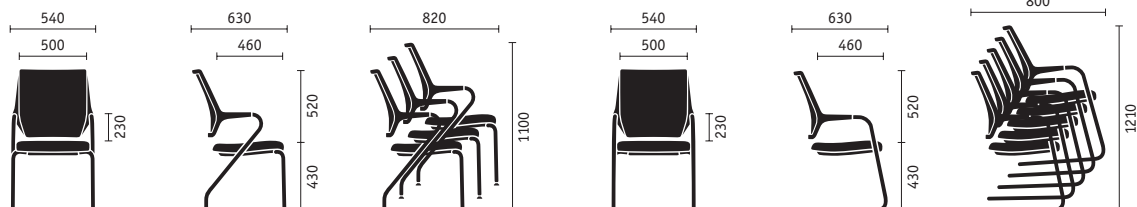
### Miscellaneous

Soft castors for hard flooring for qb-223	□	6001	39,-
Hard castors for soft flooring for qb-223	□	6008	39,-
Fire protection version - possible in combination with upholstery 7201/7103 and the cover fabrics Fame or			
Step	□	6004	10,-
Felt glides	□	6201	11,-
Plastic glides for qb-223	□	6202	
Plastic glides for qb-233	□	6202	11,-
Different cover for backrest for code 7103	□	7001-***	30,-

Membrane cover in the colours:

M61 anthracite, M62 black, M66 light grey, M6A natural white, M6B sage green

Please note the information about the fabrics Morph and Steelcut Trio 3 of the Elegance Line on the page 'Covering materials'.





# Sedus quarterback specification

## ► Swivel chair

- Basic model**
- Backrest with membrane cover, height-adjustable lumbar support, height-adjustable plastic armrests, Similar mechanism with quick-action tension control, gaslift with mechanical depth-springing, plastic base black, model colour black, hard castors for soft flooring

- Backrest**
- Membrane cover (self-supporting knitted fabric of 100% Polyester)
  - Optional full upholstery with textile supporting structure, completely covered with cover fabrics from the Sedus collection
  - Optional comfort membrane made of self-supporting knitted fabric like the mesh backrest, but back of membrane quilted with 10 mm cut foam and neutral grey fabric [Atlantic 9AT\_A60025]
  - Integrated lumbar adjustment, height adjustment 80 mm, option with or without lumbar adjustment
  - Optional lumbar support depth adjustment (20 mm); for backrest with membrane cover or with comfort membrane
  - Optional neck support with height (80 mm) and tilt adjustment (25°), for models in fabric in black imitation leather, for models in leather, the leather colour matches the upholstery choice
  - Optional coat hanger in conjunction with neck support



Backrest with membrane cover

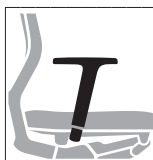


Backrest with comfort membrane

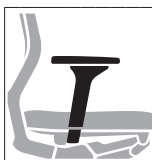


Backrest upholstered

- Armrests**
- Height-adjustable plastic armrests [3611] in black or clear white, height adjustment 100 mm (190 - 290 mm), clear width 490 - 510 mm
  - Optionally available 4D adjustable armrests in black with Softtouch pads, aluminium support in black [3414] or polished [3484], height adjustment: 100 mm (190 - 290 mm), inside width 450 - 500 mm with parallel armrests, inside width 360 - 510 mm by swivelling the pads (distance between armrest front edges)



Height-adjustable armrests with plastic covers



4D armrests with soft-touch covers

- Mechanism**
- Similar mechanism with quick-action tension control: balanced force curve due to coordinated spring concept
  - Seat and backrest move completely synchronised with the body
  - Synchronicity relationship between seat and backrest 1:3
  - Backrest inclination to approx. 23°, can be locked in two positions
  - Optional seat-inclination adjustment mechanism [- 4°] for even less pressure on the upper thighs
  - Adaptation to different user weights enables sensitive latching of the rapid adjustment mechanism (leaning pressure 450 - 1500N [10N = 1 kg])
  - Permanent back support even when the backrest is inclined backwards at a wide angle, due to uniform force distribution of the mechanical springs

- Seat**
- Anatomically shaped seating surface with pelvis support, seat hollow and rounded front edge of seat
  - Shaped foam (polyurethane foam)
  - Upholstery thickness 50 mm
  - Optional sliding seat with seat depth 380 - 440 mm [mesh], 390 - 450 mm [slim + upholstery]
  - Width 490 mm, depth 415 mm

- Seat height-adjustment**
- Gaslift with mechanical depth-springing: reinforced cushioning of the body's weight even in the lowest seat position, height adjustment 400 - 520 mm
  - Optional gaslift for infinitely variable height adjustment 400 - 520 mm
  - Optional gaslift for counter design with footring

- Base**
- Basic base in polyamide, glass-fibre reinforced, black or clear white
  - Optional aluminium base, powder-coated, black, white aluminium, clear white or polished aluminium
  - Hard or soft castors with 65 mm diameter

# Sedus quarterback specification

## Counter design

- Footring with 19 mm wide surface area, height-adjustable from 300 to 500 mm, diameter of 500 mm
- Footring and gas spring in black, footring finish in brushed aluminium
- Seat height 670 - 915 mm
- Constantly braked castors for safe mounting with full mobility of the chair, always with soft covering for improved grip even on smooth floors, 65 mm diameter
- Recommended for user weights up to 110 kg
- GS label by TÜV Rheinland LGA Products GmbH / DIN EN 1335
- AGR quality seal - Healthy Backs Campaign



Footring

## User weight

- Recommended for user weights up to 120 kg

## Standards / Certificates

- GS label by TÜV Rheinland LGA Products GmbH / DIN EN 1335 / DIN 4573
- Ergonomics Certificate of TÜV Rheinland LGA Products GmbH
- Tested for harmful substances of TÜV Rheinland LGA Products GmbH
- QUALITY OFFICE quality seal
- GREENGUARD certified
- AGR quality seal - Healthy Backs Campaign
- Awarded BLAUER ENGEL
- All available certificates can be found at: <https://www.sedus.com/en/products/chairs/quarterback>



## Design awards

- Red Dot Award 2014, Winner
- German Design Award 2016, Nominee



reddot award 2014  
winner

## Warranty

- 5 years [see guarantee terms]

## ► Visitor chairs

### Basic model

- Backrest with membrane cover, standard armrests, steel frame stackable black, model colour black, 4-leg version with stainless steel glides, cantilever chair without glides

### Backrest

- Membrane cover (self-supporting knitted fabric of 100% Polyester)
- Optional comfort membrane made of self-supporting knitted fabric like the mesh backrest, but back of membrane quilted with 10 mm cut foam and neutral grey fabric [Atlantic 9AT\_A60025]
- Optional full upholstery with textile supporting structure, completely covered with cover fabrics from the Sedus collection

### Armrests

- Armrests in polypropylene, black
- Length of armrests: 4-leg chair 230 mm, cantilever chair 200 mm

### Seat

- Seat upholstery made of polyether foam
- Upholstery thickness 50 mm, width 500 mm, depth 460 mm

### Frame

- Steel frame, diameter 25 mm, tube wall thickness 2 mm
- 4-leg version stackable to 3 units, with stainless steel glides, optionally with plastic or felt glides or castors
- Cantilever stackable to 5 units or not stackable, optionally with plastic or felt glides

# Sedus quarterback specification

**User weight** – Recommended for user weights up to 110 kg (up to 150 kg for occasional use)

**Standards / Certificates**

- GS label by TÜV Rheinland LGA Products GmbH / DIN EN 16139 L1
- Tested for harmful substances by TÜV Rheinland LGA Products GmbH
- QUALITY OFFICE quality seal
- GREENGUARD certified
- Awarded BLAUER ENGEL
- All available certificates can be found at: <https://www.sedus.com/en/products/chairs/quarterback-1>



**Design awards**

- Red Dot Award 2014, Winner
- German Design Award 2016, Nominee



**Warranty** – 5 years (see guarantee terms)

se:flex comes into play wherever a fully ergonomic workplace design in connection with changing users and easy handling is required.



Swivel chair, backrest with membrane cover from 754,-



Swivel chair with upholstered backrest from 791,-



Swivel chair with a counter design from 1.053,-



4-leg visitor chair from 325,-



Cantilever visitor chair from 325,-

# Sedus se:flex

## ► Swivel chair, backrest with membrane cover



ef-122

9	4	2	1	0
Atlantic	Connect	Remix	Morph	Leather
Era	Cura	Tempt	Steelcut Trio 3	
Nova	Fame	Customer's Own		
Phoenix	Step	Leather		
Customer's Own	Imitation leather			

786,-

822,-

847,-

918,-

1.086,-

### Upholstery

Seat upholstered, backrest with membrane cover ■ 7201-M\*\*

### Model colour / plastic parts

black	■ 103	
light grey	□ 147	37,-

### Lumbar support

Height-adjustable lumbar support	■ 1801	
Lumbar height adjustment with adaptive depth adjustment	□ 1803	8,-
No lumbar support	□ 1800	./ .20,-

### Armrests

Multifunction armrests in plastic with soft-touch covers ■ 3714

### Seat

Sliding seat (70 mm adjustment range) ■ 4509

### Mechanism

Similar mechanism with automatic weight adjustment ■ 1112

### Seat height-adjustment

Gaslift with mechanical depth-springing	■ 1506	
Gaslift	□ 1503	./ .12,-
Sedo-lift mechanism III	□ 1514	50,-
Gaslift for counter design with footring (possible in combination with aluminium base 2203)	□ 1513	222,-

### Base

Plastic base – the model colour determines the foot colour ■ 2401

Aluminium base black	□ 2203-103	45,-
Aluminium base light grey	□ 2203-147	45,-
Aluminium base polished	□ 2203-110	100,-

### Castors / Glides

Hard castors for soft flooring	■ 2700	
Soft castors for hard flooring	□ 2701	
Constantly braked castors for counter design	□ 2704	

### Miscellaneous

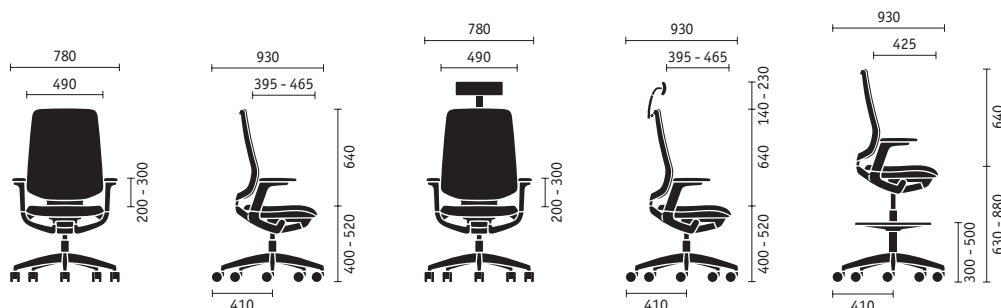
Fire protection version – possible in combination with the cover fabrics Step or Fame	□ 6004	10,-
Coat hanger	□ 6103	40,-
Without transportation protection for castors	□ 6226	
Neck support with height and tilt adjustment – in black imitation leather for models in fabric, for models in leather, the leather colour matches the upholstery choice	□ 7007	145,-

Membrane cover in the colours:

M90 black, M91 sand, M92 mid grey, M94 matcha, M95 light grey

Neck support and coat hanger always in plastic black

Please note the information about the fabrics Morph and Steelcut Trio 3 of the Elegance Line on the page 'Covering materials'.



# Sedus se:flex

## ► Swivel chair with upholstered backrest



ef-102

9	4	2	1	0
Atlantic	Connect	Remix	Morph	Leather
Era	Cura	Tempt	Steelcut Trio 3	
Nova	Fame	Customer's Own		
Phoenix	Step	Leather		
Customer's Own	Imitation leather			

823,-

872,-

909,-

981,-

1.195,-

### Upholstery

Seat and backrest upholstered	■	7103
-------------------------------	---	------

### Model colour / plastic parts

black	■	103	
light grey	□	147	37,-

### Lumbar support

Height-adjustable lumbar support	■	1801	
Lumbar height adjustment with adaptive depth adjustment	□	1803	8,-
No lumbar support	□	1800	./ .20,-

### Armrests

Multifunction armrests in plastic with soft-touch covers	■	3714
--	---	------

### Seat

Sliding seat (70 mm adjustment range)	■	4509
---------------------------------------	---	------

### Mechanism

Similar mechanism with automatic weight adjustment	■	1112
--	---	------

### Seat height-adjustment

Gaslift with mechanical depth-springing	■	1506	
Gaslift	□	1503	./ .12,-
Sedo-lift mechanism III	□	1514	50,-
Gaslift for counter design with footring (possible in combination with aluminium base 2203)	□	1513	222,-

### Base

Plastic base – the model colour determines the foot colour

	■	2401	
Aluminium base black	□	2203-103	45,-
Aluminium base light grey	□	2203-147	45,-
Aluminium base polished	□	2203-110	100,-

### Castors / Glides

Hard castors for soft flooring	■	2700
Soft castors for hard flooring	□	2701
Constantly braked castors for counter design	□	2704

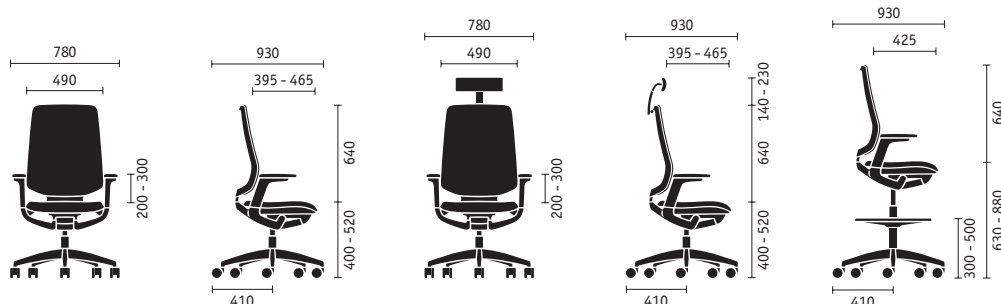
### Miscellaneous

Coat hanger	□	6103	40,-
Without transportation protection for castors	□	6226	
Different cover for backrest	□	7001-***	30,-
Neck support with height and tilt adjustment – in black imitation leather for models in fabric, for models in leather, the leather colour matches the upholstery choice	□	7007	145,-

Neck support and coat hanger always in plastic black



Please note the information about the fabrics Morph and Steelcut Trio 3 of the Elegance Line on the page 'Covering materials'.

se:flex



# Sedus se:flex

## ► Visitor chairs

	9	4	2	1	
	Atlantic	Connect	Remix	Morph	
	Era	Cura	Tempt	Steelcut Trio 3	
	Nova	Fame			
	Phoenix	Step			
	Customer's Own	Imitation leather			
	ef-220	325,-	361,-	384,-	456,-
<hr/>					
	ef-230	325,-	361,-	384,-	456,-

### Upholstery

Seat upholstered, backrest with membrane cover	■ 7201-M**	
Seat and backrest upholstered	□ 7103-9**	37,-
Seat and backrest upholstered	□ 7103-4**	72,-
Seat and backrest upholstered	□ 7103-2**	96,-
Seat and backrest upholstered	□ 7103-1**	167,-

### Model colour / plastic parts

black	■ 103	
light grey	□ 147	16,-

### Armrests

Without armrests	■ 3000	
Fixed armrests made of plastic	□ 3110	35,-

### Frame ef-220

Steel frame stackable black	■ 8001-103	
Steel frame stackable light grey	□ 8001-147	
Steel frame stackable chromed	□ 8001-100	56,-

### Frame ef-230

Steel frame stackable black	■ 8001-103	
Steel frame stackable light grey	□ 8001-147	
Steel frame stackable chromed	□ 8001-100	56,-
Steel frame not stackable black	□ 8002-103	
Steel frame not stackable light grey	□ 8002-147	
Steel frame not stackable chromed	□ 8002-100	56,-

### Castors / Glides ef-220

Stainless steel glides	■ 2802	
Plastic glides	□ 2800	
Felt glides	□ 2801	11,-
Hard castors for soft flooring	□ 2700	30,-
Soft castors for hard flooring	□ 2701	30,-

### Castors / Glides ef-230

Without glides	■ 0000	
Plastic glides	□ 2800	11,-
Felt glides	□ 2801	11,-

### Miscellaneous

Fire protection version – possible in combination with membrane cover (7201-M**) and the fabrics Step or Fame		
Fame	□ 6004	10,-
Different cover for backrest with code 7103	□ 7001-***	30,-

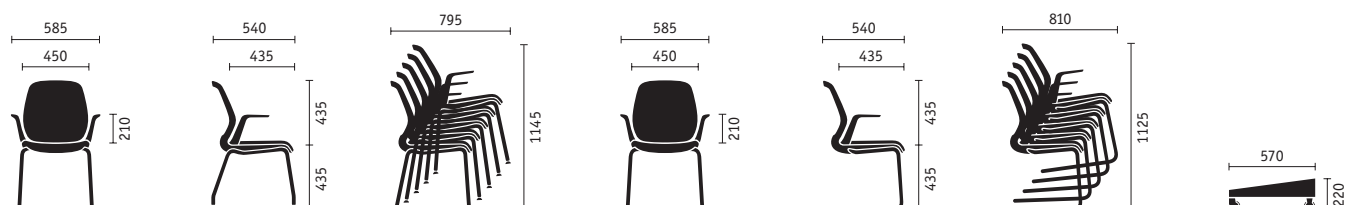
### Accessories ap-001

Stacking trolley only for 4-leg chairs	□ 6916	269,-
--	--------	-------

Membrane cover in the colours:

M90 black, M91 sand, M92 mid grey, M94 matcha, M95 light grey

Please note the information about the fabrics Morph and Steelcut Trio 3 of the Elegance Line on the page 'Covering materials'.



# Sedus se:flex specification

## ► Swivel chair, backrest with membrane cover

- Basic model**
- Backrest with flexible 3D knitted membrane, height-adjustable lumbar support, multifunctional armrests, similar mechanism with automatic weight adjustment, gas spring with mechanical depth springing, sliding seat, automatic seat forward tilt of up to 5°, plastic star base, hard castors for soft floors

- Backrest**
- 3D knitted membrane in five different colours
  - Plastic frame made of glass-fibre reinforced polyamide, either in black or light grey
  - Lumbar support (70 mm height adjustable), optional depth-adjustable comfort lumbar feature (up to 20 mm lumbar depth adjustment, adaptive system which does not require manual adjustment)
  - Backrest with flex element ensures both freedom of movement and extra support
  - Optional fully upholstered neck support with height (90 mm) and tilt adjustment (25°) for fabric models in black imitation leather; for versions in leather, neck support in the selected leather
  - Optional coat hanger

- Armrests**
- Multifunctional armrests with pads made of PUR which are integrated into the model, pivotable (40° inwards, 20° outwards), available in either black or light grey
  - Height adjustment (100 mm), depth adjustment (40 mm) and a choice of either an inside width of 480 mm when the armrest pads parallel to one another or a distance of between 340 and 600 mm between the armrest front edges when the armrest pads have been swivelled

- Mechanism**
- Similar mechanism with automatic user weight recognition with smooth force transmission
  - Seat and backrest move completely synchronously with the body
  - Synchronicity relationship between seat and backrest 1:3.5
  - Automatic adaptation to different users' body weights (leaning weights of 500 N to 1500 N, 10 N = 1 kg)
  - Backrest tilt mechanism: 26°, locking in foremost position possible or additional restriction of backrest movement at 8, 16 and 26
  - Automatic forward tilt (resulting from a shift in the user's weight) of up to 5°

- Seat**
- Flexibly mounted seat enables lateral seat movements
  - Anatomically shaped seat surface with seat pan and rounded front seat edges
  - Moulded foam (polyurethane foam)
  - Width 490 mm, depth 395 - 465 mm

- Seat height-adjustment**
- Gaslift with mechanical depth-springing: reinforced cushioning of the body's weight even in the lowest seat position, height adjustment 400 - 520 mm
  - Optional gaslift for infinitely variable height adjustment of 400 to 520 mm
  - Optional Sedo-lift mechanism III: complete cushioning of body weight, even in lowest seating position, no compression of the spine when sitting down provided by pneumatic interlock, completely free of wear and tear, mechanical failure or gas lift replacement, height adjustment between 420 - 530 mm
  - Optional gaslift for counter design with footring

- Base**
- Plastic star base (glass-fibre reinforced polyamide), black or light grey
  - Optional aluminium base polished
  - Hard or soft castors with 65 mm diameter

- Counter design**
- Fixed seat depth of 425 mm
  - Footring with 19 mm wide surface area, height-adjustable from 300 to 500 mm, diameter of 500 mm
  - Footring and gas spring in black, footring finish in brushed aluminium
  - Aluminium base, powder-coated, black, light grey or polished aluminium
  - Seat height 630 - 880 mm
  - Constantly braked castors for safe mounting with full mobility of the chair, always with soft covering for improved grip even on smooth floors, 65 mm diameter
  - Recommended for a user weight of up to 110 kg
  - GS label by TÜV Rheinland LGA Products GmbH / DIN EN 1335
  - AGR quality seal - Healthy Backs Campaign



Footring

- User weight**
- Recommended for user weights up to approx. 130 kg (in conjunction with aluminium base up to approx. 150 kg)



# Sedus se:flex specification

## Standards / Certificates

- GS label by TÜV Rheinland LGA Products GmbH / DIN EN 1335 / DIN 4573
- Ergonomics Certificate of TÜV Rheinland LGA Products GmbH
- Tested for harmful substances of TÜV Rheinland LGA Products GmbH
- QUALITY OFFICE quality seal
- GREENGUARD certified
- AGR quality seal - Healthy Backs Campaign
- Awarded BLAUER ENGEL
- All available certificates can be found at: <https://www.sedus.com/en/products/chairs/seflex>



## Design awards

- ICONIC AWARDS 2019: Interior Innovation – Selection
- German Design Award 2020, Winner



## Warranty

- 5 years [see guarantee terms]
- 30 years for Sedo-lift mechanism [see guarantee terms]

## ► Swivel chair with upholstered backrest

### Basic model

- Backrest with slim upholstery, height-adjustable lumbar support, multifunctional armrests, similar mechanism with automatic weight adjustment, gas spring with mechanical depth springing, sliding seat, automatic seat forward tilt of up to 5°, plastic star base, hard castors for soft floors

### Backrest

- Slim upholstery backrest with fabrics from the Sedus upholstery fabric collection, back always in the colour anthracite
- Plastic frame made of glass-fibre reinforced polyamide, either in black or light grey
- Lumbar support (70 mm height adjustable), optional depth-adjustable comfort lumbar feature (up to 20 mm lumbar depth adjustment, adaptive system which does not require manual adjustment)
- Backrest with flex element ensures both freedom of movement and extra support
- Optional fully upholstered neck support with height (90 mm) and tilt adjustment (25°) for fabric models in black imitation leather; for versions in leather, neck support in the selected leather
- Optional coat hanger

### Armrests

- Multifunctional armrests with pads made of PUR which are integrated into the model, pivotable (40° inwards, 20° outwards), available in either black or light grey
- Height adjustment (100 mm), depth adjustment (40 mm) and a choice of either an inside width of 480 mm when the armrest pads parallel to one another or a distance of between 340 and 600 mm between the armrest front edges when the armrest pads have been swivelled

### Mechanism

- Similar mechanism with automatic user weight recognition with smooth force transmission
- Seat and backrest move completely synchronously with the body
- Synchronicity relationship between seat and backrest 1:3
- Automatic adaptation to different users' body weights (leaning weights of 500 N to 1500 N, 10 N = 1 kg)
- Backrest tilt mechanism: 26°, locking in foremost position possible or additional restriction of backrest movement at 8, 16 and 26
- Automatic forward tilt (resulting from a shift in the user's weight) of up to 5°

### Seat

- Flexibly mounted seat enables lateral seat movements
- Anatomically shaped seat surface with seat pan and rounded front seat edges
- Moulded foam (polyurethane foam)
- Width 490 mm, depth 395 - 465 mm

# Sedus se:flex specification

- Seat height-adjustment**
- Gaslift with mechanical depth-springing: reinforced cushioning of the body's weight even in the lowest seat position, height adjustment 400 - 520 mm
  - Optional gaslift for infinitely variable height adjustment of 400 to 520 mm
  - Optional Sedo-lift mechanism III: complete cushioning of body weight, even in lowest seating position, no compression of the spine when sitting down provided by pneumatic interlock, completely free of wear and tear, mechanical failure or gas lift replacement, height adjustment between 420 - 530 mm
  - Optional gaslift for counter design with footring

- Base**
- Plastic star base (glass-fibre reinforced polyamide), black or light grey
  - Optional aluminium base polished
  - Hard or soft castors with 65 mm diameter

- Counter design**
- Fixed seat depth of 425 mm
  - Footring with 19 mm wide surface area, height-adjustable from 300 to 500 mm, diameter of 500 mm
  - Footring and gas spring in black, footring finish in brushed aluminium
  - Aluminium base, powder-coated, black, light grey or polished aluminium
  - Seat height 630 - 880 mm
  - Constantly braked castors for safe mounting with full mobility of the chair, always with soft covering for improved grip even on smooth floors, 65 mm diameter
  - Recommended for a user weight of up to 110 kg
  - GS label by TÜV Rheinland LGA Products GmbH / DIN EN 1335
  - AGR quality seal - Healthy Backs Campaign



Footring

- User weight**
- Recommended for user weights up to approx. 130 kg (in conjunction with aluminium base up to approx. 150 kg)

- Standards / Certificates**
- GS label by TÜV Rheinland LGA Products GmbH / DIN EN 1335 / DIN 4573
  - Ergonomics Certificate of TÜV Rheinland LGA Products GmbH
  - Tested for harmful substances of TÜV Rheinland LGA Products GmbH
  - QUALITY OFFICE quality seal
  - GREENGUARD certified
  - AGR quality seal - Healthy Backs Campaign
  - Awarded BLAUER ENGEL
  - All available certificates can be found at: <https://www.sedus.com/en/products/chairs/seflex>











- Design awards**
- ICONIC AWARDS 2019: Interior Innovation – Selection
  - German Design Award 2020, Winner



- Warranty**
- 5 years (see guarantee terms)
  - 30 years for Sedo-lift mechanism (see guarantee terms)

# Sedus se:flex specification

## ► Visitor chairs

<b>Backrest</b>	<ul style="list-style-type: none"><li>– Plastic frame integrated into the frame structure</li><li>– Backrest with two upholstery versions:</li><li>– 1. „Membrane“: mesh cover made from self-supporting knitted fabric</li><li>– 2. „Slim upholstery“: backrest upholstery covered with fabrics from the Sedus collection analogous to the se:flex swivel chair and grey supporting material on the reverse side</li></ul>
<b>Shell</b>	<ul style="list-style-type: none"><li>– Ergonomically shaped seat shell</li></ul>
<b>Armrests</b>	<ul style="list-style-type: none"><li>– Without armrests</li><li>– Optionally standard armrests, armrest covers 170 x 35 mm, clear width 510 mm</li></ul>
<b>Seat</b>	<ul style="list-style-type: none"><li>– Anatomically shaped seat surface with pelvis support, seat pan and rounded front edge of seat</li><li>– Upholstery thickness 50 mm</li><li>– Width 450 mm, depth 435 mm</li></ul>
<b>Frame</b>	<ul style="list-style-type: none"><li>– Four-leg chair: steel tube (round tube), Ø 22 mm, wall thickness 2.0 mm, stackable max. 5 chairs with stacking trolley, stainless steel glides, plastic or felt glides as an option</li><li>– Four-leg chair optionally with castors (Ø 37 mm), stackable up to 5 units on flat surface for storage</li><li>– Cantilever chair: steel tube (round tube), Ø 22 mm, wall thickness 2.5 mm, not stackable or stackable max. 5 chairs, plastic or felt glides as an option</li></ul>
<b>User weight</b>	<ul style="list-style-type: none"><li>– Recommended for user weights up to approx. 130 kg</li></ul>
<b>Standards / Certificates</b>	<ul style="list-style-type: none"><li>– GS label by TÜV Rheinland LGA Products GmbH / DIN EN 16139 L1 / DIN 4573</li><li>– Tested for harmful substances by TÜV Rheinland LGA Products GmbH</li><li>– GREENGUARD certified</li><li>– Awarded BLAUER ENGEL</li><li>– All available certificates can be found at: <a href="https://www.sedus.com/en/products/chairs/seflex-visitor-chair">https://www.sedus.com/en/products/chairs/seflex-visitor-chair</a></li></ul> <div><div>Schadstoffgeprüft Regelmäßige Produkt- überwachung <a href="http://www.tuv.com">www.tuv.com</a> ID: 9000043281</div><div><a href="http://www.blauer-engel.de/uz117">www.blauer-engel.de/uz117</a></div></div>
<b>Design awards</b>	<ul style="list-style-type: none"><li>– ICONIC AWARDS 2021: Interior Innovation – Selection</li><li>– Red Dot Design Award 2021, Winner</li><li>– German Design Award 2022</li></ul> <div><div>reddot winner 2021</div><div>GERMAN DESIGN AWARD WINNER 2022</div></div>
<b>Warranty</b>	<ul style="list-style-type: none"><li>– 5 years [see guarantee terms]</li></ul>

The office swivel chair for everyone. Its mix-and-match character makes it highly customisable and adaptable according to the target group as well as price segment. At the same time, the requirements for comfort, sustainability, diversity and design are met.



Swivel chair, backrest with membrane cover from 490,-



Swivel chair with upholstered backrest from 512,-






Swivel partner chair with membrane cover from 622,-



Swivel partner chair with upholstered backrest from 644,-

# Sedus se:kit

► Swivel chair, backrest with membrane cover

		9	4	2	1	0
		Atlantic Era Nova Phoenix Customer's Own	Connect Cura Fame Step Imitation leather	Remix Tempt	Morph Steelcut Trio 3	Leather
	sn-121	602,-	662,-	722,-	782,-	882,-
	sn-122	635,-	695,-	755,-	815,-	915,-
	sn-123	646,-	706,-	766,-	826,-	926,-

## Upholstery

Seat upholstered, backrest with membrane cover ■ 7201-M\*\*

## Model colour / plastic parts

black ■ 103  
light grey □ 147 37,-

## Lumbar support

No lumbar support ■ 1800  
Lumbar height adjustment with adaptive depth adjustment (sn-121, sn-123) □ 1803 28,-

## Armrests

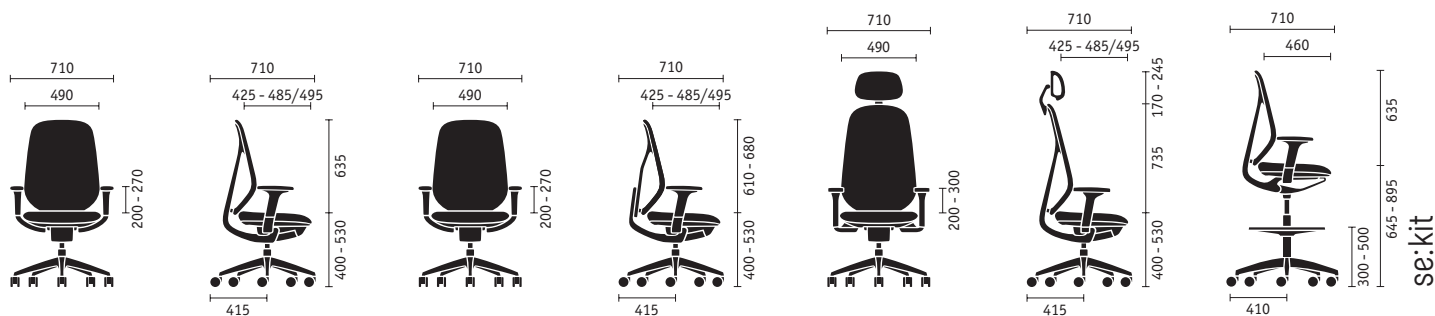
2D armrests with plastic covers ■ 3211  
Height-adjustable plastic armrests □ 3611 ./ .20,-  
2D design armrests with PUR covers □ 3294 30,-  
3D armrests with PUR covers, width adjustable without tools □ 3914 30,-  
4D armrests with soft-touch covers □ 3414 60,-  
Without armrests □ 3000 ./ .97,-

## Seat

Standard seat (not possible with Steelcut Trio 3 collection) ■ 4500  
Sliding seat (60 mm adjustment range) (with Kinetic-Swing mechanism 1113, not possible with Steelcut Trio 3 collection) □ 4502 30,-  
Sliding seat (70 mm adjustment range) (with mechanism 1112/1114/1115, not possible with Steelcut Trio 3 collection) □ 4509 30,-  
Comfort seat □ 4511 55,-  
Comfort sliding seat (60 mm adjustment range) (with Kinetic-Swing mechanism 1113) □ 4513 85,-  
Comfort sliding seat (70 mm adjustment range) (with mechanism 1112/1114/1115) □ 4512 85,-

## Mechanism

Similar mechanism with automatic weight adjustment ■ 1112  
Kinetic-Swing mechanism □ 1113 ./ .15,-  
Similar mechanism with individual weight adjustment □ 1114 27,-  
Similar mechanism with individual weight adjustment and forward tilt □ 1115 47,-



Recommended retail prices in Euro exclusive of VAT [2023.03]. All dimensions in mm. The product pictured has been measured according to the new EN 1335-1:2020 standard.

# Sedus se:kit

## ► Swivel chair, backrest with membrane cover

### Seat height-adjustment

Gaslift	■	1503	
Sedo-lift mechanism III	□	1514	50,-
Gaslift for counter design with footring (sn-121, sn-122)	□	1513	222,-

### Base

5-star plastic base black	■	2415-103	
5-star plastic base light grey	□	2415-147	
5-star aluminium base black	□	2215-103	45,-
5-star aluminium base light grey	□	2215-147	45,-
5-star aluminium base polished	□	2215-110	100,-

### Castors / Glides

Hard castors for soft flooring	■	2700	
Soft castors for hard flooring	□	2701	
Constantly braked castors (in combination with counter design, always with protection for castors)	□	2704	

### Protection for castors

With protection for castors	■	6216	
Without protection for castors	□	6226	

### Fire protection

Without fire protection	■	0000	
Fire protection version (possible in combination with the cover fabrics Step or Fame)	□	6004	10,-

### Accessories

No accessories	■	0000	
Coat hanger	□	6103	40,-
Neck support with height and tilt adjustment – in black or light grey imitation leather (colour is defined by the model colour)	□	7007	145,-
Set neck support/coat hanger	□	6237	185,-
Model prepared for retrofitting the accessories	□	6235	5,-

Membrane cover in the colours:

M5A anthracite, M5B sage, M5C melon, M5D beige, M5E light grey

Counter design for models sn-121 and sn-122 in conjunction with:

- Mechanism (1112, 1113, 1114)
- Gaslift for counter design with footring (1513)
- Aluminium base (2215)
- Constantly braked castors (2704)
- Seat (4500, 4511)

Please note the information about the fabrics Morph and Steelcut Trio 3 of the Elegance Line on the page 'Covering materials'.




For the standard seat (4500/4502/4509), the following fabrics are excluded from the product range: Customer's Own, Steelcut Trio 3

DIN EN-1335:2022

To comply with type A, the following components must be selected: height-adjustable backrest (sn-122), 4D armrests (3414), sliding seat (4509 or 4512), Similar mechanism (1112, 1114 or 1115), gaslift (1503). All other configurations correspond to type B.

Sedus se:kit

► Swivel chair with upholstered backrest

	sn-101	9	4	2	1	0
		Atlantic	Connect	Remix	Morph	Leather
		Era	Cura	SILVERTEX®	Steelcut Trio 3	
		Nova	Fame	Tempt		
		Phoenix	Step			
Customer's Own	Imitation leather					
		624,-	684,-	744,-	804,-	904,-
<hr/>						
	sn-102					
		656,-	716,-	776,-	836,-	936,-
<hr/>						
	sn-103					
		667,-	727,-	787,-	847,-	947,-

### Upholstery

Seat and backrest upholstered	■	7103
-------------------------------	---	------

## Backrest

Cover backrest as seat	■ 0000	
Different cover for backrest	□ 7001	30,-

**Model colour / plastic parts**

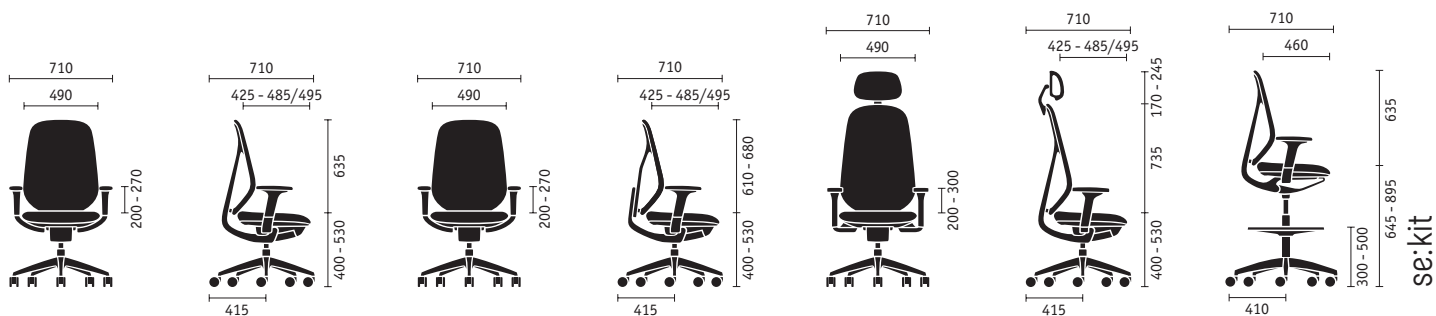
black	■	103	
light grey	□	147	37,-

### Lumbar support

No lumbar support	■	1800	
Lumbar height adjustment with adaptive depth adjustment (sn-101, sn-103)	□	1803	28,-

## Armrests

2D armrests with plastic covers	■	3211	
Height-adjustable plastic armrests	□	3611	./20,-
2D design armrests with PUR covers	□	3294	30,-
3D armrests with PUR covers, width adjustable without tools	□	3914	30,-
4D armrests with soft-touch covers	□	3414	60,-
Without armrests	□	3000	./97,-



# Sedus se:kit

## ► Swivel chair with upholstered backrest

### Seat

Standard seat [not possible with Steelcut Trio 3 collection]	■	4500	
Sliding seat [60 mm adjustment range] [with Kinetic-Swing mechanism 1113, not possible with Steelcut Trio 3 collection]	□	4502	30,-
Sliding seat [70 mm adjustment range] [with mechanism 1112/1114/1115, not possible with Steelcut Trio 3 collection]	□	4509	30,-
Comfort seat	□	4511	55,-
Comfort sliding seat [60 mm adjustment range] [with Kinetic-Swing mechanism 1113]	□	4513	85,-
Comfort sliding seat [70 mm adjustment range] [with mechanism 1112/1114/1115]	□	4512	85,-

### Mechanism

Similar mechanism with automatic weight adjustment	■	1112	
Kinetic-Swing mechanism	□	1113	./ .15,-
Similar mechanism with individual weight adjustment	□	1114	27,-
Similar mechanism with individual weight adjustment and forward tilt	□	1115	47,-

### Seat height-adjustment

Gaslift	■	1503	
Sedo-lift mechanism III	□	1514	50,-
Gaslift for counter design with footring [sn-101, sn-102]	□	1513	222,-

### Base

5-star plastic base black	■	2415-103	
5-star plastic base light grey	□	2415-147	
5-star aluminium base black	□	2215-103	45,-
5-star aluminium base light grey	□	2215-147	45,-
5-star aluminium base polished	□	2215-110	100,-

### Castors / Glides

Hard castors for soft flooring	■	2700	
Soft castors for hard flooring	□	2701	
Constantly braked castors [in combination with counter design, always with protection for castors]	□	2704	

### Protection for castors

With protection for castors	■	6216	
Without protection for castors	□	6226	

### Fire protection

Without fire protection	■	0000	
Fire protection version – possible in combination with the cover fabrics Step or Fame	□	6004	15,-

### Accessories

No accessories	■	0000	
Coat hanger	□	6103	40,-
Neck support with height and tilt adjustment – in black or light grey imitation leather [colour is defined by the model colour]	□	7007	145,-
Set neck support/coat hanger	□	6237	185,-
Model prepared for retrofitting the accessories	□	6235	5,-

Counter design for models sn-101 and sn-102 in conjunction with:

- Mechanism code 1112, 1113, 1114
- Gaslift for counter design with footring code 1513
- Aluminium base code 2215
- Constantly braked castors code 2704
- Seat code 4500, 4511

Please note the information about the fabrics Morph and Steelcut Trio 3 of the Elegance Line on the page 'Covering materials'.

For the standard seat [code 4500/4502/4509], the following fabrics are excluded from the product range: Customer's Own, Steelcut Trio 3



DIN EN-1335:2022

To comply with type A, the following components must be selected: height-adjustable backrest [sn-102], 4D armrests [3414], sliding seat [4509 or 4512], Similar mechanism [1112, 1114 or 1115], gaslift [1503]. All other configurations correspond to type B.



# Sedus se:kit

## ► Swivel partner chair with membrane cover

		9	4	2	1	0
		Atlantic Era Nova Phoenix Customer's Own	Connect Cura Fame Step Imitation leather	Remix Tempt	Morph Steelcut Trio 3	Leather
	sn-271	667,-	727,-	787,-	847,-	947,-
	sn-273	714,-	774,-	834,-	894,-	994,-

### Upholstery

Seat upholstered, backrest with membrane cover ■ 7201-M\*\*

### Model colour / plastic parts

black ■ 103  
light grey □ 147 37,-

### Armrests

2D design armrests with PUR covers ■ 3294

### Seat

Standard seat (not possible with Steelcut Trio 3 collection) ■ 4500  
Comfort seat □ 4511 55,-

### Mechanism

Kinetic-Swing mechanism ■ 1113

### Seat height-adjustment

Gaslift ■ 1503  
Sedo-lift mechanism III □ 1514 50,-

### Base

4-star aluminium base black ■ 2214-103  
4-star aluminium base light grey □ 2214-147  
4-star aluminium base polished □ 2214-110 55,-  
5-star aluminium base black □ 2215-103  
5-star aluminium base light grey □ 2215-147  
5-star aluminium base polished □ 2215-110 55,-  
5-star plastic base black □ 2415-103 ./45,-  
5-star plastic base light grey □ 2415-147 ./45,-

### Castors / Glides

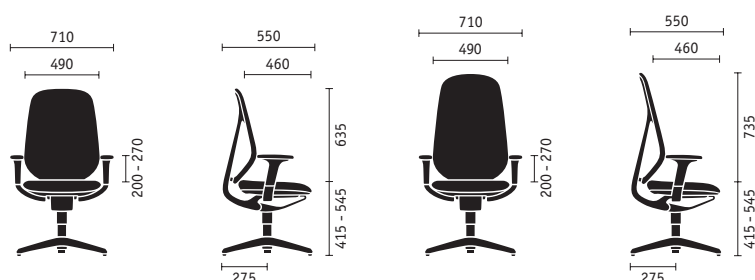
Felt glides (4-star aluminium base) ■ 2801  
Plastic glides (4-star aluminium base) □ 2800  
Hard castors for soft flooring □ 2700  
Soft castors for hard flooring □ 2701

### Protection for castors

With protection for castors ■ 6216  
Without protection for castors □ 6226

### Fire protection

Without fire protection ■ 0000  
Fire protection version - possible in combination with the cover fabrics Step or Fame □ 6004 10,-



# Sedus se:kit

## ► Swivel partner chair with membrane cover

Membrane cover in the colours:



M5A anthracite, M5B sage, M5C melon, M5D beige, M5E light grey

Please note the information about the fabrics Morph and Steelcut Trio 3 of the Elegance Line on the page 'Covering materials'.

For the standard seat (code 4500), the following fabrics are excluded from the product range: Customer's Own, Steelcut Trio 3

# Sedus se:kit

## ► Swivel partner chair with upholstered backrest

		9	4	2	1	0
		Atlantic Era Nova Phoenix Customer's Own	Connect Cura Fame Step Imitation leather	Remix SILVERTEX® Tempt	Morph Steelcut Trio 3	Leather
	sn-201	689,-	749,-	808,-	869,-	969,-
	sn-203	736,-	796,-	856,-	916,-	1.016,-

### Upholstery

Seat and backrest upholstered	■	7103
-------------------------------	---	------

### Backrest

Cover backrest as seat	■	0000
Different cover for backrest	□	7001 30,-

### Model colour / plastic parts

black	■	103
light grey	□	147 37,-

### Armrests

2D design armrests with PUR covers	■	3294
------------------------------------	---	------

### Seat

Standard seat (not possible with Steelcut Trio 3 collection)	■	4500
Comfort seat	□	4511 55,-

### Mechanism

Kinetic-Swing mechanism	■	1113
-------------------------	---	------

### Seat height-adjustment

Gaslift	■	1503
Sedo-lift mechanism III	□	1514 50,-

### Base

4-star aluminium base black	■	2214-103
4-star aluminium base light grey	□	2214-147
4-star aluminium base polished	□	2214-110 55,-
5-star aluminium base black	□	2215-103
5-star aluminium base light grey	□	2215-147
5-star aluminium base polished	□	2215-110 55,-
5-star plastic base black	□	2415-103 ./ 45,-
5-star plastic base light grey	□	2415-147 ./ 45,-

### Castors / Glides

Felt glides (4-star aluminium base)	■	2801
Plastic glides (4-star aluminium base)	□	2800
Hard castors for soft flooring	□	2700
Soft castors for hard flooring	□	2701

### Protection for castors

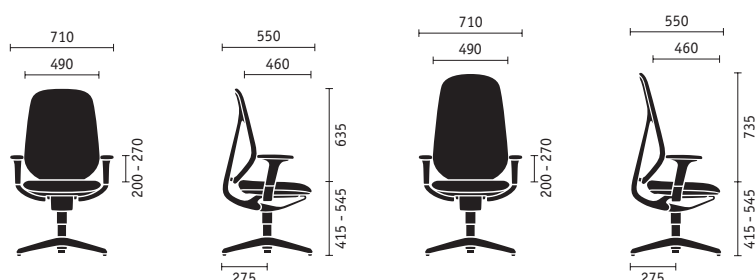
With protection for castors	■	6216
Without protection for castors	□	6226

### Fire protection

Without fire protection	■	0000
Fire protection version - possible in combination with the cover fabrics Step or Fame	□	6004 15,-




Please note the information about the fabrics Morph and Steelcut Trio 3 of the Elegance Line on the page 'Covering materials'.

For the standard seat (code 4500), the following fabrics are excluded from the product range: Customer's Own, Steelcut Trio 3



# Sedus se:kit

► Accessories


	<b>sn-001/7007</b> Neck support with height and tilt adjustment	145,-
	<b>sn-001/6103</b> Coat hanger	40,-
	<b>sn-001/6237</b> Set neck support/ coat hanger	185,-

The coat hanger is available in model colour black [103] or light grey [147].

The neck support is available in the model colour black [103] with black imitation leather or in the model colour light grey [147] with light grey imitation leather.


# Sedus se:kit specification

## ► Swivel chair, backrest with membrane cover

<b>Basic model</b>	<ul style="list-style-type: none"> <li>– Back covered with a 3D knitted membrane, 2D armrests with plastic covers, standard seat, Similar mechanism with automatic weight adjustment, gaslift, 5-star plastic base, model colour black, hard castors for soft flooring, with protection for castors</li> </ul>
<b>Backrest</b>	<ul style="list-style-type: none"> <li>– Large, ergonomically shaped backrest, suitable for any body size</li> <li>– Back covered with a 3D knitted membrane, air- and moisture-permeable, wrinkle free</li> <li>– Plastic frame in the selected model colour</li> <li>– Height adjustment of backrest 70 mm [sn-122], lumbar height adjustment with additional depth adjustment available [sn-121/sn-123]</li> <li>– Optional height-adjustable and swivel neck support in imitation leather, adjustment range 90 mm, tilt to front 25°</li> <li>– Coat hangers available individually or as a set with neck support</li> </ul>
<b>Armrests</b>	<ul style="list-style-type: none"> <li>– Ergonomically shaped plastic armrests [3211] for relieving stress in the shoulders and neck muscles, armrest support and armrest shaft colour depending on the model colour, armrest pad colour always in black</li> <li>– Optional height-adjustable plastic armrests [3611]</li> <li>– Optional 2D design armrests with PUR covers [3294], height-adjustable, movable pad</li> <li>– Optional 3D armrests with PUR covers [3914], height- and width-adjustable, movable pad, armrest support width adjustment (no tools required)</li> <li>– Optionally available 4D adjustable armrests with Softtouch pads [3414], height- and width-adjustable, movable pad, armrest support width adjustment (no tools required)</li> </ul>
<b>Mechanism</b>	<ul style="list-style-type: none"> <li>– Similar mechanism with automatic weight adjustment recognition with smooth force transmission in black</li> <li>– Optional Kinetic-Swing mechanism: Innovative kinematic motion concept without mechanical linkage for non-territorial areas of application. Ergonomically intuitive seat comfort without complicated adjustments by the user.</li> <li>– Optional Similar mechanism with individual weight adjustment with an opening angle of 18° in black</li> <li>– Optional Similar mechanism with individual weight adjustment and forward tilt up to 4°</li> </ul>
<b>Seat</b>	<ul style="list-style-type: none"> <li>– Ergonomically and anatomically shaped 5-zone seat ensures even pressure distribution and long-lasting sitting comfort for any body size</li> <li>– Padded seat with PUR upholstery foam</li> <li>– Standard seat: foam thickness approx. 55 mm, upholstery thickness 55 mm</li> <li>– Comfort seat: foam thickness approx. 60 mm, upholstery thickness 60 mm</li> <li>– Optional sliding seat with seat depth 425 - 485/495 mm</li> </ul>
<b>Seat height-adjustment</b>	<ul style="list-style-type: none"> <li>– Continuous gas spring height adjustment</li> <li>– Optional Sedo-lift mechanism III: complete cushioning of body weight, even in lowest seating position, no compression of the spine when sitting down provided by pneumatic interlock, completely free of wear and tear, mechanical failure or gas lift replacement</li> <li>– Optional gaslift for counter design with footring</li> </ul>
<b>Base</b>	<ul style="list-style-type: none"> <li>– 5-star plastic base in black or light grey</li> <li>– Optional 5-star aluminium base in black, polished or light grey</li> <li>– Hard or soft castors with 65 mm diameter</li> </ul>
<b>Counter design</b>	<ul style="list-style-type: none"> <li>– Footring with 19 mm wide surface area, height-adjustable from 300 to 500 mm, diameter of 500 mm</li> <li>– Footring and gas spring in black, footring finish in brushed aluminium</li> <li>– Seat height 645 - 895 mm</li> <li>– Constantly braked castors for safe mounting with full mobility of the chair, always with soft covering for improved grip even on smooth floors, 65 mm diameter</li> <li>– Recommended for user weights up to 110 kg</li> </ul> <div>  <p>Footring</p> </div>
<b>User weight</b>	<ul style="list-style-type: none"> <li>– Recommended for user weights up to 150 kg</li> </ul>
<b>Warranty</b>	<ul style="list-style-type: none"> <li>– 5 years [see guarantee terms]</li> <li>– 30 years for Sedo-lift mechanism [see guarantee terms]</li> </ul>

# Sedus se:kit specification

## ► Swivel chair with upholstered backrest

<b>Basic model</b>	<ul style="list-style-type: none"> <li>– Upholstered backrest, 2D armrests with plastic covers, standard seat, Similar mechanism with automatic weight adjustment, gaslift, 5-star plastic base, model colour black, hard castors for soft flooring, with protection for castors</li> </ul>
<b>Backrest</b>	<ul style="list-style-type: none"> <li>– Large, ergonomically shaped backrest, suitable for any body size</li> <li>– Upholstered backrest with fabrics and leather from the Sedus collection, back cover: Harlequin, for model colour black in black and for model colour light grey in light grey, upholstery thickness 45 mm</li> <li>– Plastic frame in the selected model colour</li> <li>– Height adjustment of backrest 70 mm [sn-102], lumbar height adjustment with additional depth adjustment available [sn-101/sn-103]</li> <li>– Optional height-adjustable and swivel neck support in black imitation leather, adjustment range 90 mm, tilt to front 25°</li> <li>– Coat hangers available individually or as a set with neck support</li> </ul>
<b>Armrests</b>	<ul style="list-style-type: none"> <li>– Ergonomically shaped plastic armrests [3211] for relieving stress in the shoulders and neck muscles, armrest support and armrest shaft colour depending on the model colour, armrest pad colour always in black</li> <li>– Optional height-adjustable plastic armrests [3611]</li> <li>– Optional 2D design armrests with PUR covers [3294], height-adjustable, movable pad</li> <li>– Optional 3D armrests with PUR covers [3914], height- and width-adjustable, movable pad, armrest support width adjustment (no tools required)</li> <li>– Optionally available 4D adjustable armrests with Softtouch pads [3414], height- and width-adjustable, movable pad, armrest support width adjustment (no tools required)</li> </ul>
<b>Mechanism</b>	<ul style="list-style-type: none"> <li>– Similar mechanism with automatic weight adjustment recognition with smooth force transmission in black</li> <li>– Optional Kinetic-Swing mechanism: Innovative kinematic motion concept without mechanical linkage for non-territorial areas of application. Ergonomically intuitive seat comfort without complicated adjustments by the user.</li> <li>– Optional Similar mechanism with individual weight adjustment with an opening angle of 18° in black</li> <li>– Optional Similar mechanism with individual weight adjustment and forward tilt up to 4°</li> </ul>
<b>Seat</b>	<ul style="list-style-type: none"> <li>– Ergonomically and anatomically shaped 5-zone seat ensures even pressure distribution and long-lasting sitting comfort for any body size</li> <li>– Padded seat with PUR upholstery foam</li> <li>– Standard seat: foam thickness approx. 55 mm, upholstery thickness 55 mm</li> <li>– Comfort seat: foam thickness approx. 60 mm, upholstery thickness 60 mm</li> <li>– Optional sliding seat with seat depth 425 - 485/495 mm</li> </ul>
<b>Seat height-adjustment</b>	<ul style="list-style-type: none"> <li>– Continuous gas spring height adjustment</li> <li>– Optional Sedo-lift mechanism III: complete cushioning of body weight, even in lowest seating position, no compression of the spine when sitting down provided by pneumatic interlock, completely free of wear and tear, mechanical failure or gas lift replacement</li> <li>– Optional gaslift for counter design with footring</li> </ul>
<b>Base</b>	<ul style="list-style-type: none"> <li>– 5-star plastic base in black or light grey</li> <li>– Optional 5-star aluminium base in black, polished or light grey</li> <li>– Hard or soft castors with 65 mm diameter</li> </ul>
<b>Counter design</b>	<ul style="list-style-type: none"> <li>– Footring with 19 mm wide surface area, height-adjustable from 300 to 500 mm, diameter of 500 mm</li> <li>– Footring and gas spring in black, footring finish in brushed aluminium</li> <li>– Seat height 645 - 895 mm</li> <li>– Constantly braked castors for safe mounting with full mobility of the chair, always with soft covering for improved grip even on smooth floors, 65 mm diameter</li> <li>– Recommended for user weights up to 110 kg</li> </ul> <div>  <p>Footring</p> </div>
<b>User weight</b>	<ul style="list-style-type: none"> <li>– Recommended for user weights up to 150 kg</li> </ul>
<b>Warranty</b>	<ul style="list-style-type: none"> <li>– 5 years [see guarantee terms]</li> <li>– 30 years for Sedo-lift mechanism [see guarantee terms]</li> </ul>



Footring

# Sedus se:kit specification

## ► Swivel partner chair with membrane cover

<b>Basic model</b>	<ul style="list-style-type: none"> <li>– Back covered with a 3D knitted membrane, 2D design armrests, standard seat, Kinetic-Swing mechanism, gaslift, 4-star aluminium base, model colour black, felt glides</li> </ul>
<b>Backrest</b>	<ul style="list-style-type: none"> <li>– Large, ergonomically shaped backrest, suitable for any body size</li> <li>– Back covered with a 3D knitted membrane, air- and moisture-permeable, wrinkle free</li> <li>– Plastic frame in the selected model colour</li> </ul>
<b>Armrests</b>	<ul style="list-style-type: none"> <li>– 2D design armrests with PUR covers, height-adjustable, movable pad</li> </ul>
<b>Mechanism</b>	<ul style="list-style-type: none"> <li>– A forward [5°] and slight sideways rocking action encourages ergonomically beneficial changes of position and dynamic working styles</li> <li>– Automatic user weight recognition with smooth force transmission</li> <li>– Intuitive quick adjustment</li> <li>– Support pressure of the backrest automatically adjusts to the user/body weight</li> <li>– Opening angle of the mechanism: 18°</li> </ul>
<b>Seat</b>	<ul style="list-style-type: none"> <li>– Ergonomically and anatomically shaped 5-zone seat ensures even pressure distribution and long-lasting sitting comfort for any body size</li> <li>– Padded seat with PUR upholstery foam</li> <li>– Standard seat: foam thickness approx. 55 mm, upholstery thickness 55 mm</li> <li>– Comfort seat: foam thickness approx. 60 mm, upholstery thickness 60 mm</li> </ul>
<b>Seat height-adjustment</b>	<ul style="list-style-type: none"> <li>– Continuous gas spring height adjustment</li> <li>– Optional Sedo-lift mechanism III: complete cushioning of body weight, even in lowest seating position, no compression of the spine when sitting down provided by pneumatic interlock, completely free of wear and tear, mechanical failure or gas lift replacement</li> </ul>
<b>Base</b>	<ul style="list-style-type: none"> <li>– 4-star aluminium base in black, polished or light grey, plastic / felt glides or hard / soft castors with 65 mm diameter</li> <li>– Optional 5-star aluminium base in black, polished or light grey, hard or soft castors with 65 mm diameter</li> <li>– Optional 5-star plastic base, in black or light grey, hard or soft castors with 65 mm diameter</li> </ul>
<b>User weight</b>	<ul style="list-style-type: none"> <li>– Recommended for user weights up to 150 kg</li> </ul>
<b>Warranty</b>	<ul style="list-style-type: none"> <li>– 5 years (see guarantee terms)</li> <li>– 30 years for Sedo-lift mechanism (see guarantee terms)</li> </ul>

## ► Swivel partner chair with upholstered backrest

<b>Basic model</b>	<ul style="list-style-type: none"> <li>– Upholstered backrest, 2D design armrests, standard seat, Kinetic-Swing mechanism, gaslift, 4-star aluminium base, model colour black, felt glides</li> </ul>
<b>Backrest</b>	<ul style="list-style-type: none"> <li>– Large, ergonomically shaped backrest, suitable for any body size</li> <li>– Upholstered backrest with fabrics and leather from the Sedus collection, back cover: Harlequin, for model colour black in black and for model colour light grey in light grey, upholstery thickness 45 mm</li> <li>– Plastic frame in the selected model colour</li> </ul>
<b>Armrests</b>	<ul style="list-style-type: none"> <li>– 2D design armrests with PUR covers, height-adjustable, movable pad</li> </ul>
<b>Mechanism</b>	<ul style="list-style-type: none"> <li>– A forward [5°] and slight sideways rocking action encourages ergonomically beneficial changes of position and dynamic working styles</li> <li>– Automatic user weight recognition with smooth force transmission</li> <li>– Intuitive quick adjustment</li> <li>– Support pressure of the backrest automatically adjusts to the user/body weight</li> <li>– Opening angle of the mechanism: 18°</li> </ul>
<b>Seat</b>	<ul style="list-style-type: none"> <li>– Ergonomically and anatomically shaped 5-zone seat ensures even pressure distribution and long-lasting sitting comfort for any body size</li> <li>– Padded seat with PUR upholstery foam</li> <li>– Standard seat: foam thickness approx. 55 mm, upholstery thickness 55 mm</li> <li>– Comfort seat: foam thickness approx. 60 mm, upholstery thickness 60 mm</li> </ul>

# Sedus se:kit specification

---

- |                               |  |
|-------------------------------|--|
| <b>Seat height-adjustment</b> | <ul style="list-style-type: none"><li>- Continuous gas spring height adjustment</li><li>- Optional Sedo-lift mechanism III: complete cushioning of body weight, even in lowest seating position, no compression of the spine when sitting down provided by pneumatic interlock, completely free of wear and tear, mechanical failure or gas lift replacement</li></ul> |
|-------------------------------|--|
- 

- |             |   |
|-------------|---|
| <b>Base</b> | <ul style="list-style-type: none"><li>- 4-star aluminium base in black, polished or light grey, plastic / felt glides or hard / soft castors with 65 mm diameter</li><li>- Optional 5-star aluminium base in black, polished or light grey, hard or soft castors with 65 mm diameter</li><li>- Optional 5-star plastic base, in black or light grey, hard or soft castors with 65 mm diameter</li></ul> |
|-------------|---|
- 

- |                    |   |
|--------------------|---|
| <b>User weight</b> | <ul style="list-style-type: none"><li>- Recommended for user weights up to 150 kg</li></ul> |
|--------------------|---|
- 

- |                 |  |
|-----------------|--|
| <b>Warranty</b> | <ul style="list-style-type: none"><li>- 5 years (see guarantee terms)</li><li>- 30 years for Sedo-lift mechanism (see guarantee terms)</li></ul> |
|-----------------|--|
-



Sedus black dot air combines the filigree but non-transparent styling of a mesh with the comfort of a fully upholstered chair. The textured AIR KNIT fabric envelops your back as soon as you sit down and a provides feeling of comfort and cosiness.



Swivel chair from 771,-



# Sedus black dot air

## ► Swivel chair



bd-125

9	4	2	1	0
Atlantic	Connect	Remix	Morph	Leather
Era	Cura	Tempt	Steelcut Trio 3	
Nova	Fame	Customer's Own		
Phoenix	Pure	Leather		
Customer's Own	Step			
	Imitation leather			
897,-	928,-	952,-	1.003,-	1.226,-

### Upholstery

Seat upholstered, backrest with membrane cover	■	7201-M**
--	---	----------

### Model colour / plastic parts

black	■	103
light grey	□	147 37,-

### Armrests

Height-adjustable plastic armrests	■	3611
4D armrests with soft-touch covers	□	3414 51,-
4D armrests with soft-touch covers and polished aluminium support	□	3484 70,-
Without armrests	□	3000 ./106,-

### Mechanism

Similar mechanism with tension control	■	1101
Similar mechanism with tension control and forward tilt 4°	□	1105 34,-

### Seat height-adjustment

Gaslift	■	1503
Sedo-lift mechanism III	□	1514 50,-

### Base

Base and backrest support made of plastic – the model colour determines the foot colour	■	2403
---	---	------

### Miscellaneous

Soft castors for hard flooring	□	6001
Sliding seat (adjustment range 60 mm)	□	6003 64,-
No lumbar support	□	6016 ./20,-
Lumbar support depth adjustment	□	6036 28,-
Backrest support with stronger backrest pressure	□	6107 35,-
Without transportation protection for castors	□	6226
Neck support with height and tilt adjustment in black imitation leather for models in fabric, for models in leather, the leather colour matches the upholstery choice	□	7007 145,-
Coat hanger (in conjunction with code 7007)	□	6103 40,-

Membrane cover in the colours:

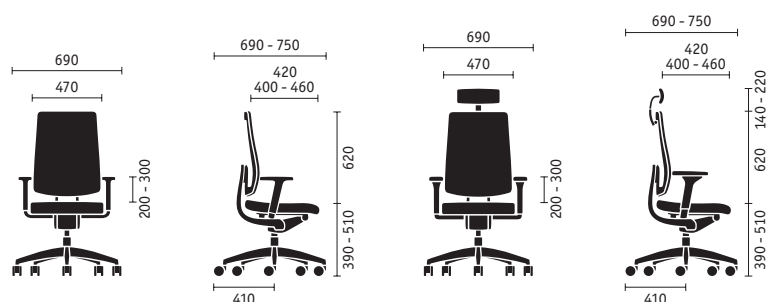
M87 light grey, M89 blue, M8L black, M8M beige, M8N olive green

The armrests [3611, 3484] are always black, the 4D armrests [3414] come in the colour of the model.

The colour of the model determines the colour of the star base and the backrest support.

Please note the information about the fabrics Morph and Steelcut Trio 3 of the Elegance Line on the page 'Covering materials'.

black dot air

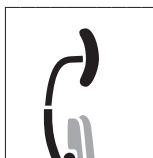


# Sedus black dot air specification

## ► Swivel chair

- Basic model**
- Backrest with textured knitted fabric, height-adjustable lumbar support, height-adjustable plastic armrests, Similar mechanism with tension control, gaslift, plastic base black, model colour black, hard castors for soft flooring

- Backrest**
- Plastic frame made of fibreglass-reinforced polyamide. The textured AIR KNIT fabric envelops your back as soon as you sit down and a provides feeling of comfort and cosiness.
  - Integrated height-adjustable (80 mm) and optionally depth-adjustable (10 mm) lumbar support
  - Due to the dorsokinetic joint the backrest has an additional degree of freedom of 15° for backward movements and of 8° for lateral movements of the upper body
  - Optional covered neck support with height (80 mm) and tilt adjustment (25°), for models in fabric in black imitation leather, for models in leather, the leather colour matches the upholstery choice
  - Optional coat-hanger in conjunction with neck support



Height-adjustable neck support

- Armrests**
- Height-adjustable plastic armrests (3611) in black, height adjustment 100 mm (200 - 300 mm), clear width 490 - 520 mm
  - Optionally available 4D adjustable armrests with Softtouch pads, in model colour (3414) or in black with polished aluminium support (3484), height adjustment 100 mm (200 - 300 mm), inside width 450 - 500 mm with parallel armrests, inside width 360 - 510 mm by swivelling the pads (distance between armrest front edges)



Height-adjustable plastic armrests



4D armrests with soft-touch covers

- Mechanism**
- Similar mechanism with tension control: balanced force curve due to coordinated spring concept
  - Seat and backrest move completely synchronised with the body
  - Synchronicity relationship between seat and backrest 1:2.7
  - Adaptation to different user weights enables sensitive latching of the rapid adjustment mechanism (leaning pressure 450 - 1200N and 550 - 1500N [stronger spring] [10N = 1 kg])
  - Backrest inclination to approx. 32°, can be locked in virtually continuously variable manner (11 different settings)
  - Permanent back support even when the backrest is inclined backwards at a wide angle, due to uniform force distribution of the mechanical springs
  - Optional seat tilt adjustment (+0°; -2°; -4°), less pressure against the thighs without the user sliding out of the seat pan

- Seat**
- Anatomically shaped seating surface with pelvis support, seat hollow and rounded front edge of seat
  - Shaped foam (polyurethane foam)
  - Width 470 mm, depth 420 mm; optional sliding seat with seat depth 400 - 460 mm

- Seat height-adjustment**
- Gaslift for infinitely variable height adjustment 390 - 510 mm
  - Optional Sedo-lift mechanism III: complete cushioning of body weight, even in lowest seating position, no compression of the spine when sitting down provided by pneumatic interlock, completely free of wear and tear, mechanical failure or gas lift replacement, height adjustment between 420 - 530 mm

- Base**
- Plastic star base (glass-fibre reinforced polyamide), black or light grey, hard or soft castors with 65 mm diameter

- User weight**
- Recommended for user weights up to 130 kg

# Sedus black dot air specification

---

## Standards / Certificates

- GS label by TÜV Rheinland LGA Products GmbH / DIN EN 1335 / DIN 4573
- QUALITY OFFICE Certificate
- GREENGUARD Certificate
- All available certificates can be found at: <https://www.sedus.com/en/products/chairs/black-dot-air>



---

## Warranty

- 5 years (see guarantee terms)
  - 30 years for Sedo-lift mechanism (see guarantee terms)
-

# black dot net

sedus

black dot net scores with a unique appearance, special seating comfort and a transparent membrane backrest. Thanks to the patented dorsokinetics it follows and supports all backward and sideways movements.



Swivel chair from 753,-



Swivel chair with a counter design from 1.176,-



4-leg visitor chair from 498,-



Cantilever visitor chair from 567,-

# Sedus black dot net

## ► Swivel chair



bd-122

9	4	2	1	0
Atlantic	Connect	Remix	Morph	Leather
Era	Cura	Tempt	Steelcut Trio 3	
Nova	Fame	Customer's Own		
Phoenix	Pure	Leather		
Customer's Own	Step			
	Imitation leather			
974,-	1.003,-	1.028,-	1.076,-	1.300,-

### Upholstery

Seat upholstered, backrest with membrane cover	■	7201-M**	
--	---	----------	--

### Model colour / plastic parts

black	■	103	
light grey (possible in combination with plastic base 2403)	□	147	37,-

### Armrests

Height-adjustable plastic armrests	■	3611	
4D armrests with soft-touch covers	□	3414	51,-
4D armrests with soft-touch covers and polished aluminium support	□	3484	70,-
Without armrests	□	3000	./106,-

### Mechanism

Similar mechanism with tension control	■	1101	
Similar mechanism with tension control and forward tilt 4°	□	1105	34,-

### Seat height-adjustment

Sedo-lift mechanism III	■	1514	
Gaslift	□	1503	./50,-
Gaslift for counter design with footring (possible in combination with aluminium base 2203)	□	1513	222,-

### Base

Aluminium base black	■	2203-103	
Aluminium base white aluminium	□	2203-119	
Aluminium base polished	□	2203-110	110,-
Base and backrest support made of plastic – the model colour determines the foot colour	□	2403	./45,-

### Miscellaneous

Soft castors for hard flooring – not for counter design	□	6001	
Sliding seat (adjustment range 60 mm) – not for counter design	□	6003	64,-
Fire protection version – possible in combination with cover fabrics Fame or Step	□	6004	10,-
No lumbar support	□	6016	./20,-
Lumbar support depth adjustment	□	6036	28,-
Backrest support with stronger backrest pressure	□	6107	35,-
Without transportation protection for castors	□	6226	
Footrest for counter frame	□	6233	73,-
Neck support with height and tilt adjustment in black imitation leather for models in fabric, for models in leather, the leather colour matches the upholstery choice	□	7007	145,-
Coat hanger (in conjunction with code 7007)	□	6103	40,-

The backrest support always matches the star base, so a swivel chair with a polished star base automatically comes with a polished backrest support. The armrests [3611, 3484] are always black, the 4D armrests [3414] come in the colour of the model.

Membrane cover in the colours:

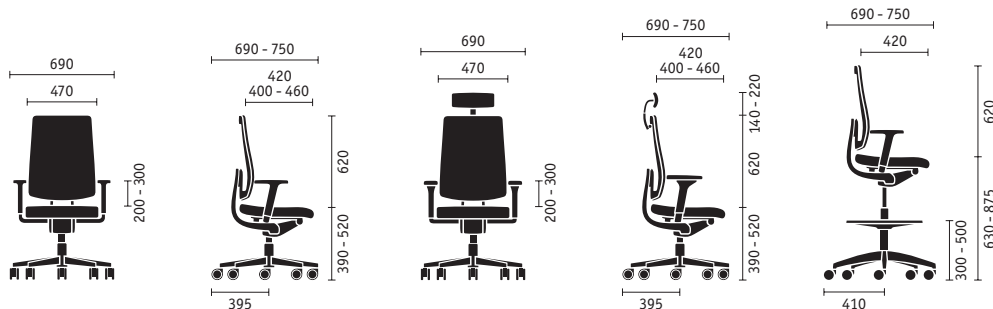
M42 black, M43 grey, M44 dark red, M45 light-grey, M46 olive green

Counter design in conjunction with:

- Similar mechanism code 1101
- Gaslift for counter design with footring code 1513
- Aluminium base code 2203
- Armrests code 3611, 3414 or 3484
- Constantly braked castors
- Optional footrest code 6233



Please note the information about the fabrics Morph and Steelcut Trio 3 of the Elegance Line on the page 'Covering materials'.

black dot net



# Sedus black dot net

## ► Visitor chairs

		9	4	2	1	0
		Atlantic	Connect	Remix	Morph	Leather
		Era	Cura	Tempt	Steelcut Trio 3	
		Nova	Fame	Customer's Own		
		Phoenix	Pure	Leather		
		Customer's Own	Step			
			Imitation leather			
	bd-228	567,-	593,-	612,-	646,-	882,-
	bd-236	567,-	593,-	612,-	646,-	882,-

### Upholstery

Seat upholstered, backrest with membrane cover ■ 7201-M\*\*

Membrane cover in the colours:

M42 black, M43 grey, M44 dark red, M45 light-grey, M46 olive green

### Model colour / plastic parts

black ■ 103

Please note the information about the fabrics Morph and Steelcut Trio 3 of the Elegance Line on the page 'Covering materials'.

### Armrests

Fixed armrests made of plastic ■ 3110  
Without armrests for bd-228 □ 3000 ./ .69,-

### Frame bd-228

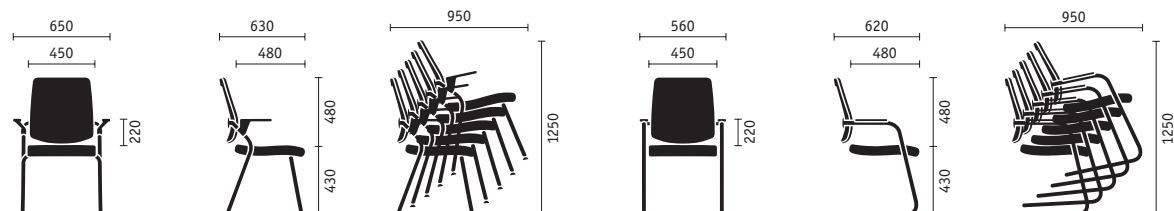
Steel frame stackable black ■ 8001-103  
Steel frame stackable white aluminium □ 8001-119  
Steel frame stackable chromed □ 8001-100 61,-

### Frame bd-236

Steel frame not stackable black ■ 8002-103  
Steel frame not stackable white aluminium □ 8002-119  
Steel frame not stackable chromed □ 8002-100 61,-  
Steel frame stackable black □ 8001-103  
Steel frame stackable white aluminium □ 8001-119  
Steel frame stackable chromed □ 8001-100 61,-

### Miscellaneous

Fire protection version – possible in combination with  
cover fabrics Fame or Step □ 6004 10,-  
Felt glides □ 6201 11,-  
Plastic glides for bd-228 □ 6202  
Plastic glides for bd-236 □ 6202 11,-



# Sedus black dot net specification

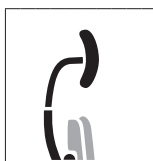
## ► Swivel chair

### Basic model

- Backrest with membrane cover, height-adjustable lumbar support, height-adjustable plastic armrests, Similar mechanism with tension control, Sedo-lift mechanism, aluminium base black, model colour black, hard castors for soft flooring

### Backrest

- Membrane available in 5 different colours
- Plastic frame made of fibreglass-reinforced polyamide, covered with a 3D woven-knitted membrane, air- and moisture-permeable, wrinkle free, easy to clean, corresponding resilience of the membrane to retain the shape of the backrest
- Integrated height-adjustable (80 mm) and optionally depth-adjustable (10 mm) lumbar support
- Due to the dorsokinetic joint the backrest has an additional degree of freedom of 15° for backward movements and of 8° for lateral movements of the upper body
- Optional covered neck support with height (80 mm) and tilt adjustment (25°), for models in fabric in black imitation leather, for models in leather, the leather colour matches the upholstery choice
- Optional coat hanger in conjunction with neck support



Height-adjustable neck support

### Armrests

- Height-adjustable plastic armrests (3611) in black, height adjustment 100 mm (200 - 300 mm), clear width 490 - 520 mm
- Optionally available 4D adjustable armrests with Softtouch pads, in model colour (3414) or in black with polished aluminium support (3484), height adjustment: 100 mm (200 - 300 mm), inside width 450 - 500 mm with parallel armrests, inside width 360 - 510 mm by swivelling the pads (distance between armrest front edges)



Height-adjustable plastic armrests



4D armrests with soft-touch covers

### Mechanism

- Similar mechanism with tension control: balanced force curve due to coordinated spring concept
- Seat and backrest move completely synchronised with the body
- Synchronicity relationship between seat and backrest 1:2.7
- Adaptation to different user weights enables sensitive latching of the rapid adjustment mechanism (leaning pressure 450 - 1200N and 550 - 1500N [stronger spring] [10N = 1 kg])
- Backrest inclination to approx. 32°, can be locked in virtually continuously variable manner (11 different settings)
- Permanent back support even when the backrest is inclined backwards at a wide angle, due to uniform force distribution of the mechanical springs
- Optional seat tilt adjustment (+0°; -2°; -4°), less pressure against the thighs without the user sliding out of the seat pan

### Seat

- Anatomically shaped seating surface with pelvis support, seat hollow and rounded front edge of seat
- Shaped foam (polyurethane foam)
- Width 470 mm, depth 420 mm
- Optional sliding seat with seat depth 400 - 460 mm

### Seat height-adjustment

- Sedo-lift mechanism III: complete cushioning of body weight, even in lowest seating position, no compression of the spine when sitting down provided by pneumatic interlock, completely free of wear and tear, mechanical failure or gas lift replacement; height adjustment between 420 and 530 mm
- Optional gaslift for infinitely variable height adjustment 390 - 520 mm
- Optional gaslift for counter design with footring

### Base

- Aluminium base, powder-coated, black, white aluminium or polished aluminium
- Optional plastic star base (glass-fibre reinforced polyamide), black or light grey
- Hard or soft castors with 65 mm diameter
- The backrest support always matches the star base, so a swivel chair with a polished star base automatically comes with a polished backrest support.



# Sedus black dot net specification

## Counter design

- Footring with 19 mm wide surface area, height-adjustable from 300 to 500 mm, diameter of 500 mm
- Footring and gas spring in black, footring finish in brushed aluminium
- Seat height 630 - 875 mm
- Constantly braked castors for safe mounting with full mobility of the chair, always with soft covering for improved grip even on smooth floors, 65 mm diameter
- Optional footrest 580 x 420 mm
- Recommended for user weights up to 110 kg
- GS label by TÜV Rheinland LGA Products GmbH / DIN EN 1335
- AGR quality seal - Healthy Backs Campaign



Footring



Footring with footrest

## User weight

- Recommended for user weights up to 130 kg

## Standards / Certificates

- GS label by TÜV Rheinland LGA Products GmbH / DIN EN 1335 / DIN 4573
- Ergonomics Certificate by TÜV Rheinland LGA Products GmbH
- Tested for harmful substances by TÜV Rheinland LGA Products GmbH
- QUALITY OFFICE quality seal
- GREENGUARD certified
- AGR quality seal - Healthy Backs Campaign
- Awarded BLAUER ENGEL
- All available certificates can be found at: <https://www.sedus.com/en/products/chairs/black-dot>



[www.blauer-engel.de/uz117](http://www.blauer-engel.de/uz117)

## Warranty

- 5 years [see guarantee terms]
- 30 years for Sedo-lift mechanism [see guarantee terms]

## ► Visitor chairs

### Basic model

- Backrest with membrane cover, standard armrests, steel frame black, 4-leg version stackable, cantilever not stackable, model colour black, 4-leg version with stainless steel glides, cantilever chair without glides

### Backrest

- Black plastic frame made of fibreglass-reinforced polyamide, covered with a 3D woven-knitted membrane, air- and moisture-permeable, wrinkle free, easy to clean, corresponding resilience of the membrane to retain the shape of the backrest
- Membrane available in 5 different colours

### Armrests

- Armrests in polypropylene, black
- Dimensions of armrest pad 215 mm x 55 mm
- Armrest height 220 mm

### Seat

- Shaped foam (polyurethane foam)
- Upholstery thickness 50 mm
- Width 450 mm, depth 480 mm

### Frame

- 4-leg version: steel frame, diameter 22 mm, tube wall thickness 2 mm, stackable to 5 units, stainless steel glides, optionally with plastic or felt glides
- Cantilever: steel frame, diameter 25 mm, tube wall thickness 2 mm, stackable to 5 units or not stackable, optionally with plastic or felt glides

## User weight

- Recommended for user weights up to 110 kg (up to 150 kg for occasional use)

# Sedus black dot net specification

---

## Standards / Certificates

- GS label by TÜV Rheinland LGA Products GmbH / DIN EN 16139 L1
- Tested for harmful substances by TÜV Rheinland LGA Products GmbH
- QUALITY OFFICE quality seal
- GREENGUARD certified
- Awarded BLAUER ENGEL
- All available certificates can be found at: <https://www.sedus.com/en/products/chairs/black-dot>



Schadstoffgeprüft  
Regelmäßige  
Produkt-  
überwachung  
[www.tuv.com](http://www.tuv.com)  
ID: 9000043281



[www.blauer-engel.de/uz117](http://www.blauer-engel.de/uz117)

---

## Warranty

- 5 years [see guarantee terms]
-

black dot always has an activating effect wherever it is used. The dorsokinetic backrest and the air- and moisture-permeable upholstery give the occupant maximum comfort and freedom of movement when sitting.



Swivel chair from 709,-



Swivel chair with a counter design from 1.132,-






4-leg visitor chair from 452,-



Cantilever visitor chair from 552,-

# Sedus black dot

## ► Swivel chairs

		9	4	2	1	0
		Atlantic Era Nova Phoenix Customer's Own	Connect Cura Fame Pure Step Imitation leather	Remix Tempt Customer's Own Leather	Morph Steelcut Trio 3	Leather
	<b>bd-100</b>	910,-	951,-	993,-	1.041,-	1.281,-
	<b>bd-102</b>	993,-	1.040,-	1.081,-	1.129,-	1.369,-
	<b>bd-103</b>	1.026,-	1.081,-	1.120,-	1.132,-	1.409,-

### Model colour / plastic parts

black	■ 103	
light grey (possible in combination with plastic base 2403)	□ 147	37,-

### Armrests

Height-adjustable plastic armrests	■ 3611	
4D armrests with soft-touch covers	□ 3414	51,-
4D armrests with soft-touch covers and polished aluminium support	□ 3484	70,-
Without armrests	□ 3000	./106,-

### Mechanism

Similar mechanism with tension control	■ 1101	
Similar mechanism with tension control and forward tilt 4°	□ 1105	34,-

### Seat height-adjustment

Sedo-lift mechanism III	■ 1514	
Gaslift	□ 1503	./50,-
Gaslift for counter design with footring (possible in combination with aluminium base 2203)	□ 1513	222,-

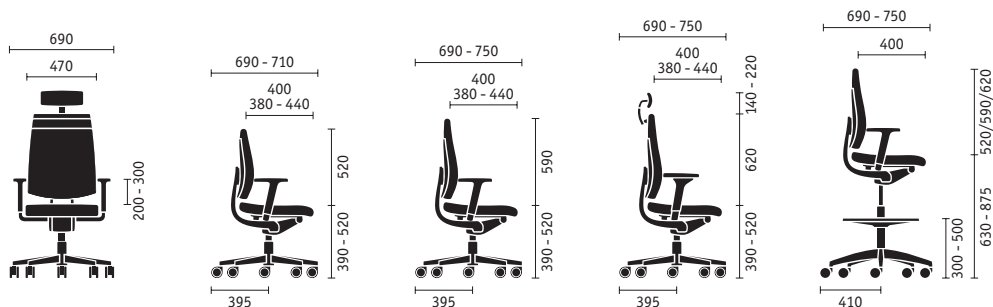
### Base

Aluminium base black	■ 2203-103	
Aluminium base white aluminium	□ 2203-119	
Aluminium base polished	□ 2203-110	110,-
Base and backrest support made of plastic – the model colour determines the foot colour	□ 2403	./45,-

### Miscellaneous

Soft castors for hard flooring – not for counter design	□ 6001	
Sliding seat (adjustment range 60 mm) – not for counter design	□ 6003	64,-
Fire protection version possible in combination with the cover fabrics Fame or Step	□ 6004	15,-
Backrest support with stronger backrest pressure	□ 6107	35,-
Without transportation protection for castors	□ 6226	
Footrest for counter frame	□ 6233	73,-
Different cover for backrest	□ 7001-***	30,-
Neck support with height and tilt adjustment for bd-103 in black imitation leather for models in fabric, for models in leather, the leather colour matches the upholstery choice	□ 7007	145,-
Coat hanger for bd-103 in conjunction with code 7007	□ 6103	40,-

black dot



# Sedus black dot

## ► Swivel chairs

The backrest support always matches the aluminium star base, so a swivel chair with a polished star base automatically comes with a polished backrest support. The colour of the model determines the colour of the plastic star base and the plastic backrest support.

The armrests [3611, 3484] are always black, the 4D armrests [3414] come in the colour of the model.


Counter design in conjunction with:


- Similar mechanism code 1101
- Gaslift for counter design with footring code 1513
- Aluminium base code 2203
- Armrests code 3611, 3414 or 3484
- Constantly braked castors
- Optional footrest code 6233

Please note the information about the fabrics Morph and Steelcut Trio 3 of the Elegance Line on the page 'Covering materials'.

# Sedus black dot

## ► Visitor chairs

		9	4	2	1	0
		Atlantic	Connect	Remix	Morph	Leather
		Era	Cura	Tempt	Steelcut Trio 3	
		Nova	Fame	Customer's Own		
		Phoenix	Pure	Leather		
		Customer's Own	Step			
			Imitation leather			
	<b>bd-220</b>	521,-	551,-	578,-	605,-	876,-

	<b>bd-233</b>	552,-	585,-	605,-	630,-	915,-
---	---------------	-------	-------	-------	-------	-------

### Model colour / plastic parts

black	■	103
-------	---	-----

### Armrests

Fixed armrests made of plastic	■	3110	
Without armrests for bd-220	□	3000	./ .69,-

### Frame bd-220

Steel frame stackable black	■	8001-103	
Steel frame stackable white aluminium	□	8001-119	
Steel frame stackable chromed	□	8001-100	61,-

### Frame bd-233

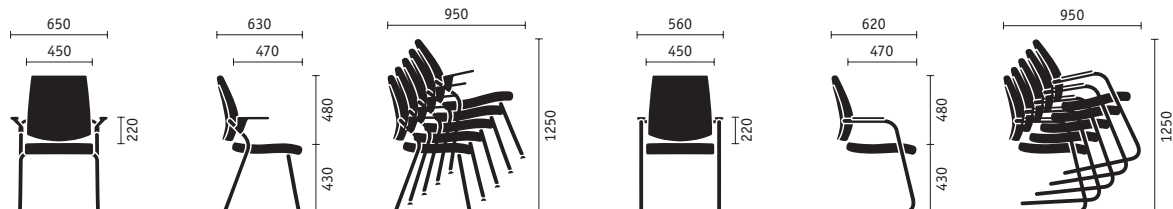
Steel frame not stackable black	■	8002-103	
Steel frame not stackable white aluminium	□	8002-119	
Steel frame not stackable chromed	□	8002-100	61,-
Steel frame stackable black	□	8001-103	
Steel frame stackable white aluminium	□	8001-119	
Steel frame stackable chromed	□	8001-100	61,-

### Miscellaneous

Fire protection version – possible in combination with the cover fabrics Fame or Step	□	6004	15,-
Felt glides	□	6201	11,-
Plastic glides for bd-220	□	6202	
Plastic glides for bd-233	□	6202	11,-
Different cover for backrest	□	7001-***	30,-

Please note the information about the fabrics Morph and Steelcut Trio 3 of the Elegance Line on the page „Covering materials“.

black dot

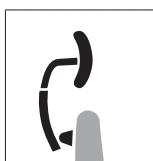


# Sedus black dot specification

## ► Swivel chairs

- Basic model**
- Backrest upholstered, height-adjustable lumbar support, height-adjustable plastic armrests, Similar mechanism with tension control, Sedo-lift mechanism, aluminium base black, model colour black, hard castors for soft flooring

- Backrest**
- Integrated height-adjustable (80 mm)
  - Due to the dorsokinetic joint the backrest has an additional degree of freedom of 15° for backward movements and of 8° for lateral movements of the upper body
  - Backrest made of polypropylene
  - Upholstery thickness 50 mm
  - Back of backrest partially upholstered for pleasant feel to the touch
  - Side ends of the upholstery made of air-permeable material in different coloured knitted spacer fabric (black)
  - Optional for versions with the high backrest: neck support with height (80 mm) and tilt adjustment (25°), for fabric versions made of black imitation leather; for leather versions, neck support in the selected leather
  - Optional coat hanger in conjunction with neck support



Height-adjustable neck support

- Armrests**
- Height-adjustable plastic armrests (3611) in black, height adjustment 100 mm (200 - 300 mm), clear width 490 - 520 mm
  - Optionally available 4D adjustable armrests with Softtouch pads, in model colour (3414) or in black with polished aluminium support (3484), height adjustment 100 mm (200 - 300 mm), inside width 450 - 500 mm with parallel armrests, inside width 360 - 510 mm by swivelling the pads (distance between armrest front edges)



Height-adjustable armrests with plastic covers



4D armrests with soft-touch covers

- Mechanism**
- Similar mechanism with tension control: balanced force curve due to coordinated spring concept
  - Seat and backrest move completely synchronised with the body
  - Synchronicity relationship between seat and backrest 1:2.7
  - Backrest inclination to approx. 32°, can be locked in virtually continuously variable manner (11 different settings)
  - Adaptation to different user weights enables sensitive latching of the rapid adjustment mechanism (leaning pressure 450 - 1200N and 550 - 1500N (stronger spring) [10N = 1 kg])
  - Permanent back support even when the backrest is inclined backwards at a wide angle, due to uniform force distribution of the mechanical springs
  - Optional seat tilt adjustment (+0°; -2°; -4°), less pressure against the thighs without the user sliding out of the seat pan

- Seat**
- Anatomically shaped seating surface with pelvis support, seat hollow and rounded front edge of seat
  - Shaped foam (polyurethane foam)
  - Width 470 mm, depth 400 mm
  - Upholstery thickness 50 mm
  - Optional sliding seat with seat depth 380 - 440 mm

- Seat height-adjustment**
- Sedo-lift mechanism III: complete cushioning of body weight, even in lowest seating position, no compression of the spine when sitting down provided by pneumatic interlock, completely free of wear and tear, mechanical failure or gas lift replacement; height adjustment 420 - 530 mm
  - Optional gaslift for infinitely variable height adjustment 395 - 520 mm
  - Optional gaslift for counter design with footring

- Base**
- Aluminium base, powder-coated, black, white aluminium or polished aluminium
  - Optional plastic star base (glass-fibre reinforced polyamide), black or light grey
  - Hard or soft castors with 65 mm diameter
  - The backrest support always matches the star base, so a swivel chair with a polished star base automatically comes with a polished backrest support.

# Sedus black dot specification

## Counter design

- Footring with 19 mm wide surface area, height-adjustable from 300 to 500 mm, diameter of 500 mm
- Footring and gas spring in black, footring finish in brushed aluminium
- Seat height 630 - 875 mm
- Constantly braked castors for safe mounting with full mobility of the chair, always with soft covering for improved grip even on smooth floors, 65 mm diameter
- Optional footrest 580 x 420 mm
- Recommended for user weights up to 110 kg
- GS label by TÜV Rheinland LGA Products GmbH / DIN EN 1335
- Tested for harmful substances by TÜV Rheinland LGA Products GmbH
- AGR quality seal - Healthy Backs Campaign



Footring



Footring with footrest

## User weight

- Recommended for user weights up to 130 kg

## Standards / Certificates

- GS label by TÜV Rheinland LGA Products GmbH / DIN EN 1335 / DIN 4573
- Ergonomics Certificate by TÜV Rheinland LGA Products GmbH
- Tested for harmful substances by TÜV Rheinland LGA Products GmbH
- QUALITY OFFICE quality seal
- GREENGUARD certified
- AGR quality seal - Healthy Backs Campaign
- Awarded BLAUER ENGEL
- All available certificates can be found at: <https://www.sedus.com/en/products/chairs/black-dot>



[www.blauer-engel.de/uz117](http://www.blauer-engel.de/uz117)

## Design awards

- iF product design award 2007, Discipline Product



## Warranty

- 5 years (see guarantee terms)
- 30 years for Sedo-lift mechanism (see guarantee terms)

## ► Visitor chairs

### Basic model

- Backrest upholstered, standard armrests, steel frame black, model colour black, 4-leg version with stainless steel glides, cantilever chair without glides

### Backrest

- Backrest made of polypropylene
- Upholstery thickness 40 mm

### Armrests

- Armrests in polypropylene, black
- Dimensions of armrest pad 215 mm x 55 mm
- Armrest height 220 mm

### Seat

- Shaped foam (polyurethane foam)
- Upholstery thickness 50 mm
- Width 450 mm, depth 470 mm



# Sedus black dot specification

<b>Frame</b>	<ul style="list-style-type: none"><li>- 4-leg version: steel frame, diameter 22 mm, tube wall thickness 2 mm, stackable to 5 units, stainless steel glides, optionally with plastic or felt glides</li><li>- Cantilever: steel frame, diameter 25 mm, tube wall thickness 2 mm, stackable to 5 units or not stackable, optionally with plastic or felt glides</li></ul>
--------------	---

<b>User weight</b>	<ul style="list-style-type: none"><li>- Recommended for user weights up to 110 kg (up to 150 kg for occasional use)</li></ul>
--------------------	---

<b>Standards / Certificates</b>	<ul style="list-style-type: none"><li>- GS label by TÜV Rheinland LGA Products GmbH / DIN EN 16139 L1</li><li>- Tested for harmful substances by TÜV Rheinland LGA Products GmbH</li><li>- QUALITY OFFICE quality seal</li><li>- GREENGUARD certified</li><li>- Awarded BLAUER ENGEL</li><li>- All available certificates can be found at: <a href="https://www.sedus.com/en/products/chairs/black-dot">https://www.sedus.com/en/products/chairs/black-dot</a></li></ul>
---------------------------------	--



[www.blauer-engel.de/uz117](https://www.blauer-engel.de/uz117)

<b>Warranty</b>	<ul style="list-style-type: none"><li>- 5 years (see guarantee terms)</li></ul>
-----------------	---

# black dot 24

sedus

This special version of the black dot swivel chair is particularly suitable for heavier people and also meets the high demands of use in 24 hour workplaces.



Swivel chair, backrest with membrane cover from 980,-




Swivel chair with upholstered backrest from 1.066,-



# Sedus black dot 24

► Swivel chair

	9	4	0
	Phoenix	Pure	Leather
	bd-124		
	1.178,-	1.214,-	1.497,-

### Upholstery

Seat upholstered, backrest with membrane cover	■ 7201-M**	
Seat and backrest upholstered	□ 7103-9**	66,-
Seat and backrest upholstered	□ 7103-4**	83,-
Seat and backrest upholstered	□ 7103-0**	114,-

### Model colour / plastic parts

black	■ 103	
-------	-------	--

### Armrests

4D armrests with soft-touch covers and polished aluminium support	■ 3484	
Without armrests	□ 3000	./178,-

### Mechanism

Similar mechanism with tension control	■ 1101	
--	--------	--

### Seat height-adjustment

Sedo-lift mechanism	■ 1501	
---------------------	--------	--

### Base

Aluminium base black	■ 2203-103	
Aluminium base white aluminium	□ 2203-119	
Aluminium base polished	□ 2203-110	110,-

### Miscellaneous

Different cover for backrest for code 7103	□ 7001-***	30,-
Lumbar support depth adjustment for code 7201	□ 6036	28,-
No lumbar support for code 7201	□ 6016	./20,-
Soft castors for hard flooring	□ 6001	
Without transportation protection for castors	□ 6226	

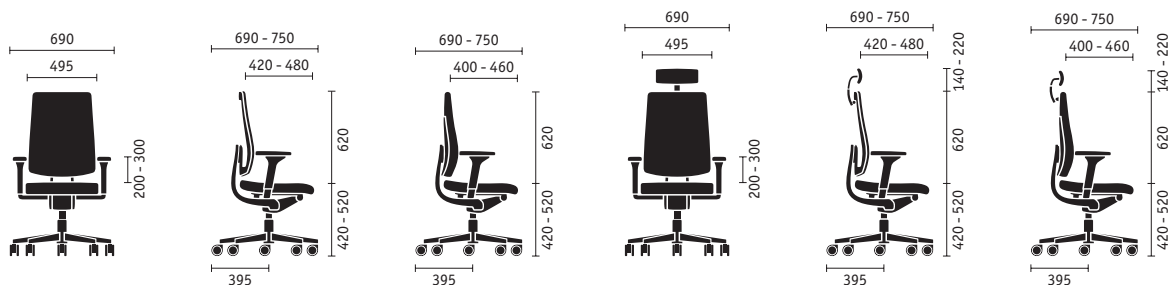
Neck support with height and tilt adjustment in black imitation leather for models in fabric, for models in leather, the leather colour matches the upholstery

choice	□ 7007	145,-
Coat hanger [in conjunction with code 7007]	□ 6103	40,-
Armrests in the widest pre-assembled position	□ 6231	

The fabric collections are suitable for 24-hour use, with warranty terms for 24hr use, for example in control centres. For normal office use (not 24-hour use) all other fabric collections can be selected in accordance with the standard warranty terms.

Membrane cover in the colours:

M42 black, M43 grey, M44 dark red, M45 light-grey, M46 olive green



# Sedus black dot 24 specification

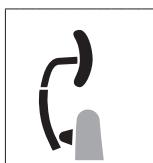
## ► Swivel chair

### Basic model

- Backrest with membrane cover, height-adjustable lumbar support, 4D armrests with soft-touch covers, Similar mechanism with tension control, sliding seat, Sedo-lift mechanism, aluminium base black, model colour black, hard castors for soft flooring

### Backrest

- Due to the dorsokinetic joint the backrest has an additional degree of freedom of 15° for backward movements and of 8° for lateral movements of the upper body
- Black plastic frame made of fibreglass-reinforced polyamide, covered with a 3D woven-knitted membrane, air- and moisture-permeable, wrinkle free, easy to clean, corresponding resilience of the membrane to retain the shape of the backrest
- Membrane available in 5 different colours
- Optional backrest upholstered
- Upholstery thickness 50 mm
- Backrest made of polypropylene
- Back of backrest partially upholstered for pleasant feel to the touch
- Side ends of the upholstery made of air-permeable material in different coloured knitted spacer fabric (black)
- Integrated height-adjustable (80 mm) and optionally depth-adjustable (10 mm) lumbar support
- Optional covered neck support with height (80 mm) and tilt adjustment (25°), for models in fabric in black imitation leather, for models in leather, the leather colour matches the upholstery choice
- Optional coat hanger in conjunction with neck support



Height-adjustable neck support

### Armrests

- 4D adjustable armrests with Softtouch pads in black and polished aluminium support (3484), height adjustment 100 mm (200 - 300 mm), inside width 450 - 500 mm with parallel armrests, inside width 360 - 510 mm by swivelling the pads (distance between armrest front edges)



4D armrests with soft-touch covers

### Mechanism

- Similar mechanism with tension control: balanced force curve due to coordinated spring concept
- Seat and backrest move completely synchronised with the body
- Synchronicity relationship between seat and backrest 1:2.7
- Adaptation to different user weights enables sensitive latching of the rapid adjustment mechanism (leaning pressure 550 - 1500N [10N = 1 kg])
- Backrest inclination to approx. 32°, can be locked in virtually continuously variable manner (11 different settings)

### Seat

- Anatomically shaped seating surface with pelvis support, seat hollow and rounded front edge of seat
- Shaped foam (polyurethane foam)
- Seat size: width 495 mm, depth 470 mm
- Depth of sliding seat variable from 420 - 480 mm (membrane cover) or 400 - 460 mm (backrest upholstered)

### Seat height-adjustment

- Sedo-lift mechanism: complete cushioning of body weight, even in lowest seating position, no compression of the spine when sitting down provided by hydraulic interlock, completely free of wear and tear, mechanical failure or gas lift replacement, height adjustment between 420 - 520 mm

### Base

- Aluminium base, powder-coated, black, white aluminium, white or polished aluminium
- Hard or soft castors with 65 mm diameter
- The backrest support always matches the star base, so a swivel chair with a polished star base automatically comes with a polished backrest support.

### User weight

- Recommended for user weights up to 150 kg

# Sedus black dot 24 specification

---

## Standards / Certificates

- GS label by TÜV Rheinland LGA Products GmbH / DIN EN 1335 / DIN 4573
- Tested for harmful substances by TÜV Rheinland LGA Products GmbH
- AGR quality seal - Healthy Backs Campaign
- Awarded BLAUER ENGEL
- ANSI/BIFMA X5.1-2002
- BS 5459-2: 2000
- All available certificates can be found at: <https://www.sedus.com/en/products/chairs/black-dot>



[www.blauer-engel.de/uz117](https://www.blauer-engel.de/uz117)

## Design awards

- German Design Award 2016, Nominee



## Warranty

- Fabric collections Phoenix, Pure and leather suitable for 24-hour use, with warranty terms for 24hr use, for example in control centres. For normal office use (not 24-hour use) all other fabric collections can be selected in accordance with the standard warranty terms.
  - 5 years (see guarantee terms)
  - 30 years for Sedo-lift mechanism (see guarantee terms)
-

The black dot+ offers more than just an ergonomic seating solution. With customisation, we create the best possible individual seating solution for each person according to their anatomical requirements.




Swivel chair from 1.082,-



# Sedus black dot+

► Swivel chair

	9	4	2	0
	Atlantic	Cura	Remix	Leather
	Era	Fame		
	Nova	Step		
	Phoenix	Imitation leather		
bd-e03	1.239,-	1.330,-	1.370,-	1.636,-

## Model colour / plastic parts

black	■	103
-------	---	-----

## Armrests

4D armrests with 360° rotatable soft-touch covers	■	3424	
4D armrests with 360° rotatable imitation leather covers	□	3427-4KL	164,-
Height-adjustable plastic armrests	□	3611	./ .51,-
Without armrests	□	3000	./ .157,-

## Seat

Sliding seat [60 mm adjustment range] [60 mm adjustment range]	■	4502
--	---	------

## Mechanism

Similar mechanism with tension control and forward tilt 4°	■	1105
--	---	------

## Seat height-adjustment

Sedo-lift mechanism [seat height 400 to 500 mm]	■	1501
Gaslift [seat height 370 to 460 mm]	□	1503
Sedo-lift mechanism „high“ [seat height 460 to 560 mm]	□	1515

## Base

Aluminium base black	■	2203-103	
Aluminium base white aluminium	□	2203-119	
Aluminium base polished	□	2203-110	110,-

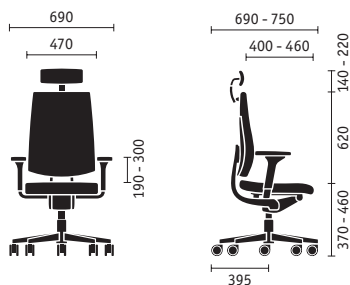
## Castors / Glides

Hard castors for soft flooring	■	2700
Soft castors for hard flooring	□	2701

## Miscellaneous

Backrest support with stronger backrest pressure	□	6107	34,-
Backrest support with weaker backrest pressure	□	6108	34,-
Without transportation protection for castors	□	6226	
Neck support with height and tilt adjustment in black vinyl for models in fabric, for models in leather, the leather colour matches the upholstery choice	□	7007	145,-
Comfort neck support with height and tilt adjustment in black vinyl for models in fabric, for models in leather, the leather colour matches the upholstery choice	□	7018	159,-

The backrest support always matches the aluminium star base, so a swivel chair with a polished star base automatically comes with a polished backrest support. On a swivel chair with powder-coated base, the supports are always black.



# Sedus black dot+ specification

## ► Swivel chair

### Basic model

- Seat and backrest upholstered with predefined contrast stitching, height-adjustable lumbar support, model colour black, 4D armrests with 360° rotatable soft-touch covers, sliding seat, Similar mechanism with tension control and forward tilt 4°, Sedo-lift mechanism, aluminium base black, hard castors for soft flooring

### Backrest

- Lordosis adjustable in height by 80 mm [210 to 290 mm]
- For considerably enhanced freedom of movement, the backrest supports and the backrest are connected to each other by an articulated dorsal-kinetic feature
- Due to the dorsokinetic joint the backrest has an additional degree of freedom of 15° for backward movements and of 8° for lateral movements of the upper body
- Aluminium backrest support and polypropylene cover plate
- Upholstery thickness 60 mm, consists of 50 mm shaped foam and a 10 mm comfort foam layer
- Back of backrest partially upholstered for pleasant feel to the touch
- Side ends of the upholstery made of air-permeable material in different coloured knitted spacer fabric [black]
- Optional backrest with stronger or weaker backrest pressure
- Optional neck support with height [80 mm] and tilt adjustment [25°], for fabric versions made of black imitation leather; for leather versions, neck support in the selected leather. Optionally with standard or comfort neck support. Upholstery thickness: standard 15 mm, comfort 40 mm.



Standard neck support with height and tilt adjustment [7007]



Comfort neck support with height and tilt adjustment [7018]

### Armrests

- 4D plastic armrests with 360° rotatable soft-touch covers made of PU material [3424] or, optionally, with imitation leather covers [3427], always in black. Armrest support in black with base colour black or white aluminium. With a polished base, the armrest support is polished
- Optionally available height-adjustable plastic armrests [3611] in black, height adjustment 100 mm [200 - 300 mm], clear width 490 - 520 mm



4D armrests [3424, 3427]



Height-adjustable plastic armrests [3611]

### Mechanism

- Similar mechanism with tension control: balanced force curve due to coordinated spring concept
- Seat and backrest move completely synchronised with the body
- Synchronicity relationship between seat and backrest 1:2.7
- Adaptation to different user weights enables sensitive latching of the rapid adjustment mechanism (leaning pressure 450 - 1200N and 550 - 1500N [stronger spring] [10N = 1 kg])
- Backrest inclination to approx. 32°, can be locked in virtually continuously variable manner [11 different settings]
- Permanent back support even when the backrest is inclined backwards at a wide angle, due to uniform force distribution of the mechanical springs
- Optional seat tilt adjustment [+0°; -2°; -4°], less pressure against the thighs without the user sliding out of the seat pan

### Seat

- Anatomically shaped seating surface with pelvis support, seat hollow and rounded front edge of seat
- Shaped foam [polyurethane foam]
- Upholstery thickness: 50 mm in the middle and 50 mm at the front edge of the seat
- Sliding seat with seat depth 400 - 460 mm, width 470 mm
- Seat can be adjusted by up to 4 degrees [3 different positions from 0 to 4 degrees forward inclination]

### Seat height-adjustment

- Sedo-lift mechanism: complete cushioning of body weight, even in lowest seating position, no compression of the spine when sitting down provided by hydraulic interlock, completely free of wear and tear, mechanical failure or gas lift replacement, height adjustment between 400 - 500 mm
- Optional gaslift for infinitely variable height adjustment 370 - 460 mm
- Optional Sedo-lift mechanism „high“, height adjustment between 460 - 560 mm

### Base

- Aluminium base, powder-coated, black, white aluminium, white or polished aluminium
- Hard or soft castors with 65 mm diameter
- The backrest support always matches the star base, so a swivel chair with a polished star base automatically comes with a polished backrest support. On a swivel chair with powder-coated base, the supports are always black.



# Sedus black dot+ specification

---

**User weight** – Recommended for user weights up to 130 kg

---

**Standards / Certificates**

- GS label by TÜV Rheinland LGA Products GmbH / DIN EN 1335 / DIN 4573
- QUALITY OFFICE quality seal
- GREENGUARD certified
- AGR quality seal - Healthy Backs Campaign
- Awarded BLAUER ENGEL
- All available certificates can be found at: <https://www.sedus.com/en/products/chairs/black-dot>



---

**Warranty**

- 5 years [see guarantee terms]
- 30 years for Sedo-lift mechanism [see guarantee terms]

---

# black dot+ ID

sedus

The black dot+ ID offers that extra bit of ergonomics. With the matching inlay cushion, the backrest becomes an individual custom-made product.






Swivel chair from 1.299,-



# Sedus black dot+ ID

► Swivel chairs

		9	4	2	0
		Era Nova Phoenix	Cura Fame Step Imitation leather	Remix	Leather
	mv-100	1.299,-	1.378,-	1.418,-	1.681,-
	mv-102	1.299,-	1.378,-	1.418,-	1.681,-
	mv-103	1.299,-	1.378,-	1.418,-	1.681,-

## Model colour / plastic parts

black	■	103
-------	---	-----

## Lumbar support

No lumbar pad	■	0000	
Lumbar pad - contour foam_120_20	□	1810	56,-
Lumbar pad - contour foam_120_35	□	1811	56,-
Lumbar pad - VISCO-elastic foam_120_20	□	1812	56,-
Lumbar pad - VISCO-elastic foam_120_35	□	1813	56,-
Lumbar pad - contour foam_160_20	□	1814	56,-
Lumbar pad - contour foam_160_35	□	1815	56,-
Lumbar pad - VISCO-elastic foam_160_20	□	1816	56,-
Lumbar pad - VISCO-elastic foam_160_35	□	1817	56,-
Lumbar pad - contour foam_PROF	□	1818	66,-
Lumbar pad - VISCO-elastic foam_PROF	□	1819	66,-

## Armrests

4D armrests with 360° rotatable soft-touch covers	■	3424	
4D armrests with 360° rotatable imitation leather covers	□	3427-4KL	164,-

## Seat

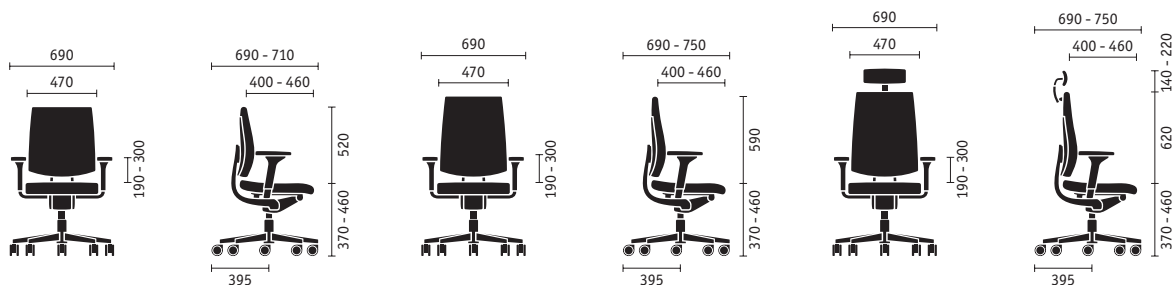
Sliding seat (60 mm adjustment range) (60 mm adjustment range)	■	4502	
Sliding seat (100 mm adjustment range)	□	4506	69,-
Sliding seat (60 mm adjustment range) with coccyx relief	□	4507	54,-
Sliding seat (100 mm adjustment range) with coccyx relief	□	4508	159,-

## Mechanism

Similar mechanism with tension control and forward tilt 4°	■	1105	
--	---	------	--

## Seat height-adjustment

Sedo-lift mechanism (seat height 400 to 500 mm)	■	1501	
Gaslift (seat height 370 to 460 mm)	□	1503	
Sedo-lift mechanism „high“ (seat height 460 to 560 mm)	□	1515	



Recommended retail prices in Euro exclusive of VAT [2023.03]

All dimensions in mm

black dot+ ID

# Sedus black dot+ ID

## ► Swivel chairs

### Base

Aluminium base black	■ 2203-103	
Aluminium base white aluminium	□ 2203-119	
Aluminium base polished	□ 2203-110	110,-

### Castors / Glides

Hard castors for soft flooring	■ 2700	
Soft castors for hard flooring	□ 2701	

### Miscellaneous

Backrest support with stronger backrest pressure	□ 6107	34,-
Backrest support with weaker backrest pressure	□ 6108	34,-
Without transportation protection for castors	□ 6226	

Neck support with height and tilt adjustment for mv-103 - in black imitation leather for models in fabric, for models in leather, the leather colour matches the upholstery choice

	□ 7007	145,-
--	--------	-------

Comfort neck support with height and tilt adjustment for mv-103 - in black imitation leather for models in fabric, for models in leather, the leather colour matches the upholstery choice

	□ 7018	159,-
--	--------	-------

### Accessories mv-001

Lumbar pad - contour foam_120_20	□ 1810	56,-
Lumbar pad - contour foam_120_35	□ 1811	56,-
Lumbar pad - VISCO-elastic foam_120_20	□ 1812	56,-
Lumbar pad - VISCO-elastic foam_120_35	□ 1813	56,-
Lumbar pad - contour foam_160_20	□ 1814	56,-
Lumbar pad - contour foam_160_35	□ 1815	56,-
Lumbar pad - VISCO-elastic foam_160_20	□ 1816	56,-
Lumbar pad - VISCO elastic foam_160_35	□ 1817	56,-
Lumbar pad - contour foam_PROF	□ 1818	66,-
Lumbar pad - VISCO-elastic foam_PROF	□ 1819	66,-
Lumbar pad set [1820] consisting of inlay 1810 - 1819	□ 1820	580,-

The backrest support always matches the aluminium star base, so a swivel chair with a polished star base automatically comes with a polished backrest support. On a swivel chair with powder-coated base, the supports are always black.

# Sedus black dot+ ID specification

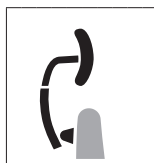
## ► Swivel chairs

### Basic model


- Seat and backrest upholstered with predefined contrast stitching, model colour black, 4D armrests with 360° rotatable soft-touch covers, sliding seat (60 mm), Similar mechanism with tension control and forward tilt 4°, Sedo-lift mechanism, aluminium base black, hard castors for soft flooring

### Backrest

- Optional ergonomic inlay upholstery for precise support of the lumbar vertebra. By means of the zips in the fabric cover and the interior scale markings on the backrest, the pad can be easily positioned and also adjusted, if required. Available in five different sizes and depths. Two different types of foam with different degrees of hardness: made of firmer contour foam or VISCO-elastic foam, which adapts perfectly to the body and thus reduces pressure points.
- For considerably enhanced freedom of movement, the backrest supports and the backrest are connected to each other by an articulated dorsal-kinetic feature
- Due to the dorsokinetic joint the backrest has an additional degree of freedom of 15° for backward movements and of 8° for lateral movements of the upper body
- Aluminium backrest support and polypropylene cover plate
- Backrest foamed around with polyether foam
- Upholstery thickness 60 mm, consists of 50 mm shaped foam and a 10 mm comfort foam layer
- Back of backrest partially upholstered for pleasant feel to the touch
- Side ends of the upholstery made of air-permeable material in different coloured knitted spacer fabric (black)
- Optional backrest with stronger or weaker backrest pressure
- Optional for versions with the high backrest: neck support with height (80 mm) and tilt adjustment (25°), for fabric versions made of black vinyl; for leather versions, neck support in the selected leather; upholstery thickness: standard 15 mm, comfort 40 mm



Standard height-adjustable and swivel neck support (7007)



Comfort neck support with height and tilt adjustment (7018)

### Armrests

- 4D plastic armrests with 360° rotatable soft-touch covers made of PUR material or, optionally, with imitation leather covers, always in black. Armrest support in black with base colour black or white aluminium. With a polished base, the armrest support is polished.



4D armrests

### Mechanism

- Similar mechanism with tension control: balanced force curve due to coordinated spring concept
- Seat and backrest move completely synchronised with the body
- Synchronicity relationship between seat and backrest 1:2.7
- Adaptation to different user weights enables sensitive latching of the rapid adjustment mechanism (leaning pressure 450 - 1200N and 550 - 1500N [stronger spring] [10N = 1 kg])
- Backrest inclination to approx. 32°, can be locked in virtually continuously variable manner (11 different settings)
- Permanent back support even when the backrest is inclined backwards at a wide angle, due to uniform force distribution of the mechanical springs
- Seat tilt adjustment [+0°; -2°; -4°], less pressure against the thighs without the user sliding out of the seat pan

### Seat

- Anatomically shaped seating surface with pelvis support, seat hollow and rounded front edge of seat
- Shaped foam (polyurethane foam)
- Upholstery thickness: 50 mm in the middle and 50 mm at the front edge of the seat
- Sliding seat with adjustment range 60 mm (seat depth 400 - 460 mm), width 470 mm, optionally with coccyx relief
- Optional sliding seat with adjustment range 100 mm (seat depth 380 - 480 mm), width 470 mm, also possible with coccyx relief
- Seat can be adjusted by up to 4 degrees [3 different positions from 0 to 4 degrees forward inclination]

### Seat height-adjustment

- Sedo-lift mechanism: complete cushioning of body weight, even in lowest seating position, no compression of the spine when sitting down provided by hydraulic interlock, completely free of wear and tear, mechanical failure or gas lift replacement, height adjustment between 400 - 500 mm
- Optional gaslift for infinitely variable height adjustment 370 - 460 mm
- Optional Sedo-lift mechanism „high“, height adjustment between 460 - 560 mm

# Sedus black dot+ ID specification

<b>Base</b>	<ul style="list-style-type: none"><li>- Aluminium base, powder-coated, black, white aluminium or polished aluminium</li><li>- Hard or soft castors with 65 mm diameter</li><li>- The backrest support always matches the star base, so a swivel chair with a polished star base automatically comes with a polished backrest support. On a swivel chair with powder-coated base, the supports are always black.</li></ul>
-------------	---

<b>User weight</b>	<ul style="list-style-type: none"><li>- Recommended for user weights up to 130 kg</li></ul>
--------------------	---

<b>Standards / Certificates</b>	<ul style="list-style-type: none"><li>- GS label by TÜV Rheinland LGA Products GmbH / DIN EN 1335 / DIN 4573</li><li>- QUALITY OFFICE quality seal</li><li>- GREENGUARD certified</li><li>- AGR quality seal - Healthy Backs Campaign</li><li>- Awarded BLAUER ENGEL</li><li>- All available certificates can be found at: <a href="https://www.sedus.com/en/products/chairs/black-dot">https://www.sedus.com/en/products/chairs/black-dot</a></li></ul>
---------------------------------	--



[www.blauer-engel.de/uz117](https://www.blauer-engel.de/uz117)

<b>Warranty</b>	<ul style="list-style-type: none"><li>- 5 years (see guarantee terms)</li><li>- 30 years for Sedo-lift mechanism (see guarantee terms)</li></ul>
-----------------	--

The open, balanced shape is reflected in its functional qualities. early bird is an office swivel chair offering sophisticated technology, ergonomical and long-lasting quality and numerous fitting options.





Swivel chair from 875,-



# Sedus early bird

► Swivel chairs

		9	4	2	0
		Atlantic	Cura	Remix	Leather
		Era	Fame	Customer's Own Leather	
		Nova	Step		
		Phoenix	Imitation leather		
		Customer's Own			
	eb-100	1.127,-	1.177,-	1.225,-	1.603,-
	eb-102	1.225,-	1.276,-	1.328,-	1.750,-

### Model colour / plastic parts

black	■	103
-------	---	-----

### Armrests

3D armrests with soft-touch covers	■	3314	
3D armrests with leather covers in black leather for models in fabric, for models in leather, the leather colour matches the upholstery choice	□	3312	104,-
Without armrests	□	3000	./199,-

### Mechanism

Similar mechanism with tension control	■	1101	
Similar mechanism with tension control and forward tilt 4°	□	1105	37,-

### Seat height-adjustment

Sedo-lift mechanism	■	1501	
Gaslift	□	1503	./53,-

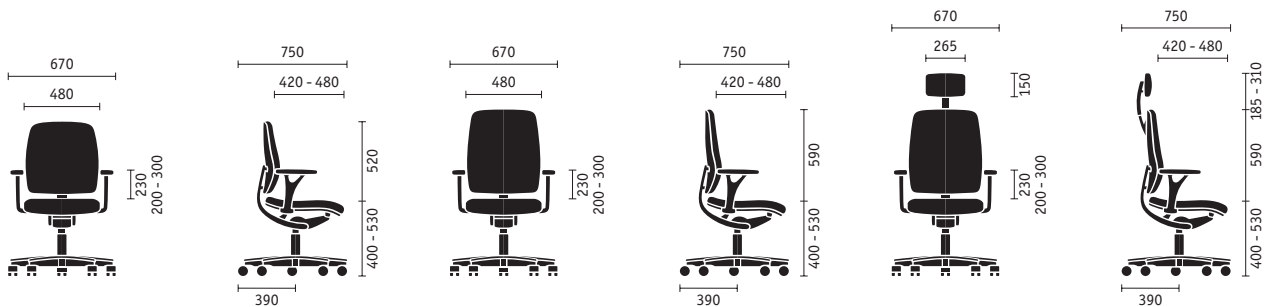
### Base

Aluminium base black	■	2203-103	
Aluminium base white aluminium	□	2203-119	
Aluminium base polished / back support black	□	2203-117	107,-
Aluminium base polished / back support polished	□	2203-110	110,-

### Miscellaneous

Different cover for backrest	□	7001-***	30,-
Sliding seat (adjustment range 60 mm)	□	6003	69,-
Fire protection version possible in combination with			
the cover fabrics Fame or Step	□	6004	15,-
Soft castors for hard flooring	□	6001	
Without transportation protection for castors	□	6226	
Backrest support with stronger backrest pressure	□	6107	37,-
Adjustable neck support in black imitation leather for eb-102 in fabric with armrests	□	7006-4KL	142,-
Adjustable neck support for eb-102 in leather with armrests	□	7006-0**	168,-

early bird





All dimensions in mm

Recommended retail prices in Euro exclusive of VAT [2023.03]



# Sedus early bird specification

## ► Swivel chairs

<b>Basic model</b>	<ul style="list-style-type: none"><li>- Backrest upholstered, height-adjustable lumbar support, 3D armrests with soft-touch covers, Similar mechanism with tension control, Sedo-lift mechanism, aluminium base black, model colour black, hard castors for soft flooring</li></ul>
<b>Backrest</b>	<ul style="list-style-type: none"><li>- Integrated lumbar support, height adjustable 100 mm</li><li>- Optional neck support for versions with high backrest and armrests. For fabric versions, neck support in black imitation leather; for versions in leather, neck support in the selected leather.</li><li>- Upholstery thickness 40 mm</li></ul> <div><p>Adjustable neck support</p></div>
<b>Armrests</b>	<ul style="list-style-type: none"><li>- 3D armrests with soft-touch or leather covers, height adjustment 100 mm (200 - 300 mm)</li></ul> <div><p>3D armrests with leather or soft-touch covers</p></div>
<b>Mechanism</b>	<ul style="list-style-type: none"><li>- Similar mechanism with tension control: balanced force curve due to coordinated spring concept</li><li>- Seat and backrest move completely synchronised with the body</li><li>- Backrest inclination to approx. 32°, can be locked in virtually continuously variable manner (11 different settings)</li><li>- Synchronicity relationship between seat and backrest 1:2.7</li><li>- Adaptation to different user weights enables sensitive latching of the rapid adjustment mechanism (leaning pressure 450 - 1200N and 550 - 1500N [stronger spring] [10N = 1 kg])</li><li>- Permanent back support even when the backrest is inclined backwards at a wide angle, thanks to uniform force distribution of the mechanical springs</li><li>- Optional seat-inclination adjustment mechanism [- 4°] for even less pressure on the upper thighs</li></ul>
<b>Seat</b>	<ul style="list-style-type: none"><li>- Anatomically shaped seating surface with pelvis support, seat hollow and rounded front edge of seat</li><li>- Shaped foam (polyurethane foam)</li><li>- Upholstery thickness 40 mm</li><li>- Width 480 mm, depth 420 mm</li><li>- Optional sliding seat with seat depth 420 - 480 mm</li></ul>
<b>Seat height-adjustment</b>	<ul style="list-style-type: none"><li>- Sedo-lift mechanism: complete cushioning of body weight, even in lowest seating position, no compression of the spine when sitting down provided by hydraulic interlock, completely free of wear and tear, mechanical failure or gas lift replacement, height adjustment between 420 - 520 mm</li><li>- Optional gas spring for infinitely variable height adjustment 400 - 530 mm</li></ul>
<b>Base</b>	<ul style="list-style-type: none"><li>- Aluminium base, powder-coated, black or white aluminium</li><li>- Optional aluminium base polished, back support black or polished</li><li>- Hard or soft castors with 65 mm diameter</li></ul>
<b>User weight</b>	<ul style="list-style-type: none"><li>- Recommended for user weights up to 120 kg</li></ul>

# Sedus early bird specification

---

## Standards / Certificates

- GS label by TÜV Rheinland LGA Products GmbH / DIN EN 1335 / DIN 4573
- Ergonomics Certificate by TÜV Rheinland LGA Products GmbH
- QUALITY OFFICE quality seal
- GREENGUARD certified
- AGR quality seal - Healthy Backs Campaign
- All available certificates can be found at: <https://www.sedus.com/en/products/chairs/early-bird>



---

## Warranty

- 5 years (see guarantee terms)
  - 30 years for Sedo-lift mechanism (see guarantee terms)
-

open mind embodies the Sedus concept of dynamic sitting – with no compromises. The swivel chair's optical centre of attention is the back frame and backrest support in one piece.



Swivel chair from 1.030,-



Swivel chair with a counter design from 1.497,-



Cantilever visitor chair open up from 757,-



# Sedus open mind

## ► Swivel chair



um-100

**9**  
Atlantic  
Era  
Nova  
Phoenix  
Customer's Own

1.275,-

**4**  
Connect  
Cura  
Fame  
Step  
Imitation leather

1.301,-

**2**  
Remix  
Tempt  
Customer's Own Leather

1.323,-

**0**  
Leather

1.608,-

### Upholstery

Seat upholstered, backrest with membrane cover	■ 7201-M**	
Seat upholstered, backrest with flat upholstery pad	□ 7202-9**	165,-
Seat upholstered, backrest with flat upholstery pad	□ 7202-4**	173,-
Seat upholstered, backrest with flat upholstery pad	□ 7202-2**	190,-
Seat upholstered, backrest with flat upholstery pad	□ 7202-0**	396,-

### Model colour / plastic parts

black	■ 103	
-------	-------	--

### Armrests

3D armrests with soft-touch covers	■ 3314	
3D armrests with gel-pad covers	□ 3316	37,-
Without armrests	□ 3000	./193,-

### Mechanism

Similar mechanism with tension control	■ 1101	
Similar mechanism with tension control and forward tilt 4°	□ 1105	36,-

### Seat height-adjustment

Sedo-lift mechanism III	■ 1514	
Gaslift for counter design with footring	□ 1513	222,-

### Base

Aluminium base black	■ 2203-103	
Aluminium base white aluminium	□ 2203-119	
Aluminium base polished	□ 2203-110	110,-

### Miscellaneous

Different cover for backrest for code 7202	□ 7001-***	30,-
Adjustable lumbar support	□ 6006	53,-
Sliding seat for code 3314, 3316 or 3000 (adjustment range 60 mm) – not for counter design	□ 6003	67,-
Soft castors for hard flooring – not for counter design	□ 6001	
Without transportation protection for castors	□ 6226	
Neck support with height and tilt adjustment in black imitation leather for models in fabric, for models in leather, the leather colour matches the upholstery choice	□ 7007	145,-
Coat hanger (in conjunction with code 7007)	□ 6103	40,-
Footrest for counter frame	□ 6233	74,-

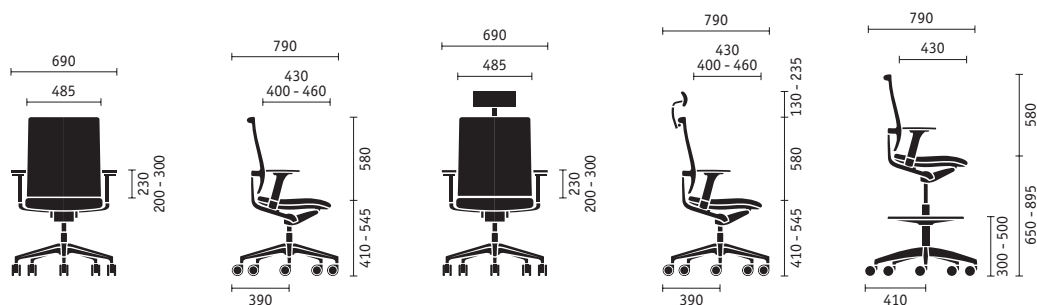
Membrane cover in the colours:

M2K black, M2L mid grey, M2M sage green, M2N terra, M2P sand

Counter design in conjunction with:

- Similar mechanism code 1101
- Gaslift for counter design with footring code 1513
- Aluminium base code 2203
- Armrests code 3314 or 3316
- Constantly braked castors
- Optional footrest code 6233

open mind



# Sedus open mind specification

## ► Swivel chair

### Basic model

- Backrest with membrane cover, 3D armrests with soft-touch covers, Similar mechanism with tension control, Sedo-lift mechanism, aluminium base black, model colour black, hard castors for soft flooring

### Backrest

- Backrest of frame fitted with membrane, optional flat cushion
- Optional neck support fully covered with height and angle adaptation, adjustment range 105 mm, forwards inclination 25°, for models in fabric in black imitation leather, for models in leather, the leather colour matches the upholstery choice
- Optional lumbar support with height adjustment, fully covered with material, with 100 mm height adjustment for precise fit around user's back



Height-adjustable neck support

### Armrests

- 3D armrests with soft-touch or gel-pad covers, height adjustment 100 mm (200 - 300 mm), clear width 500 mm, in conjunction with sliding seat 445 - 510 mm



3D armrests with soft-touch or gel-pad covers



3D armrests with soft-touch or gel-pad covers in conjunction with sliding seat

### Mechanism

- Similar mechanism with tension control: balanced force curve due to coordinated spring concept
- Seat and backrest move completely synchronised with the body
- Backrest inclination to approx. 32°, can be locked in virtually continuously variable manner (11 different settings)
- Synchronicity relationship between seat and backrest 1:2.7
- Adaptation to different user weights enables sensitive latching of the rapid adjustment mechanism (leaning pressure 450 - 1200N and 550 - 1500N [stronger spring] [10N = 1 kg])
- Permanent back support even when the backrest is inclined backwards at a wide angle, due to uniform force distribution of the mechanical springs
- Optional seat-inclination adjustment mechanism [- 4°] for even less pressure on the upper thighs

### Seat

- Anatomically shaped seating surface with pelvis support, seat hollow and rounded front edge of seat
- Shaped foam (polyurethane foam)
- Upholstery thickness 40 mm
- Width 485 mm, depth 430 mm
- Optional sliding seat with seat depth 400 - 460 mm

### Seat height-adjustment

- Sedo-lift mechanism III: complete cushioning of body weight, even in lowest seating position, no compression of the spine when sitting down provided by pneumatic interlock, completely free of wear and tear, mechanical failure or gas lift replacement, height adjustment between 435 - 550 mm
- Optional gaslift for counter design with footring

### Base

- Aluminium base, powder-coated, black, white aluminium, white or polished aluminium
- Hard or soft castors with 65 mm diameter

# Sedus open mind specification

## Counter design

- Footring with 19 mm wide surface area, height-adjustable from 300 to 500 mm, diameter of 500 mm
- Footring and gas spring in black, footring finish in brushed aluminium
- Seat height 650 - 895 mm
- Constantly braked castors for safe mounting with full mobility of the chair, always with soft covering for improved grip even on smooth floors, 65 mm diameter
- Optional footrest 580 x 420 mm
- Recommended for user weights up to 110 kg
- GS label by TÜV Rheinland LGA Products GmbH / DIN EN 1335
- AGR quality seal - Healthy Backs Campaign



Footring



Footring with footrest

## User weight

- Recommended for user weights up to 120 kg

## Standards / Certificates

- GS label by TÜV Rheinland LGA Products GmbH / DIN EN 1335 / DIN 4573
- Ergonomics Certificate by TÜV Rheinland LGA Products GmbH
- Tested for harmful substances by TÜV Rheinland LGA Products GmbH
- QUALITY OFFICE quality seal
- GREENGUARD certified
- AGR quality seal - Healthy Backs Campaign
- All available certificates can be found at: <https://www.sedus.com/en/products/chairs/open-mind>



## Design awards

- Design Award of the Federal Republic of Germany, 2004, Commendation
- iF product design award 2003, Discipline Product
- Red Dot Design Award 2003



reddot design award

## Warranty

- 5 years (see guarantee terms)
- 30 years for Sedo-lift mechanism (see guarantee terms)

With an opening angle of up to 45° open up has redefined freedom of movement in the office. The product family with the delicate design also includes the conference swivel chair and the cantilever chair.



Swivel chair from 1.446,-





Swivel partner chair from 1.110,-



Cantilever visitor chair from 757,-

# Sedus open up

## ► Swivel chairs

		9	4	2	0
		Atlantic Era Nova Phoenix Customer's Own	Connect Cura Fame Step Imitation leather	Remix Tempt Customer's Own Leather	Leather
	<b>up-100</b>	1.552,-	1.576,-	1.601,-	1.893,-
	<b>up-103</b>	1.717,-	1.741,-	1.765,-	2.057,-

### Upholstery

Seat upholstered, backrest with membrane cover	■ 7201-M**	
Seat upholstered, backrest with flat upholstery pad	□ 7202-9**	165,-
Seat upholstered, backrest with flat upholstery pad	□ 7202-4**	173,-
Seat upholstered, backrest with flat upholstery pad	□ 7202-2**	190,-
Seat upholstered, backrest with flat upholstery pad	□ 7202-0**	396,-

### Model colour / plastic parts

black	■ 103	
-------	-------	--

### Armrests

Standard armrests with soft-touch covers	■ 3114	
Standard armrests with leather covers in black leather for models in fabric, for models in leather, the leather colour matches the upholstery choice	□ 3112	159,-
3D armrests with soft-touch covers	□ 3314	87,-
3D armrests with gel-pad covers	□ 3316	124,-
3D armrests with leather covers in black leather for models in fabric, for models in leather, the leather colour matches the upholstery choice	□ 3312	187,-
Without armrests	□ 3000	./106,-

### Mechanism

Similar mechanism with tension control	■ 1101	
Similar mechanism with tension control and forward tilt 4°	□ 1105	36,-

### Seat height-adjustment

Gaslift with mechanical depth-springing	■ 1506	
---	--------	--

### Base

Aluminium base black	■ 2203-103	
Aluminium base white aluminium	□ 2203-119	
Aluminium base polished	□ 2203-110	110,-

### Miscellaneous

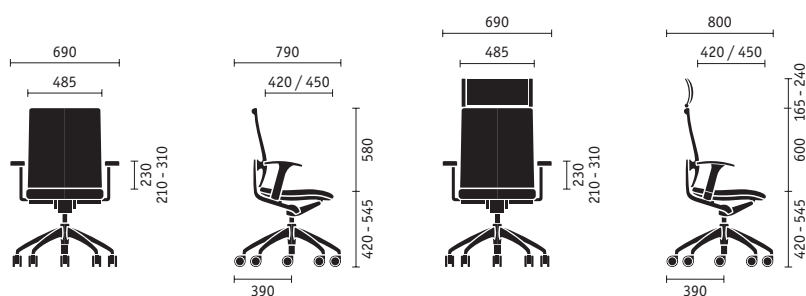
Large seat with 30 mm larger in seat depth and width	□ 6002	20,-
Different cover for backrest for code 7202	□ 7001-***	30,-
Adjustable lumbar support	□ 6006	53,-
Soft castors for hard flooring	□ 6001	
Without transportation protection for castors	□ 6226	
Backrest support with stronger backrest pressure	□ 6107	36,-

Neck support in leather black for models in fabric, for models in leather, the leather colour matches the upholstery choice.

Membrane cover in the colours:

M2K black, M2L mid grey, M2M sage green, M2N terra, M2P sand

open up





# Sedus open up

## ► Swivel partner chair



up-201

9	4	2	0
Atlantic	Connect	Remix	Leather
Era	Cura	Tempt	
Nova	Fame	Customer's Own Leather	
Phoenix	Step		
Customer's Own	Imitation leather		
1.216,-	1.241,-	1.266,-	1.568,-

### Upholstery

Seat upholstered, backrest with membrane cover	■ 7201-M**	
Seat upholstered, backrest with flat upholstery pad	□ 7202-9**	165,-
Seat upholstered, backrest with flat upholstery pad	□ 7202-4**	173,-
Seat upholstered, backrest with flat upholstery pad	□ 7202-2**	190,-
Seat upholstered, backrest with flat upholstery pad	□ 7202-0**	396,-

### Model colour / plastic parts

black	■ 103	
-------	-------	--

### Armrests

Standard armrests with soft-touch covers	■ 3114	
Standard armrests with leather covers in black leather for models in fabric, for models in leather, the leather colour matches the upholstery choice	□ 3112	159,-
Without armrests	□ 3000	./106,-

### Seat height-adjustment

Central seat spring, not height-adjustable	■ 1601	
Gaslift with mechanical depth-springing	□ 1506	

### Base

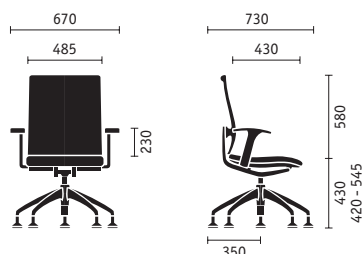
Aluminium base black	■ 2203-103	
Aluminium base white aluminium	□ 2203-119	
Aluminium base polished	□ 2203-110	110,-

### Miscellaneous

Different cover for backrest (for code 7202)	□ 7001-***	30,-
Adjustable lumbar support	□ 6006	53,-
Soft castors for hard flooring	□ 6001	36,-
Hard castors for soft flooring	□ 6008	36,-
Without transportation protection for castors	□ 6226	
Felt glides	□ 6201	11,-

Membrane cover in the colours:

M2K black, M2L mid grey, M2M sage green, M2N terra, M2P sand



# Sedus open up

## ► Cantilever visitor chair



up-233

9	4	2	0
Atlantic	Connect	Remix	Leather
Era	Cura	Tempt	
Nova	Fame	Customer's Own Leather	
Phoenix	Step		
Customer's Own	Imitation leather		

757,-

779,-

819,-

1.104,-

### Upholstery

Seat upholstered, backrest with membrane cover	■ 7201-M**	
Seat upholstered, backrest with flat upholstery pad	□ 7202-9**	115,-
Seat upholstered, backrest with flat upholstery pad	□ 7202-4**	149,-
Seat upholstered, backrest with flat upholstery pad	□ 7202-2**	156,-
Seat upholstered, backrest with flat upholstery pad	□ 7202-0**	341,-

### Model colour / plastic parts

black	■ 103	
-------	-------	--

### Armrests

Steel armrests with plastic covers	■ 3141	
Steel armrests with leather covers in black leather for models in fabric, for models in leather, the leather colour matches the upholstery choice	□ 3142	124,-

### Frame

Steel frame not stackable black	■ 8002-103	
Steel frame not stackable white aluminium	□ 8002-119	
Steel frame not stackable chromed	□ 8002-100	70,-
Steel frame stackable black	□ 8001-103	
Steel frame stackable white aluminium	□ 8001-119	
Steel frame stackable chromed	□ 8001-100	70,-

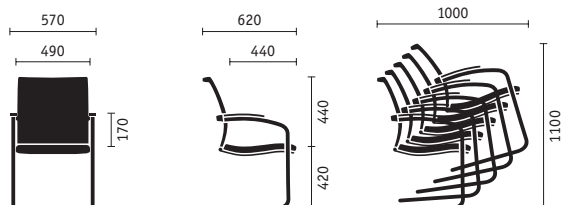
### Miscellaneous

Different cover for backrest for code 7202	□ 7001-***	30,-
Plastic glides	□ 6202	11,-
Felt glides	□ 6201	11,-
Stacking protection	□ 6218	41,-

Membrane cover in the colours:



M2K black, M2L mid grey, M2M sage green, M2N terra, M2P sand

open up



# Sedus open up specification

## ► Swivel chairs

<b>Basic model</b>	<ul style="list-style-type: none"><li>- Backrest with membrane cover, armrests with soft-touch covers, Similar mechanism with tension control, gaslift with mechanical depth-springing, aluminium base black, model colour black, hard castors for soft flooring</li></ul>
<b>Backrest</b>	<ul style="list-style-type: none"><li>- Backrest of frame fitted with membrane, optional flat cushion</li><li>- Flexible connection to the backrest frame (dorsokinetic system) ; in combination with the similar mechanism the backrest reaches wide open angle of 45 ° (depends on the weight of the user)</li><li>- Optional height adjustable lumbar support, upholstered with black fabric, 100 mm height adjustable for precise adaptation to the back of the user</li><li>- Neck support completely recovered with leather, adjustable in height and tilt, vertical 90 mm, forward 80 °; in black leather for models in fabric, for models in leather, the leather colour matches the upholstery choice</li></ul>
<b>Armrests</b>	<ul style="list-style-type: none"><li>- Standard armrests with soft-touch or leather covers</li><li>- Optimal 3D armrests with soft-touch, leather or gel-pad covers, height adjustment 100 mm (210 - 310 mm)</li></ul> <div><p>Standard armrests with soft-touch or leather covers</p></div> <div><p>3D armrests with leather, soft-touch or gel-pad covers</p></div>
<b>Mechanism</b>	<ul style="list-style-type: none"><li>- Similar mechanism with tension control: balanced force curve due to coordinated spring concept</li><li>- Seat and backrest move completely synchronised with the body</li><li>- Synchronicity relationship between seat and backrest 1:2.7</li><li>- Adaptation to different user weights enables sensitive latching of the rapid adjustment mechanism (leaning pressure 450 - 1200N and 550 - 1500N [stronger spring] [10N = 1 kg])</li><li>- Backrest inclination to approx. 35°, can be locked in virtually continuously variable manner (11 different settings)</li><li>- Permanent back support even when the backrest is inclined backwards at a wide angle, due to uniform force distribution of the mechanical springs</li><li>- Optional seat-inclination adjustment mechanism (- 4°) for even less pressure on the upper thighs</li></ul>
<b>Seat</b>	<ul style="list-style-type: none"><li>- Anatomically shaped seating surface with pelvis support, seat hollow and rounded front edge of seat</li><li>- Shaped foam (polyurethane foam)</li><li>- Upholstery thickness 40 mm</li><li>- Width 485 mm, depth 420 mm, optional large seating 485 x 450 mm</li></ul>
<b>Seat height-adjustment</b>	<ul style="list-style-type: none"><li>- Gaslift with mechanical depth-springing: reinforced cushioning of the body's weight even in the lowest seat position, height adjustment 420 - 545 mm</li></ul>
<b>Base</b>	<ul style="list-style-type: none"><li>- Aluminium base, powder-coated, black, white aluminium, white or polished aluminium</li><li>- Hard or soft castors with 65 mm diameter</li></ul>
<b>User weight</b>	<ul style="list-style-type: none"><li>- Recommended for user weights up to 120 kg</li></ul>

# Sedus open up specification

## Standards / Certificates

- GS label by TÜV Rheinland LGA Products GmbH / DIN EN 1335 / DIN 4573
- Ergonomics Certificate by TÜV Rheinland LGA Products GmbH
- Tested for harmful substances by TÜV Rheinland LGA Products GmbH
- QUALITY OFFICE quality seal
- GREENGUARD certified
- AGR quality seal - Healthy Backs Campaign
- All available certificates can be found at: <https://www.sedus.com/en/products/chairs/open-up>



## Design awards

- iF product design award 2001, Discipline Product
- Red Dot Design Award 2000
- Design Award of the Federal Republic of Germany, 2002
- best of NeoCon 2001, silver award
- Baden-Württemberg International Design Award 2003



## Warranty

- 5 years [see guarantee terms]

## ► Swivel partner chair

### Basic model

- Backrest with membrane cover, armrests with soft-touch covers, central seat spring, aluminium base black, model colour black, stainless steel glides

### Backrest

- Backrest of frame fitted with membrane, optional flat cushion
- Optional height adjustable lumbar support, upholstered with black fabric, 100 mm height adjustable for precise adaptation to the back of the user

### Armrests

- Standard armrests with soft-touch or leather covers

### Seat

- Anatomically shaped seating surface with pelvis support, seat hollow and rounded front edge of seat
- Shaped foam (polyurethane foam)
- Upholstery thickness 40 mm
- Width 485 mm, depth 430 mm

### Seat height-adjustment

- Central seat spring, not height-adjustable, seat height 430 mm
- Optional gaslift with mechanical depth-springing: reinforced cushioning of the body's weight even in the lowest seat position, height adjustment 420 - 545 mm

### Base

- Stainless steel glides, optional felt glides
- Aluminium base powder coated black, white aluminium or polished aluminium
- Optionally with hard or soft castors (diameter 65 mm)

# Sedus open up specification

- Standards / Certificates**
- GREENGUARD certified
  - All available certificates can be found at: <https://www.sedus.com/en/products/chairs/open-up>



- Design awards**
- iF product design award 2001, Discipline Product



- Warranty**
- 5 years (see guarantee terms)

## ► Cantilever visitor chair

- Basic model**
- Backrest with membrane cover, steel armrests with plastic covers, steel frame not stackable black, model colour black

- Backrest**
- Backrest of frame fitted with membrane, optional flat cushion

- Armrests**
- Steel armrests with plastic covers (polypropylene) or leather covers

- Seat**
- Shaped foam (polyurethane foam)
  - Upholstery thickness 40 mm
  - Height 490 mm, width 440 mm

- Frame**
- Steel frame, diameter 25 mm, tube wall thickness 2 mm
  - Stackable to 5 units or not stackable

- User weight**
- Recommended for user weights up to 110 kg (up to 150 kg for non-constant use)

- Standards / Certificates**
- GS label by TÜV Rheinland LGA Products GmbH / DIN EN 16139 L1
  - Tested for harmful substances by TÜV Rheinland LGA Products GmbH
  - QUALITY OFFICE quality seal
  - GREENGUARD certified
  - All available certificates can be found at: <https://www.sedus.com/en/products/chairs/open-up>



- Design awards**
- iF product design award 2001, Discipline Product



- Warranty**
- 5 years (see guarantee terms)

# open up modern classic

# sedus

Maximum freedom of movement coupled with timeless design characterise the swivel chair open up. Now available as a “modern classic” with a cover made of pure aniline leather – for the highest demands in the office and conference room.



Swivel chair from 3.994,-



Cantilever visitor chair from 2.068,-



# Sedus open up modern classic

► Swivel chair

0  
Leather



up-133

3.994,-

**Armrests**

3D armrests with leather covers - the leather colour matches the upholstery choice ■ 3312

**Mechanism**

Similar mechanism with tension control ■ 1101

**Seat height-adjustment**

Gaslift with mechanical depth-springing ■ 1506

**Base**

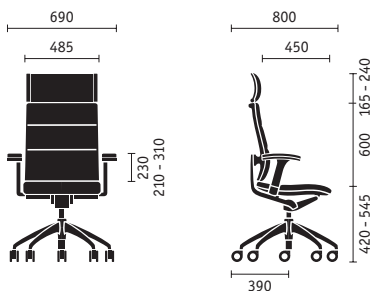
Aluminium base polished ■ 2203-110

**Leather**

- |                    |       |
|--------------------|-------|
| Leather brown      | □ 06B |
| Leather cognac     | □ 06C |
| Leather dark brown | □ 06D |
| Leather black      | □ 06S |

**Miscellaneous**

- |  |        |      |
|--|--------|------|
| Without transportation protection for castors    | □ 6226 |      |
| Soft castors for hard flooring                   | □ 6001 |      |
| Backrest support with stronger backrest pressure | □ 6107 | 35,- |



# Sedus open up modern classic

► Cantilever visitor chair

0  
Leather



up-238

2.068,-

**Model colour / plastic parts**

black	■ 103
-------	-------

**Armrests**

Steel armrests with leather covers - the leather colour matches the upholstery choice	■ 3142
---	--------

**Frame**

Steel frame not stackable chromed	■ 8002-100
-----------------------------------	------------

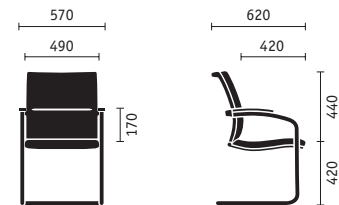
**Leather**

Leather brown	□ 06B
Leather cognac	□ 06C
Leather dark brown	□ 06D
Leather black	□ 06S

**Miscellaneous**

Plastic glides	□ 6202	11,-
Felt glides	□ 6201	11,-

open up modern classic





# Sedus open up modern classic specification

## ► Swivel chair

<b>Basic model</b>	<ul style="list-style-type: none"><li>- Dorsokinetic backrest, neck support, seat and armrest pads covered with the highest quality leather, 3D armrests, Similar mechanism with tension control, gaslift with mechanical depth-springing, aluminium base polished, hard castors for soft flooring</li></ul>
<b>Backrest</b>	<ul style="list-style-type: none"><li>- Backrest frame with triple stitched backrest upholstery in premium leather version</li><li>- Flexible connection to the backrest frame (dorsokinetic system) ; in combination with the similar mechanism the backrest reaches wide open angle of 45 ° (depends on the weight of the user)</li><li>- Neck support completely recovered with leather, adjustable in height and tilt, vertical 90 mm, forward 80 °</li></ul>
<b>Armrests</b>	<ul style="list-style-type: none"><li>- 3D armrests with leather covers, height adjustment 100 mm (210 - 310 mm)</li></ul>
<b>Mechanism</b>	<ul style="list-style-type: none"><li>- Similar mechanism with tension control: balanced force curve due to coordinated spring concept</li><li>- Seat and backrest move completely synchronised with the body</li><li>- Synchronicity relationship between seat and backrest 1:2.7</li><li>- Adaptation to different user weights enables sensitive latching of the rapid adjustment mechanism (leaning pressure 450 - 1200N and 550 - 1500N (stronger spring) [10N = 1 kg])</li><li>- Backrest inclination to approx. 35°, can be locked in virtually continuously variable manner (11 different settings)</li><li>- Permanent back support even when the backrest is inclined backwards at a wide angle, due to uniform force distribution of the mechanical springs</li></ul>
<b>Seat</b>	<ul style="list-style-type: none"><li>- Anatomically shaped seating surface with pelvis support, seat hollow and rounded front edge of seat</li><li>- Shaped foam (polyurethane foam)</li><li>- Upholstery thickness 40 mm</li><li>- Width 485 mm, depth 450 mm</li></ul>
<b>Seat height-adjustment</b>	<ul style="list-style-type: none"><li>- Gaslift with mechanical depth-springing: reinforced cushioning of the body's weight even in the lowest seat position, height adjustment 420 - 550 mm</li></ul>
<b>Base</b>	<ul style="list-style-type: none"><li>- Aluminium base polished</li><li>- Hard or soft castors with 65 mm diameter</li></ul>
<b>User weight</b>	<ul style="list-style-type: none"><li>- Recommended for user weights up to 120 kg</li></ul>
<b>Warranty</b>	<ul style="list-style-type: none"><li>- 5 years (see guarantee terms)</li></ul>

## ► Cantilever visitor chair

<b>Basic model</b>	<ul style="list-style-type: none"><li>- Backrest, seat and armrest pads covered with the highest quality leather, steel frame not stackable chromed, model colour black</li></ul>
<b>Armrests</b>	<ul style="list-style-type: none"><li>- Steel armrests with leather covers</li></ul>
<b>Seat</b>	<ul style="list-style-type: none"><li>- Shaped foam (polyurethane foam)</li><li>- Upholstery thickness 40 mm</li><li>- Height 490 mm, width 420 mm</li></ul>
<b>Frame</b>	<ul style="list-style-type: none"><li>- Steel frame, diameter 25 mm, tube wall thickness 2 mm</li></ul>
<b>User weight</b>	<ul style="list-style-type: none"><li>- Recommended for user weights up to 110 kg (up to 150 kg for non-constant use)</li></ul>
<b>Warranty</b>	<ul style="list-style-type: none"><li>- 5 years (see guarantee terms)</li></ul>

# crossline

# sedus

The heart of crossline is the patented Similar-Plus mechanism that makes sitting a “perfectly balanced” experience and ensures a previously unattainable even sequence of movements.



Swivel chair from 1.120,-





Swivel partner chair from 1.036,-



# Sedus crossline

## ► Swivel chairs

		9	4	2	1	0
		Atlantic Era Nova Phoenix Customer's Own	Connect Cura Fame Step Imitation leather	Remix Customer's Own Leather	Morph	Leather
	cn-100	1.318,-	1.375,-	1.414,-	1.447,-	1.839,-
	cn-103	1.594,-	1.672,-	1.717,-	1.765,-	2.269,-

### Model colour / plastic parts

black	■	103
-------	---	-----

### Armrests

Multifunction armrests in plastic with soft-touch covers	■	3714	
Multifunction armrests in plastic with leather covers in black leather for models in fabric, for models in leather, the leather colour matches the upholstery choice	□	3712	105,-
Without armrests	□	3000	./148,-

### Mechanism

Similar-Plus mechanism with tension control, pre-selectable backrest opening angle	■	1108	
Similar-Plus mechanism with tension control and forward tilt to 4°, pre-selectable backrest opening angle	□	1109	40,-

### Seat height-adjustment

Sedo-lift mechanism III	■	1514
-------------------------	---	------

### Base

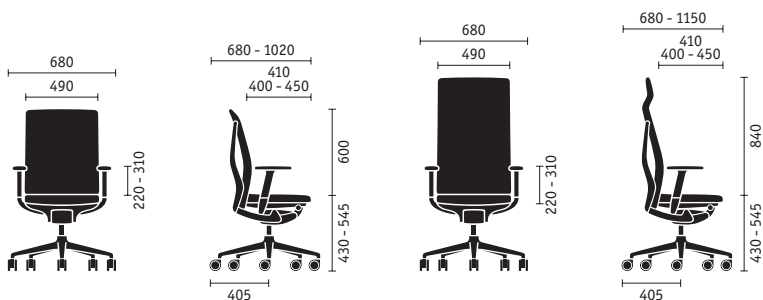
Aluminium base black	■	2203-103	
Aluminium base white aluminium	□	2203-119	
Aluminium base polished	□	2203-110	110,-

### Miscellaneous

Different cover for backrest	□	7001-***	30,-
Sliding seat (adjustment range 50 mm)	□	6003	67,-
Soft castors for hard flooring	□	6001	
Without transportation protection for castors	□	6226	

The design of the base determines the design of the backrest support.  
Version in leather has ribbed backrest upholstery.

Please note the information about the fabrics Morph and Steelcut Trio 3 of the Elegance Line on the page 'Covering materials'.



# Sedus crossline

## ► Swivel partner chair



cn-201

9	4	2	1	0
Atlantic	Connect	Remix	Morph	Leather
Era	Cura	Customer's Own		
Nova	Fame	Leather		
Phoenix	Step			
Customer's Own	Imitation leather			

1.036,-

1.077,-

1.117,-

1.153,-

1.484,-

### Model colour / plastic parts

black	■	103
-------	---	-----

### Armrests

Aluminium armrests with plastic covers	■	3121	
Aluminium armrests with leather covers in black leather for models in fabric, for models in leather, the leather colour matches the upholstery choice	□	3122	89,-

### Seat height-adjustment

Central seat spring, not height-adjustable	■	1601	
Gaslift with mechanical depth-springing	□	1506	

### Base

Aluminium base black	■	2203-103	
Aluminium base white aluminium	□	2203-119	
Aluminium base polished	□	2203-110	110,-

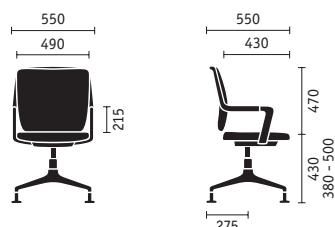
### Miscellaneous

Different cover for backrest	□	7001-***	30,-
Soft castors for hard flooring	□	6001	37,-
Hard castors for soft flooring	□	6008	37,-
Without transportation protection for castors	□	6226	
Felt glides	□	6201	11,-

Version in leather has ribbed backrest upholstery.

Please note the information about the fabrics Morph and Steelcut Trio 3 of the Elegance Line on the page 'Covering materials'.

crossline



# Sedus crossline specification

## ► Swivel chairs

### Basic model

- Backrest upholstered, height-adjustable lumbar support, multifunction armrests in plastic with soft-touch covers, Similar-Plus mechanism, Sedo-lift mechanism, aluminium base black, model colour black, hard castors for soft flooring

### Backrest

- Supporting structure in polyamide
- Upholstery construction consisting of a flexible padded polypropylene frame with soft slats
- Upholstery construction on supporting structure movable due to rotating bearings (at shoulder height) and sliding bearings (below the region of the iliac crest)
- Lumbar support adjustable by up to 60 mm
- Version in leather has ribbed backrest upholstery

### Armrests

- Multifunctional 3D armrests with soft-touch or leather covers, height adjustment 90 mm (220 - 310 mm), clear width 460 - 510 mm



Multifunction armrests  
with soft-touch or  
leather covers

### Mechanism

- Similar-Plus mechanism with tension control: balanced force curve thanks to coordinated spring concept
- Seat and backrest move completely synchronised with the body
- Synchronicity relationship between seat and backrest 1:3.3
- Sensitive locking of quick adjustment facilitates adaptation to different users' body weight [500 to 1500 N [10 N = 1 kg]]
- With pre-selectable backrest opening angle in four stages up to 32° (0°, 11°, 20° and 32°)
- Permanent back support guaranteed even with the seat tilted far back due to the balanced force progression of the mechanical spring
- Optional seat-inclination adjustment mechanism [- 4°] for even less pressure on the upper thighs

### Seat

- Generously upholstered seat pan, with cave-in effect seat-leg hump, front edge of seat rounded
- Shaped foam (polyurethane foam)
- Upholstery thickness 50 mm
- Width 490 mm, depth 410 mm
- Optimal sliding seat (depth 400 - 450 mm) with return function

### Seat height-adjustment

- Sedo-lift mechanism III: complete cushioning of body weight, even in lowest seating position, no compression of the spine when sitting down provided by pneumatic interlock, completely free of wear and tear, mechanical failure or gas lift replacement, height adjustment between 430 - 545 mm

### Base

- Aluminium base, powder-coated, black, white aluminium or polished aluminium
- The design of the base determines the design of the backrest support.
- Hard or soft castors with 65 mm diameter

### User weight

- Recommended for user weights up to 120 kg

### Standards / Certificates

- GS label by TÜV Rheinland LGA Products GmbH / DIN EN 1335 / DIN 4573
- Ergonomics Certificate by TÜV Rheinland LGA Products GmbH
- Tested for harmful substances by TÜV Rheinland LGA Products GmbH
- QUALITY OFFICE quality seal
- GREENGUARD certified
- AGR quality seal - Healthy Backs Campaign (cn-100)
- All available certificates can be found at: <https://www.sedus.com/en/products/chairs/crossline>



# Sedus crossline specification

**Design awards** – Red Dot Design Award 2009, Winner



reddot design award  
winner 2009

**Warranty** – 5 years (see guarantee terms)  
– 30 years for Sedo-lift mechanism (see guarantee terms)

## ► Swivel partner chair

**Basic model** – Backrest upholstered, aluminium armrests with plastic covers, central seat spring, aluminium base black, model colour black, plastic glides

**Backrest** – Supporting structure in polyamide  
– Upholstery construction consisting of a flexible padded polypropylene frame with soft slats  
– Mechanism enables the backrest to move (up to 10°) with the user for comfortable sitting even during protracted meetings  
– Version in leather has ribbed backrest upholstery

**Armrests** – Aluminium armrests with plastic or leather covers  
– Dimensions 215 mm x 30 mm  
– Clear width 480 mm

**Seat** – Seat with generously upholstered seat pan, front edge of seat rounded  
– Shaped foam (polyurethane foam)  
– Upholstery thickness 50 mm  
– Width 490 mm, depth 430 mm

**Seat height-adjustment** – Central seat spring, not height-adjustable, seat height 430 mm  
– Optional gaslift with mechanical depth-springing: reinforced cushioning of the body's weight even in the lowest seat position, height adjustment 380 - 500 mm

**Base** – Aluminium base, powder-coated, black, white aluminium or polished aluminium  
– Plastic glides, optional felt glides  
– Optionally with hard or soft castors (diameter 65 mm)

**User weight** – Recommended for user weights up to 110 kg

**Standards / Certificates** – GS label by TÜV Rheinland LGA Products GmbH / DIN EN 16139 L1  
– Tested for harmful substances by TÜV Rheinland LGA Products GmbH  
– QUALITY OFFICE quality seal  
– GREENGUARD certified  
– All available certificates can be found at: <https://www.sedus.com/en/products/chairs/crossline>



**Design awards** – Red Dot Design Award 2009, Winner



reddot design award  
winner 2009

**Warranty** – 5 years (see guarantee terms)

# crossline prime

sedus

The swivel chair perfects dynamic sitting and promotes relaxed working. The unmistakable hallmark of crossline prime are the supporting structure and the armrests made of high quality, polished aluminium.



Swivel chair from 1.793,-





Swivel partner chair from 1.322,-



Cantilever visitor chair from 966,-

# Sedus crossline prime

► Swivel chairs

		9	4	2	1	0
		Atlantic	Connect	Remix	Morph	Leather
		Era	Cura	Customer's Own		
		Nova	Fame	Leather		
		Phoenix	Step			
		Customer's Own	Imitation leather			
	cn-130	1.843,-	1.900,-	1.934,-	1.968,-	2.336,-
	cn-133	2.108,-	2.179,-	2.225,-	2.278,-	2.751,-

### Model colour / plastic parts

black	■ 103
-------	-------

### Armrests

Aluminium armrests (polished) with leather covers in black leather for models in fabric, for models in leather, the leather colour matches the upholstery choice	■ 3122
--	--------

### Mechanism

Similar-Plus mechanism with tension control, pre-selectable backrest opening angle	■ 1108
Similar-Plus mechanism with tension control and forward tilt to 4°, pre-selectable backrest opening angle	□ 1109 40,-

### Seat height-adjustment

Sedo-lift mechanism III	■ 1514
-------------------------	--------

### Base

Aluminium base polished	■ 2203-T10
-------------------------	------------

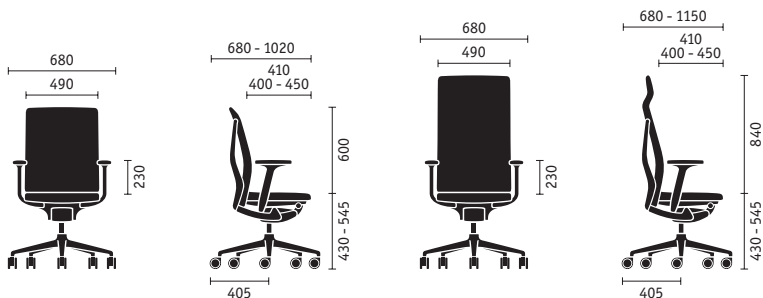
### Miscellaneous

Different cover for backrest	□ 7001-***	30,-
Sliding seat (adjustment range 50 mm)	□ 6003	67,-
Soft castors for hard flooring	□ 6001	
Without transportation protection for castors	□ 6226	

Version in leather has ribbed backrest upholstery.

Please note the information about the fabrics Morph and Steelcut Trio 3 of the Elegance Line on the page 'Covering materials'.

crossline prime





# Sedus crossline prime

## ► Swivel partner chair



cn-205

9	4	2	1	0
Atlantic	Connect	Remix	Morph	Leather
Era	Cura	Customer's Own		
Nova	Fame	Leather		
Phoenix	Step			
Customer's Own	Imitation leather			
1.322,-	1.366,-	1.403,-	1.438,-	1.752,-

### Model colour / plastic parts

black	■ 103
-------	-------

### Armrests

Aluminium armrests [polished] with leather covers in black leather for models in fabric, for models in leather, the leather colour matches the upholstery choice

■ 3122

### Seat height-adjustment

Central seat spring, not height-adjustable	■ 1601	
Gaslift with mechanical depth-springing	□ 1506	
Memory swivel, not height-adjustable (not in conjunction with 6001 and 6008)	□ 1603	57,-

### Base

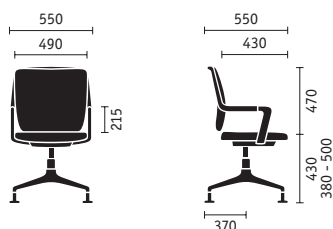
Aluminium base polished	■ 2203-110
-------------------------	------------

### Miscellaneous

Different cover for backrest	□ 7001-***	30,-
Soft castors for hard flooring	□ 6001	37,-
Hard castors for soft flooring	□ 6008	37,-
Without transportation protection for castors	□ 6226	
Felt glides	□ 6201	11,-

Version in leather has ribbed backrest upholstery.

Please note the information about the fabrics Morph and Steelcut Trio 3 of the Elegance Line on the page 'Covering materials'.



# Sedus crossline prime

## ► Cantilever visitor chair



cn-283

9	4	2	1	0
Atlantic	Connect	Remix	Morph	Leather
Era	Cura	Customer's Own		
Nova	Fame	Leather		
Phoenix	Step			
Customer's Own	Imitation leather			
966,-	1.009,-	1.046,-	1.083,-	1.399,-

### Model colour / plastic parts

black	■ 103
-------	-------

### Armrests

Steel armrests with leather covers in black leather for models in fabric, for models in leather, the leather colour matches the upholstery choice	■ 3142
---	--------

### Frame

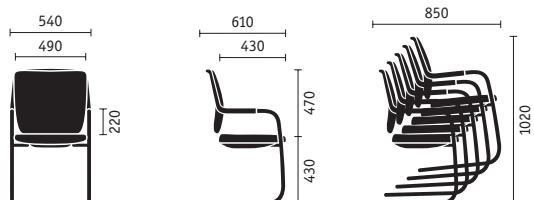
Steel frame not stackable chromed	■ 8002-100
Steel frame stackable chromed	□ 8001-100

### Miscellaneous

Different cover for backrest	□ 7001-***	30,-
Plastic glides	□ 6202	11,-
Felt glides	□ 6201	11,-

Version in leather has ribbed backrest upholstery.

Please note the information about the fabrics Morph and Steelcut Trio 3 of the Elegance Line on the page 'Covering materials'.



# Sedus crossline prime specification

## ► Swivel chairs

- Basic model**
- Backrest upholstered, height-adjustable lumbar support, aluminium armrests (polished) with leather covers, Similar-Plus mechanism, Sedo-lift mechanism, aluminium base polished, model colour black, hard castors for soft flooring

- Backrest**
- Polished aluminium supporting structure
  - Upholstery construction on supporting structure movable due to rotating bearings (at shoulder height) and sliding bearings (below the region of the iliac crest)
  - Upholstery construction consisting of a flexible padded polypropylene frame with soft slats
  - Lumbar support adjustable by up to 60 mm
  - Version in leather has ribbed backrest upholstery

- Armrests**
- Polished aluminium armrests with leather covers
  - Clear width 465 mm to 505 mm



Aluminium armrests (polished) with leather covers

- Mechanism**
- Similar-Plus mechanism with tension control: balanced force curve due to coordinated spring concept
  - Seat and backrest move completely synchronised with the body
  - Synchronicity relationship between seat and backrest 1:3.3
  - Sensitive locking of quick adjustment facilitates adaptation to different users' body weight (500 to 1500 N [10 N = 1 kg])
  - Permanent back support guaranteed even with the seat tilted far back due to the balanced force progression of the mechanical spring
  - With pre-selectable backrest opening angle in four stages up to 32° [0°, 11°, 20° and 32°]
  - Optional seat-inclination adjustment mechanism [- 4°] for even less pressure on the upper thighs

- Seat**
- Generously upholstered seat pan, with cave-in effect seat-leg hump, front edge of seat rounded
  - Shaped foam (polyurethane foam)
  - Width 490 mm, depth 410 mm
  - Optional sliding seat (depth 400 - 450 mm) with return function

- Seat height-adjustment**
- Sedo-lift mechanism III: complete cushioning of body weight, even in lowest seating position, no compression of the spine when sitting down provided by pneumatic interlock, completely free of wear and tear, mechanical failure or gas lift replacement, height adjustment between 430 - 545 mm

- Base**
- Aluminium base polished
  - Hard or soft castors with 65 mm diameter

- User weight**
- Recommended for user weights up to 120 kg






- Standards / Certificates**
- GS label by TÜV Rheinland LGA Products GmbH / DIN EN 1335 / DIN 4573
  - Tested for harmful substances by TÜV Rheinland LGA Products GmbH
  - GREENGUARD certified
  - AGR quality seal - Healthy Backs Campaign
  - All available certificates can be found at: <https://www.sedus.com/en/products/chairs/crossline>



- Warranty**
- 5 years (see guarantee terms)
  - 30 years for Sedo-lift mechanism (see guarantee terms)

# Sedus crossline prime specification

## ► Swivel partner chair

<b>Basic model</b>	<ul style="list-style-type: none"> <li>– Backrest upholstered, aluminium armrests (polished) with leather covers, central seat spring, aluminium base polished, model colour black, plastic glides</li> </ul>
<b>Backrest</b>	<ul style="list-style-type: none"> <li>– Polished aluminium supporting structure</li> <li>– Upholstery construction consisting of a flexible padded polypropylene frame with soft slats</li> <li>– Mechanism enables the backrest to move (up to 10°)</li> <li>– Version in leather has ribbed backrest upholstery</li> </ul>
<b>Armrests</b>	<ul style="list-style-type: none"> <li>– Fixed armrests that flow into the supporting structure of the backrest; aluminium armrests with leather covers</li> <li>– Dimensions 215 mm x 30 mm</li> <li>– Clear width 490 mm</li> </ul>
<b>Seat</b>	<ul style="list-style-type: none"> <li>– Seat with generously upholstered seat pan, front edge of seat rounded</li> <li>– Shaped foam (polyurethane foam)</li> <li>– Upholstery thickness 50 mm</li> <li>– Width 490 mm, depth 430 mm</li> </ul>
<b>Seat height-adjustment</b>	<ul style="list-style-type: none"> <li>– Central seat spring, not height-adjustable, seat height 430 mm</li> <li>– Optional gaslift with mechanical depth-springing: reinforced cushioning of the body's weight even in the lowest seat position, height adjustment 380 - 500 mm</li> <li>– Optional memory swivel, not height-adjustable, seat height 430 mm</li> </ul>
<b>Base</b>	<ul style="list-style-type: none"> <li>– Aluminium base polished</li> <li>– Plastic glides, optional felt glides</li> <li>– Optionally with hard or soft castors (diameter 65 mm)</li> </ul>
<b>User weight</b>	<ul style="list-style-type: none"> <li>– Recommended for user weights up to 110 kg</li> </ul>
<b>Standards / Certificates</b>	<ul style="list-style-type: none"> <li>– GS label by TÜV Rheinland LGA Products GmbH / DIN EN 16139 L1</li> <li>– Tested for harmful substances by TÜV Rheinland LGA Products GmbH</li> <li>– QUALITY OFFICE quality seal</li> <li>– GREENGUARD certified</li> <li>– All available certificates can be found at: <a href="https://www.sedus.com/en/products/chairs/crossline">https://www.sedus.com/en/products/chairs/crossline</a></li> </ul>
   <div data-bbox="678 1256 758 1339"> <p>Schadstoffprüfung Regelmäßige Produkt- überwachung  www.tuv.com ID: 000043281</p> </div>  	
<b>Warranty</b>	<ul style="list-style-type: none"> <li>– 5 years (see guarantee terms)</li> </ul>

## ► Cantilever visitor chair

<b>Basic model</b>	<ul style="list-style-type: none"> <li>– Backrest upholstered, steel armrests with leather covers, steel frame not stackable chromed, model colour black</li> </ul>
<b>Backrest</b>	<ul style="list-style-type: none"> <li>– Polished aluminium supporting structure</li> <li>– Upholstery construction consisting of a flexible padded polypropylene frame with soft slats</li> <li>– Version in leather has ribbed backrest upholstery</li> </ul>
<b>Armrests</b>	<ul style="list-style-type: none"> <li>– Steel armrests with leather covers</li> <li>– Dimensions 220 x 30 mm, clear width 490 mm</li> </ul>
<b>Seat</b>	<ul style="list-style-type: none"> <li>– Seat with generously upholstered seat pan, front edge of seat rounded</li> <li>– Shaped foam (polyurethane foam)</li> <li>– Upholstery thickness 50 mm</li> <li>– Width 490 mm, depth 430 mm</li> </ul>
<b>Frame</b>	<ul style="list-style-type: none"> <li>– Steel frame, diameter 25 mm, tube wall thickness 2 mm</li> <li>– Stackable to 5 units or not stackable</li> <li>– Optional plastic or felt glides</li> </ul>

# Sedus crossline prime specification

---

**User weight** – Recommended for user weights up to 110 kg (up to 150 kg for non-constant use)

---

**Standards / Certificates**

- GS label by TÜV Rheinland LGA Products GmbH / DIN EN 16139 L1
- Tested for harmful substances by TÜV Rheinland LGA Products GmbH
- QUALITY OFFICE quality seal
- GREENGUARD certified
- All available certificates can be found at: <https://www.sedus.com/en/products/chairs/crossline>



---

**Warranty** – 5 years [see guarantee terms]

---

# se:line

# sedus

Flowing forms and intelligent construction – se:line, as a management and swivel conference chair, combines representative design with ultimate comfort. It automatically adapts to the user's weight and simply moves with the body.





Management and swivel  
conference chair from  
1.754,-



# Sedus se:line

## ► Management and swivel conference chair

		4	2	1	0	0
		Connect Cura Fame Step	Remix	Morph Steelcut Trio 3	Leather	Premium leather dark brown 06D black 06S
	Ic-200	1.754,-	1.800,-	1.873,-	2.246,-	2.668,-
	Ic-202	2.013,-	2.064,-	2.137,-	2.505,-	2.980,-

### Model colour / plastic parts

black	■ 103
-------	-------

### Armrests

Standard armrests with leather covers in black leather, as an option, the pads on the leather model may be selected in the colour of the leather used for the covers	■ 3112-0**
--	------------

### Seat height-adjustment

Central seat spring, not height-adjustable (in conjunction with glides code 2800 and 2801)	■ 1601
Gaslift height-adjustable (in conjunction with castors code 2700 and 2701)	□ 1503

### Base

Aluminium base black	■ 2203-103	
Aluminium base white aluminium	□ 2203-119	
Aluminium base polished	□ 2203-110	110,-

### Castors / Glides

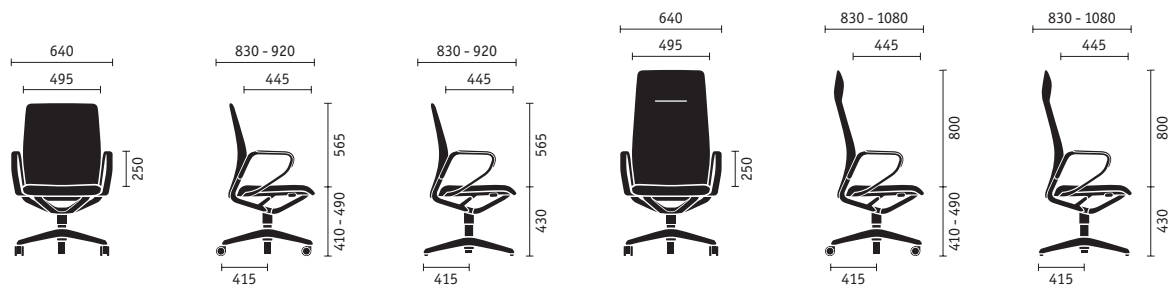
Plastic glides	■ 2800	
Felt glides	□ 2801	11,-
Hard castors for soft flooring	□ 2700	
Soft castors for hard flooring	□ 2701	

### Miscellaneous

Without transportation protection for castors	□ 6226
---	--------



On models with a polished star base, the backrest supports and base frames are polished as well.

Please note the information about the fabrics Morph and Steelcut Trio 3 of the Elegance Line on the page 'Covering materials'.



# Sedus se:line

## ► Management and swivel conference chair

		4	2	1	0	0
		Connect Cura Fame Step	Remix	Morph Steelcut Trio 3	Leather	Premium leather dark brown 06D black 06S
	Ic-100	1.754,-	1.800,-	1.873,-	2.246,-	2.668,-
	Ic-102	2.013,-	2.064,-	2.137,-	2.505,-	2.980,-

### Model colour / plastic parts

black	■ 103
-------	-------

### Armrests

Standard armrests with leather covers in black leather, as an option, the pads on the leather model may be selected in the colour of the leather used for the covers	■ 3112-0**
--	------------

### Seat height-adjustment

Gaslift height-adjustable	■ 1503
---------------------------	--------

### Base

Aluminium base black	■ 2203-103	
Aluminium base white aluminium	□ 2203-119	
Aluminium base polished	□ 2203-110	110,-

### Castors / Glides

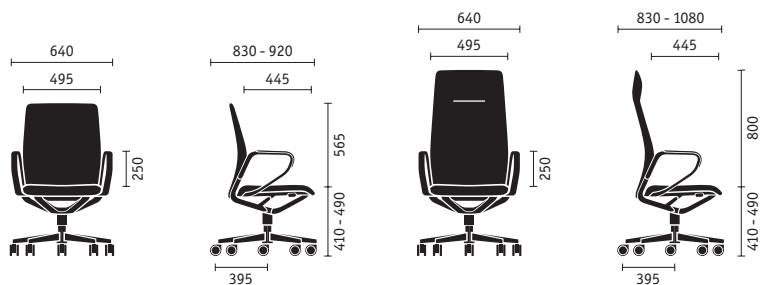
Hard castors for soft flooring	■ 2700
Soft castors for hard flooring	□ 2701

### Miscellaneous

Without transportation protection for castors	□ 6226
---	--------

On models with a polished star base, the backrest supports and base frames are polished as well.

Please note the information about the fabrics Morph and Steelcut Trio 3 of the Elegance Line on the page 'Covering materials'.





# Sedus se:line specification

## ► Management and swivel conference chair

<b>Basic model lc-200/202</b>	<ul style="list-style-type: none"> <li>– Backrest upholstered, standard armrests with leather covers, central seat spring, four-arm aluminium star base, model colour black, plastic glides</li> </ul>
<b>Basic model lc-100/102</b>	<ul style="list-style-type: none"> <li>– Backrest upholstered, standard armrests with leather covers, gaslift, five-arm aluminium star base, model colour black, hard castors for soft flooring</li> </ul>
<b>Leather</b>	<ul style="list-style-type: none"> <li>– The choice comprises the Sedus semi-aniline leather collection and a highly exclusive natural aniline leather with natural irregularities or that develops patina over the course of time</li> </ul>
<b>Backrest</b>	<ul style="list-style-type: none"> <li>– Backrest covered in fabric or leather, high-quality base upholstery in flexible stretch knitted fabric</li> <li>– Inside backrest frame in polypropylene, fibreglass reinforced</li> <li>– Two backrest heights measured over a used seat: medium-high backrest 565 mm, high backrest: 800 mm</li> <li>– Width 490 mm</li> </ul>
<b>Armrests</b>	<ul style="list-style-type: none"> <li>– Closed armrests transition in a flowing line in the supporting structure of the backrest</li> <li>– Armrests with a matt black UV-resistant coating with leather covers</li> <li>– Height 250 mm</li> <li>– Clear width 550 mm</li> </ul>
<b>Mechanism</b>	<ul style="list-style-type: none"> <li>– Body-synchronous sequence of movements</li> <li>– Automatic weight adjustment thanks to the innovative armrest concept in which the armrest acts as a spring tension</li> <li>– Backrest may be locked in an upright position</li> </ul>
<b>Seat</b>	<ul style="list-style-type: none"> <li>– Shaped foam (polyurethane)</li> <li>– Upholstery thickness 55 mm</li> <li>– Width 495 mm, depth 445 mm</li> </ul>
<b>Seat height-adjustment lc-200/202</b>	<ul style="list-style-type: none"> <li>– Central seat spring, not height-adjustable, seat height 430 mm, glides</li> <li>– Optional gaslift with mechanical depth-springing: reinforced cushioning of the body's weight even in the lowest seat position, height adjustment 410 - 490 mm, castors</li> </ul>
<b>Seat height-adjustment lc-100/102</b>	<ul style="list-style-type: none"> <li>– Gaslift with mechanical depth-springing: reinforced cushioning of the body's weight even in the lowest seat position, height adjustment 410 - 490 mm, castors</li> </ul>
<b>Base</b>	<ul style="list-style-type: none"> <li>– lc-200/lc-202: four-arm aluminium star base, powder coated black, white aluminium or polished, glides or castors (diameter 65 mm)</li> <li>– lc-100/lc-102: five-arm aluminium star base, powder coated black, white aluminium or polished, castors (diameter 65 mm)</li> </ul>
<b>User weight</b>	<ul style="list-style-type: none"> <li>– Recommended for user weights up to 110 kg</li> </ul>

<b>Standards / Certificates</b>	<ul style="list-style-type: none"> <li>– GS label by TÜV Rheinland LGA Products GmbH / DIN EN 16139 L1</li> <li>– Tested for harmful substances of TÜV Rheinland LGA Products GmbH</li> <li>– GREENGUARD certified</li> <li>– AGR quality seal - Healthy Backs Campaign</li> <li>– All available certificates can be found at: <a href="https://www.sedus.com/en/products/chairs/seline">https://www.sedus.com/en/products/chairs/seline</a></li> </ul>
---------------------------------	---



<b>Design awards</b>	<ul style="list-style-type: none"> <li>– ICONIC AWARDS 2017: Interior Innovation – Selection</li> <li>– Red Dot Award 2017, Winner</li> <li>– German Design Award 2018, Winner</li> </ul>
----------------------	---



<b>Warranty</b>	<ul style="list-style-type: none"> <li>– 5 years [see guarantee terms]</li> </ul>
-----------------	---

# mr. 24

# sedus

Development of the swivel chair was based on the highest quality standards and absolute robustness. Even for people weighing up to 200 kg, Sedus mr. 24 is ideal for use in three-shift operations.




Management swivel chair  
from 2.048,-

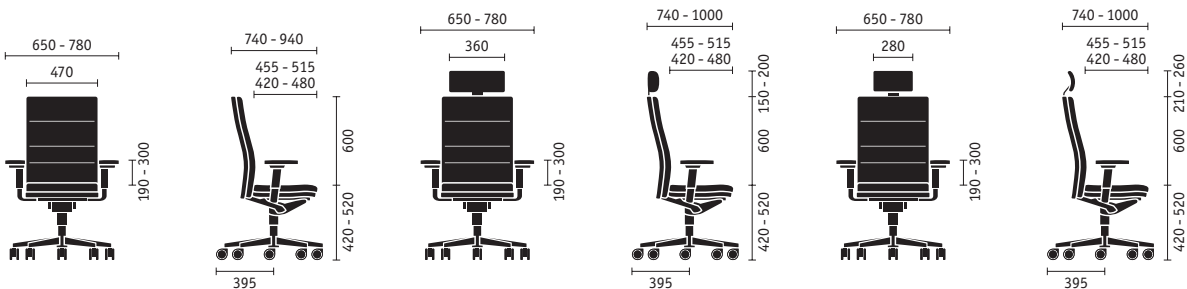


# Sedus mr. 24

► Swivel chair

	9	4	0	
	Phoenix	Pure	Leather	
	mr-102	2.048,-	2.129,-	2.719,-

<b>Model colour / plastic parts</b>		
black	■ 103	
<b>Armrests</b>		
3D armrests with soft-touch covers	■ 3314	
3D armrests with leather covers in black leather for models in fabric, for models in leather, the leather colour matches the upholstery choice	□ 3312	160,-
<b>Mechanism</b>		
Similar mechanism with tension control	■ 1101	
<b>Seat height-adjustment</b>		
Sedo-lift mechanism	■ 1501	
<b>Base</b>		
Aluminium base black	■ 2203-103	
Aluminium base polished	□ 2203-110	110,-
<b>Miscellaneous</b>		
Different cover for backrest	□ 7001-***	30,-
Soft castors for hard flooring	□ 6001	
Without transportation protection for castors	□ 6226	
Larger sliding seat (+ 35 mm seat depth)	□ 6033	32,-
Adjustable neck support in black imitation leather (height- and tilt-adjustable)	□ 7006-4KL	217,-
Height-adjustable neck support in black leather for models in fabric, for models in leather, the leather colour matches the upholstery choice	□ 7012-0**	278,-



# Sedus mr. 24 specification

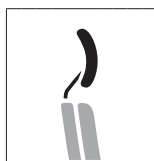
## ► Swivel chair

### Basic model


- Backrest upholstered, height-adjustable lumbar support, 3D armrests with soft-touch covers, Similar mechanism with tension control, Sedo-lift mechanism, aluminium base black, model colour black, hard castors for soft flooring

### Backrest

- Comfortable upholstery with quilted seams for optimum pressure distribution
- Backrest covered in fabric on all sides
- All-round edge frame in polyurethane for the backrest to protect edges and upholstery
- Thickness of foam on backrest upholstery 40 mm + 10 mm web
- Backrest upholstery can be changed
- Height- (70 mm) and depth-adjustable (40 mm) lumbar support
- Optional neck support covered in black imitation leather, adjustable in height and tilt, vertical 50 mm, forward/back 22.5 °
- Or neck support with ultra comfortable upholstery and covered in black leather, chrome-plated supports, with height adjustment 50 mm in five stages



Adjustable neck support



Height-adjustable neck support

### Armrests

- 3D armrests with soft-touch or leather covers, height adjustment 110 mm (190 - 300 mm)
- Armrest width adjustment 2 x 50 mm to the inside and outside to adjust the clear width [no tools required]
- Additional width adjustment of 2 x 15 mm using tools
- Armrest depth adjustment 80 mm



3D armrests with soft-touch or with leather covers

### Mechanism

- Similar mechanism with tension control: balanced force curve due to coordinated spring concept
- Seat and backrest move completely synchronised with the body
- Synchronicity relationship between seat and backrest 1:2.7
- Adaptation to different user weights enables sensitive latching of the rapid adjustment mechanism (leaning pressure 550 - 1500N [10N = 1 kg])
- Backrest inclination to approx. 32°, can be locked in virtually continuously variable manner (11 different settings)
- Permanent back support even when the backrest is inclined backwards at a wide angle, due to uniform force distribution of the mechanical springs

### Seat

- Comfortable upholstery with quilted seams for optimum pressure distribution
- Anatomically shaped seating surface with pelvis support and rounded front edge of seat
- Upholstery thickness 50 mm
- All-round edge frame in polyurethane for seat to protect edges and upholstery
- Seat upholstery can be changed
- Sliding seat with a seat surface depth adjustment of 420 to 480 mm and seat width of 470 mm, also available with a larger sliding seat and a seat depth adjustment from 455 mm to 515 mm

### Seat height-adjustment

- Sedo-lift mechanism: complete cushioning of body weight, even in lowest seating position, no compression of the spine when sitting down provided by hydraulic interlock, completely free of wear and tear, mechanical failure or gas lift replacement, height adjustment between 420 - 520 mm

### Base

- Aluminium base powder-coated black or polished
- Hard or soft castors with 65 mm diameter

### User weight

- Recommended for user weights up to 200 kg

# Sedus mr. 24 specification

---

## Standards / Certificates

- GS label by TÜV Rheinland LGA Products GmbH / DIN EN 1335 / DIN 4573
- Ergonomics Certificate by TÜV Rheinland LGA Products GmbH
- Tested for harmful substances by TÜV Rheinland LGA Products GmbH
- AGR quality seal - Healthy Backs Campaign
- ANSI/BIFMA X5.1
- BS 5459-2: 2000
- All available certificates can be found at: <https://www.sedus.com/en/products/chairs/mr24>



---

## Warranty

- 5 years [see guarantee terms]
  - 30 years for Sedo-lift mechanism [see guarantee terms]
-

A compact, monoblock-designed workplace reduced to the bare essentials: this is the se:note. It can be quickly grouped together in agile workplace concepts as a practical, visual highlight and used as required.



Micro Workstation 326,-



# Sedus se:note

► Micro Workstation



nt-905

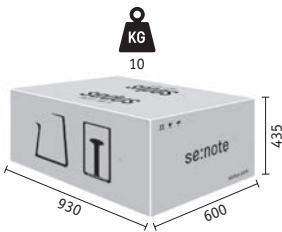
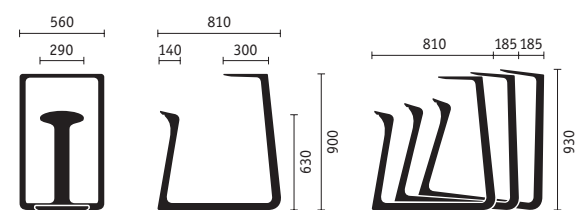
326,-

**Model colour / plastic parts**

black	■ 103
light grey	□ 147
basalt grey	□ 155





**Castors / Glides**

Felt glides	■ 2801
-------------	--------



# Sedus se:note specification

## ► Micro Workstation

<b>Basic model</b>	<ul style="list-style-type: none"><li>- Model of fibre-glass reinforced polypropylene with 60% recyclet</li><li>- Light overall weight of 6 kg</li></ul>
<b>Seat</b>	<ul style="list-style-type: none"><li>- Ergonomically shaped concave seat in plastic with a seat pan and a slightly sloping bevelled seat edge</li></ul>
<b>Frame</b>	<ul style="list-style-type: none"><li>- Tilt-resistant V-shaped frame made of non-slip plastic and a small load-bearing area</li><li>- Can be limitlessly stacked into each other; stacked storage + 185 mm per additional unit</li></ul>
<b>Glides</b>	<ul style="list-style-type: none"><li>- The supplied felt glides can be attached by the user as needed. They are particularly suitable for sensitive floors.</li></ul>
<b>Table</b>	<ul style="list-style-type: none"><li>- Desk surface with an integrated pen tray or anti-slip protection helps to keep pens, electronic devices etc. on the desk</li></ul>
<b>User weight</b>	<ul style="list-style-type: none"><li>- Recommended for user weights up to 110 kg</li></ul>
<b>Shipping / dispatch</b>	<ul style="list-style-type: none"><li>- The model is available in a space-saving package (915 x 585 x 410 mm) for safe delivery by courier. Unique and easy to assemble.</li></ul>
<b>Standards / Certificates</b>	<ul style="list-style-type: none"><li>- GS label by TÜV Rheinland LGA Products GmbH / DIN EN 16139 L1</li><li>- Tested for harmful substances by TÜV Rheinland LGA Products GmbH</li><li>- GREENGUARD certified</li><li>- All available certificates can be found at: <a href="https://www.sedus.com/en/products/chairs/senote">https://www.sedus.com/en/products/chairs/senote</a></li></ul>
<div><div><small>Schadstoffgeprüft Regelmäßige Produkt- überwachung</small> <small>www.tuv.com ID: 0000043281</small></div></div>	
<b>Warranty</b>	<ul style="list-style-type: none"><li>- 5 years [see guarantee terms]</li></ul>



se:mood is a light, universally suitable visitor chair with a special design concept. Due to the innovative approach to motion, the se:mood provides for an activating movement of the backrest and, therefore, for extra comfort.



4-leg visitor chair from  
209,-




Cushion of wool felt 82,-



# Sedus se:mood


► Four-leg version



md-223/7101

Seat and backrest of plastic


209,-



md-223/7111

Seat and backrest in PET felt


315,-



md-001/6943

Cushion of wool felt, grey

82,-



md-001/6944

Cushion of wool felt, graphite

82,-

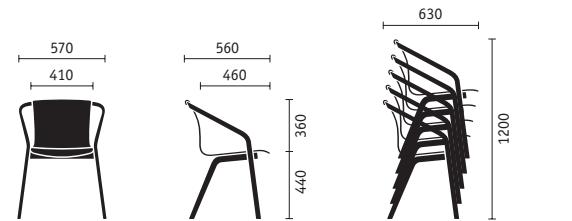
Model colour / plastic parts	
black	■ 103
light grey	□ 147
basalt grey	□ 155
antique pink	□ 156
fjord green	□ 157

PET Felt	
anthracite	■ V51
light-grey	□ V52

Frame	
Plastic frame, stackable, black	■ 8601-103
Plastic frame, stackable, light grey	□ 8601-147
Plastic frame, stackable, basalt grey	□ 8601-155

Castors / Glides	
Plastic glides	■ 2800

se:mood



# Sedus se:mood specification

## ► Four-leg version

- Shell**
- One-piece ergonomically shaped seat shell with lumbar protrusion, tapered backrest, gently shaped seat recess and slightly sloping, all-round bevelled seat
  - Seat shell in two versions:
  - 1. Polypropylene plastic, 100 % recycled material
  - 2. PET felt: form fleece made of polyester fibres with up to 100 % recycled material

- Cushions**
- Optional upholstered cushion, approx. 16 mm thick with an approx. 10 mm foam filling, sown with 2 x approx. 3-mm layers of genuine wool felt, non-slip finish on the underside
  - Optionally, grey or graphite, the underside is always in anthracite
  - Size 395 x 370 mm

- Frame**
- Frame: plastic made of glass-fibre reinforced polypropylene, 100 % recycled material
  - The armrests are an integral part of the frame and are connected to form a round arch to carry the seat shell with the suspended seat area
  - Stackable up to max. 5 units

- User weight**
- Recommended for user weights up to 130 kg (up to 150 kg for occasional use)

- Standards / Certificates**
- GS label by TÜV Rheinland LGA Products GmbH / DIN EN 16139 L1 / DIN 4573
  - Tested for harmful substances by TÜV Rheinland LGA Products GmbH
  - GREENGUARD certified
  - Awarded BLAUER ENGEL
  - All available certificates can be found at: <https://www.sedus.com/en/products/chairs/se:mood>



- Design awards**
- ICONIC AWARDS 2021: Interior Innovation – Best of Best
  - iF DESIGN AWARD 2021, Discipline Product
  - Red Dot Design Award 2021, Winner
  - German Design Award 2022, Winner



- Warranty**
- 5 years [see guarantee terms]

Meeting rooms, lounge or waiting areas: The visitor's chair brings lightness, can be excellently combined with other furniture and fulfils exactly the requirements that are placed on it. It is an ergonomic seating experience with an attractive price-performance ratio.



4-leg visitor chair from  
313,-





Cantilever visitor chair from  
313,-



# Sedus se:do

## ► Visitor chairs

	9	4	2	1	
	Atlantic Era Nova Phoenix Customer's Own	Connect Cura Fame Pure Step	Remix Tempt	Morph Steelcut Trio 3	
	ap-220	313,-	349,-	373,-	444,-
<hr/>					
	ap-230	313,-	349,-	373,-	444,-

### Upholstery

Seat upholstered, backrest with membrane cover	■ 7201-M**	
Seat and backrest upholstered	□ 7103-9**	37,-
Seat and backrest upholstered	□ 7103-4**	72,-
Seat and backrest upholstered	□ 7103-2**	96,-
Seat and backrest upholstered	□ 7103-1**	167,-

### Model colour / plastic parts

black	■ 103	
-------	-------	--

### Armrests

Without armrests	■ 3000	
Fixed armrests made of plastic	□ 3110	35,-

### Frame ap-220

Steel frame stackable black	■ 8001-103	
Steel frame stackable white aluminium	□ 8001-119	
Steel frame stackable chromed	□ 8001-100	56,-

### Frame ap-230

Steel frame stackable black	■ 8001-103	
Steel frame stackable white aluminium	□ 8001-119	
Steel frame stackable chromed	□ 8001-100	56,-
Steel frame not stackable black	□ 8002-103	
Steel frame not stackable white aluminium	□ 8002-119	
Steel frame not stackable chromed	□ 8002-100	56,-

### Castors / Glides ap-220

Stainless steel glides	■ 2802	
Plastic glides	□ 2800	
Felt glides	□ 2801	11,-
Hard castors for soft flooring	□ 2700	30,-
Soft castors for hard flooring	□ 2701	30,-

### Castors / Glides ap-230

Without glides	■ 0000	
Plastic glides	□ 2800	11,-
Felt glides	□ 2801	11,-

### Miscellaneous

Fire protection version – possible in combination with membrane cover (7201-M**) and the fabrics Step or		
Fame	□ 6004	10,-
Different cover for backrest for code 7103	□ 7001-***	30,-

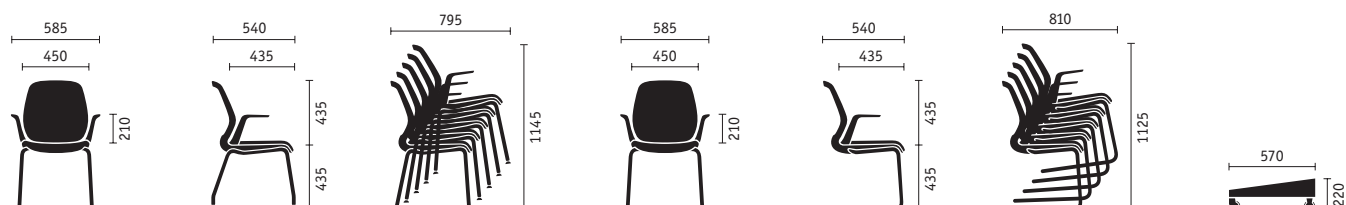
### Accessories ap-001

Stacking trolley only for 4-leg chairs	□ 6916	269,-
--	--------	-------

Membrane cover in the colours:








M81 black, M83 grey, M84 blue, M8A olive green

Please note the information about the fabrics Morph and Steelcut Trio 3 of the Elegance Line on the page 'Covering materials'.



# Sedus se:do specification

## ► Visitor chairs

<b>Backrest</b>	<ul style="list-style-type: none"> <li>– Plastic frame integrated into the frame structure, always black</li> <li>– Backrest with two upholstery versions: <ul style="list-style-type: none"> <li>– 1. „Membrane“: mesh cover made from self-supporting knitted fabric</li> <li>– 2. „Slim upholstery“: backrest upholstery covered with fabrics from the Sedus collection analogous to the se:do swivel chair and black supporting mesh on the back</li> </ul> </li> </ul>
<b>Shell</b>	<ul style="list-style-type: none"> <li>– Ergonomically shaped seat shell</li> </ul>
<b>Armrests</b>	<ul style="list-style-type: none"> <li>– Without armrests</li> <li>– Optionally standard armrests, armrest covers 170 x 35 mm, clear width 510 mm</li> </ul>
<b>Seat</b>	<ul style="list-style-type: none"> <li>– Anatomically shaped seat surface with pelvis support, seat pan and rounded front edge of seat</li> <li>– Upholstery thickness 50 mm</li> <li>– Width 450 mm, depth 435 mm</li> </ul>
<b>Frame</b>	<ul style="list-style-type: none"> <li>– Four-leg chair: steel tube (round tube), Ø 22 mm, wall thickness 2.0 mm, stackable max. 5 chairs with stacking trolley, stainless steel glides, plastic or felt glides as an option</li> <li>– Four-leg chair optionally with castors (Ø 37 mm), stackable up to 5 units on flat surface for storage</li> <li>– Cantilever chair: steel tube (round tube), Ø 22 mm, wall thickness 2.5 mm, not stackable or stackable max. 5 chairs, plastic or felt glides as an option</li> </ul>
<b>User weight</b>	<ul style="list-style-type: none"> <li>– Recommended for user weights up to 130 kg</li> </ul>
<b>Standards / Certificates</b>	<ul style="list-style-type: none"> <li>– GS label by TÜV Rheinland LGA Products GmbH / DIN EN 16139 L1 / DIN 4573</li> <li>– Tested for harmful substances by TÜV Rheinland LGA Products GmbH</li> <li>– QUALITY OFFICE quality seal</li> <li>– GREENGUARD certified</li> <li>– Awarded BLAUER ENGEL</li> <li>– All available certificates can be found at: <a href="https://www.sedus.com/en/products/chairs/sedo-visitor-chair">https://www.sedus.com/en/products/chairs/sedo-visitor-chair</a></li> </ul> <div>    <div> <small>Schadstoffgeprüft Regelmäßige Produkt- überwachung</small>  <a href="http://www.tuv.com">www.tuv.com</a>  <small>ID: 0000043281</small> </div>    <div> <a href="http://www.blauer-engel.de/uz117">www.blauer-engel.de/uz117</a> </div> </div>
<b>Design awards</b>	<ul style="list-style-type: none"> <li>– ICONIC AWARDS 2021: Interior Innovation – Selection</li> </ul> <div>  </div>
<b>Warranty</b>	<ul style="list-style-type: none"> <li>– 5 years (see guarantee terms)</li> </ul>

Reduced and strong in character? Dynamic and modern? Light and fresh? se:joy is notable for many attributes. The harmonious lines and the design language catch the eye. With the “comfo flex” the supporting structure has been optimised to provide even more freedom of movement.



Office / conference swivel chair from 498,-



Swivel chair with a counter design from 852,-



# Sedus se:joy

► Easy office / conference swivel chair



ec-180

585,-

### Upholstery

Seat and backrest with membrane cover	■ 7205-M**
---------------------------------------	------------

### Model colour / plastic parts

black	■ 103	
light grey	□ 147	37,-

### Armrests

Fixed armrests made of plastic	■ 3110	
Without armrests	□ 3000	./87,-

### Seat height-adjustment

Gaslift with mechanical depth-springing	■ 1506	
Gaslift for counter design with footring (possible in combination with aluminium base and armrests)	□ 1513	222,-

### Base

Plastic base black	■ 2401-103	
Plastic base light grey	□ 2401-147	
Aluminium base black (in combination with counter design)	□ 2203-103	45,-
Aluminium base light grey (in combination with counter design)	□ 2203-147	45,-

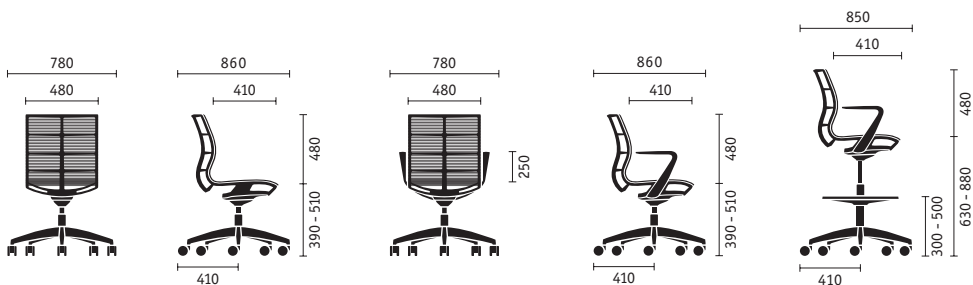
### Castors / Glides

Hard castors for soft flooring	■ 2700	
Soft castors for hard flooring	□ 2701	
Constantly braked castors (in combination with counter design, always with protection for castor)	□ 2704	

### Miscellaneous

Without transportation protection for castors	□ 6226	
Fire protection version	□ 6004	15,-


Membrane cover in the colours:  
M72 olive green, M75 orange, M77 sand, M78 light grey, M79 anthracite





# Sedus se:joy specification

## ► Easy office / conference swivel chair

<b>Sales argumentation</b>	<ul style="list-style-type: none"><li>- With the "comfo flex", the se:joy with its distinctive characteristics has received an update and now delivers even more dynamic performance. The supporting structure has been optimised to provide even more freedom of movement.</li><li>- Seat and backrest in a single-piece supporting structure with membrane cover in knitted fabric provide a comfortable, ergonomic sitting position</li><li>- Innovative fabric structures on the seat (supporting structure) and backrest (flexible structure) provide a supporting sitting zone with an elastic backrest area at the same time with no wearing out over the longterm</li><li>- Lightweight yet structure-giving design for emotional appeal and a stimulating working environment</li></ul>
<b>Perfect suitability</b>	<ul style="list-style-type: none"><li>- Meetings, conferences, temporary project and office workspaces, visitor areas and home offices</li></ul>
<b>Basic model</b>	<ul style="list-style-type: none"><li>- Seat and backrest covered with a knitted membrane, rotating function, swing mechanism, adjustable backrest, continuous height adjustment using a gas spring and mechanical depth suspension, plastic armrest</li></ul>
<b>Backrest</b>	<ul style="list-style-type: none"><li>- Seat and backrest made from a single support structure with a membrane cover made from a knitted fabric guarantee a comfortable and ergonomic sitting position</li><li>- Generously proportioned backrest suitable for almost every body size</li></ul>
<b>Armrests</b>	<ul style="list-style-type: none"><li>- Ergonomically shaped plastic armrests to take the load from the shoulders and neck muscles</li><li>- Can be optionally omitted from the basic model</li></ul>
<b>Seat height-adjustment</b>	<ul style="list-style-type: none"><li>- Continuous height adjustment using a low-friction gas spring with mechanical depth suspension, suspension of the body weight even in the lowest seating position, suitable for almost every body size</li><li>- Seat height from 390 mm to 510 mm, height adjustment 120 mm</li></ul>
<b>Base</b>	<ul style="list-style-type: none"><li>- Plastic (glass fibre-reinforced polyamide) cross-shaped base, black or light grey, Ø 65 mm castors</li><li>- Hard or soft castors at the customer's option</li></ul>
<b>Counter design</b>	<ul style="list-style-type: none"><li>- Fußring mit 19 mm breiter Auflagefläche, höhenverstellbar von 300 - 500 mm, Ø 500 mm</li><li>- Fußring und Gasfeder in Schwarz, Oberfläche Fußring in Aluminium gebürstet</li><li>- Aluminiumfuß - Farbe wird durch Modellfarbe bestimmt</li><li>- Sitzhöhe 630 - 880 mm</li><li>- Konstant gebremste Rollen für sicheres Aufsteigen bei voller Mobilität des Stuhles, stets mit weichem Belag für verbesserte Haftung auch bei glatten Böden, Ø 65 mm</li><li>- Empfohlen für ein Benutzergewicht bis 110 kg</li></ul>
<div></div> <div>Fußring</div>	
<b>User weight</b>	<ul style="list-style-type: none"><li>- Recommended for user weights up to 130 kg</li></ul>

# Sedus se:joy specification

## Standards / Certificates

- GS label by TÜV Rheinland LGA Products GmbH / DIN EN 1335 / DIN 4573
- Tested for harmful substances by TÜV Rheinland LGA Products GmbH
- QUALITY OFFICE quality seal
- GREENGUARD certified
- AGR quality seal - Healthy Backs Campaign
- Awarded BLAUER ENGEL
- All available certificates can be found at: <https://www.sedus.com/en/products/chairs/sejoy>



[www.blauer-engel.de/uz117](https://www.blauer-engel.de/uz117)

## Design awards

- iF DESIGN AWARD 2018, Discipline Product
- German Design Award 2018, Special
- ICONIC AWARDS 2018: Interior Innovation – Winner
- Red Dot Award 2018, Winner



reddot award 2018  
winner

## Warranty

- 5 years (see guarantee terms)

# turn around

sedus

Dynamic working in variable teams and at flexible places is the rule in the office today. turn around, available in a high and a low version, conveys a dynamic sitting experience and encourages posture changes.



High desk chair from 948,-





Swivel chair from 676,-



# Sedus turn around

► High desk chair, swivel chair

		9	4	2	1	0
		Atlantic Era Nova Phoenix	Connect Cura Fame Step Imitation leather	Tempt	Morph Steelcut Trio 3	Leather
	tu-181	948,-	987,-	1.024,-	1.125,-	1.340,-
	tu-180	676,-	715,-	751,-	846,-	1.069,-

## Model colour / plastic parts

black	■	103
clear white	□	158

## Seat height-adjustment

Gaslift	■	1503	
Sedo-lift mechanism III [for tu-180]	□	1514	50,-

## Base

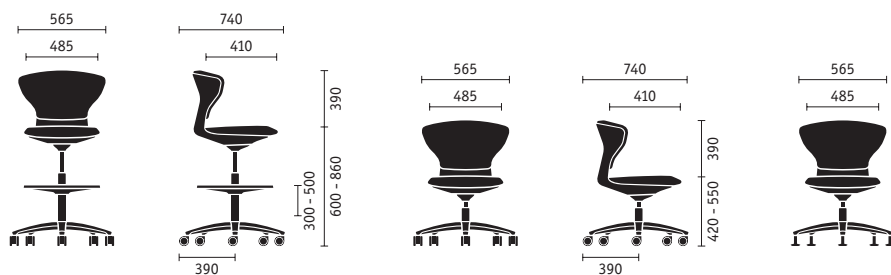
Aluminium base black	■	2203-103	
Aluminium base clear white	□	2203-158	
Aluminium base polished	□	2203-110	110,-

## Miscellaneous

Different cover for backrest	□	7001-***	30,-
Fire protection version – possible in combination with the cover fabrics Step or Fame	□	6004	15,-
Without transportation protection for castors	□	6226	
Plastic glides	□	6202	11,-
Felt glides	□	6201	11,-
Soft castors for hard flooring for tu-180	□	6001	












Please note the information about the fabrics Morph and Steelcut Trio 3 of the Elegance Line on the page 'Covering materials'.

turn around



# Sedus turn around specification

## ► High desk chair, swivel chair

<b>Backrest</b>	<ul style="list-style-type: none"> <li>One-piece polypropylene shell, up to 40% recycled material</li> <li>Backrest with wrap-around shell contour allows change of posture for laterally turned in seat positions</li> <li>Upholstery thickness 40 mm</li> <li>Backrest upholstery with all-round upholstered surface at the backrest interface, integrated armrest pads and lumbar support shape</li> </ul>
<b>Mechanism</b>	<ul style="list-style-type: none"> <li>The bottom of the shell ends with a form-fit to the swing mechanism. It allows movement backwards and forwards</li> </ul>
<b>Seat</b>	<ul style="list-style-type: none"> <li>Seat in round basic shape with all-round dynamic chamfer on the front edge of the seat: Getting on from the side and standing sitting are made easier</li> <li>Upholstery thickness 70 mm</li> </ul>
<b>Seat height-adjustment</b>	<ul style="list-style-type: none"> <li>High desk chair: gas spring for infinitely variable height adjustment 600 - 860 mm</li> <li>Swivel chair: gas spring for infinitely variable height adjustment 420 - 550 mm; optional Sedo-lift mechanism III: complete cushioning of body weight, even in lowest seating position, no compression of the spine when sitting down provided by pneumatic interlock, completely free of wear and tear, mechanical failure or gas lift replacement, height adjustment between 430 - 540 mm</li> </ul>
<b>Base</b>	<ul style="list-style-type: none"> <li>Aluminium base powder coated black, clear white or polished</li> <li>High desk chair: footring height adjustable with easily recognisable adjusting wheel, with 19 mm wide contact surface and a diameter of 500 mm, adjustment range 200 mm, footring and gas spring in black, footring finish in brushed aluminium, constantly braked castors for safe mounting with full mobility of the chair, always with soft covering for improved grip even on smooth floors, 65 mm diameter, optionally plastic or felt glides</li> <li>Swivel chair: hard or soft castors with 65 mm diameter, optional plastic or felt glides; optional Sedo-lift mechanism III: complete cushioning of body weight, even in lowest seating position, no compression of the spine when sitting down provided by pneumatic interlock, completely free of wear and tear, mechanical failure or gas lift replacement, height adjustment between 420 - 530 mm</li> </ul>
<b>User weight</b>	<ul style="list-style-type: none"> <li>Recommended for user weights up to 110 kg (tu-181) or 150 kg (tu-180)</li> </ul>
<b>Standards / Certificates</b>	<ul style="list-style-type: none"> <li>GS label by TÜV Rheinland LGA Products GmbH / DIN EN 16139 L1 / DIN 68878</li> <li>Tested for harmful substances by TÜV Rheinland LGA Products GmbH</li> <li>GREENGUARD certified</li> <li>AGR (se:lab concept) – Seal of approval of Aktion Gesunder Rücken e.V. (Campaign for Healthier Backs)</li> <li>Awarded BLAUER ENGEL</li> <li>All available certificates can be found at: <a href="https://www.sedus.com/en/products/chairs/turn-around">https://www.sedus.com/en/products/chairs/turn-around</a></li> </ul>
       	
<b>Design awards</b>	<ul style="list-style-type: none"> <li>iF DESIGN AWARD 2015, Discipline Product</li> <li>interior innovation award 2015, Selection</li> <li>German Design Award 2016, Special Mention</li> </ul>
  	
<b>Warranty</b>	<ul style="list-style-type: none"> <li>5 years (see guarantee terms)</li> <li>30 years for Sedo-lift mechanism (see guarantee terms)</li> </ul>

# se:fit

# sedus

Whether spontaneous collaboration at the workplace, stand-up meeting in the project room or work in the front office: se:fit is always a perfect match! Because with this stool and stand-up aid hybrid, active sitting becomes child's play.



Standing seat from 239,-



# Sedus se:fit

► Stool and standing aid

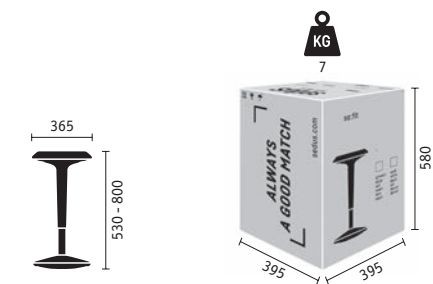


sf-905

239,-











Upholstery	
Seat upholstered	■ 7106
Gabriel Runner	■ 4RU
Colour number	
Runner anthracite	■ R60025
Runner grey	□ R60165
Runner red	□ R64089
Runner blue	□ R66063
Runner green	□ R68056
Model colour / plastic parts	
black	■ 103
clear white	□ 158

Model colour black (103) can be combined with the colour number anthracite (R60025) or red (R64089);  
model colour clear white (158) can be combined with the colour number grey (R60165), blue (R66063) or green (R68056)



# Sedus se:fit specification

## ► Stool and standing aid

<b>Seat</b>	<ul style="list-style-type: none"> <li>- Ergonomically shaped, rounded concave seat, with a slight slope and all-round bevel</li> <li>- Groove for gripping below the seat to allow it to be carried</li> </ul>
<b>Seat height-adjustment</b>	<ul style="list-style-type: none"> <li>- Height adjustment: Seat height when in use 530 to 800 mm; seat height when not in use 540 to 840 mm</li> <li>- Two large operating buttons for height adjustment, located below the seat for easy access, can be operated independently of each other, to make them easier to feel, the buttons are raised up from the lower part of the seat.</li> </ul>
<b>Base</b>	<ul style="list-style-type: none"> <li>- Convex shaped base, tiltable in all directions with non-slip surface made of TPE</li> </ul>
<b>User weight</b>	<ul style="list-style-type: none"> <li>- Recommended for user weights up to 110 kg</li> </ul>
<b>Standards / Certificates</b>	<ul style="list-style-type: none"> <li>- GS label by TÜV Rheinland LGA Products GmbH / DIN EN 16139 L1</li> <li>- Tested for harmful substances by TÜV Rheinland LGA Products GmbH</li> <li>- GREENGUARD certified</li> <li>- AGR (se:lab concept) – Seal of approval of Aktion Gesunder Rücken e.V. (Campaign for Healthier Backs)</li> <li>- Awarded BLAUER ENGEL</li> <li>- All available certificates can be found at: <a href="https://www.sedus.com/en/products/chairs/sefit">https://www.sedus.com/en/products/chairs/sefit</a></li> </ul> <div>    <div> <small>Schadstoffprüfung Regelmäßige Produkt- überwachung</small>  <a href="https://www.tuv.com">www.tuv.com</a>  <small>ID: 0000543281</small> </div>    <div> <a href="https://www.blauer-engel.de/uz117">www.blauer-engel.de/uz117</a> </div> </div>
<b>Design awards</b>	<ul style="list-style-type: none"> <li>- ICONIC AWARDS 2019: Interior Innovation – Best of Best</li> <li>- iF DESIGN AWARD 2019, Discipline Product</li> <li>- Red Dot Award 2019, Winner</li> <li>- German Design Award 2020, Winner</li> </ul> <div>    <div> <small>reddot award 2019 winner</small> </div>  </div>
<b>Warranty</b>	<ul style="list-style-type: none"> <li>- 5 years (see guarantee terms)</li> </ul>



# se:lab hopper

sedus

The se:lab hopper promotes movement and exchange and serves as a source of inspiration. Dynamic sitting allows for a variety of postures and also encourages spontaneous relaxation.




Standing seat from 376,-



# Sedus se:lab hopper

► Stool and standing seat

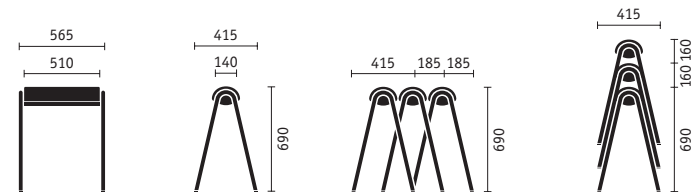
		<b>9</b>	<b>4</b>	<b>2</b>	<b>1</b>
		Atlantic	Connect	Milano	Breeze Fusion
		Era	Cura	Remix	Morph
		Nova	Fame	Tempt	Steelcut Trio 3
		Phoenix	Step Imitation leather		
	<b>lp-905</b>	376,-	397,-	427,-	455,-

Frame	
Steel frame stackable black	■ 8001-103
Steel frame stackable fjord green	□ 8001-157
Steel frame stackable clear white	□ 8001-158
Steel frame stackable cayenne red	□ 8001-159
Steel frame stackable sand beige	□ 8001-160

Castors / Glides	
Plastic glides	■ 2800
Felt glides	□ 2801 11,-











Please note the information about the fabrics Morph and Steelcut Trio 3 of the Elegance Line on the page 'Covering materials'.

se:lab hopper



# Sedus se:lab hopper specification

## ► Stool and standing seat

<b>Basic model</b>	<ul style="list-style-type: none"> <li>– Light overall weight of 6.8 kg</li> </ul>
<b>Seat</b>	<ul style="list-style-type: none"> <li>– Ergonomically shaped seat made of soft foam padding covered with fabric</li> <li>– Individual upholstery with different fabrics is available</li> <li>– The width of the seat encourages quick standing up due to the support surface on both sides</li> <li>– Upholstery thickness 30 - 65 mm</li> </ul>
<b>Frame</b>	<ul style="list-style-type: none"> <li>– V-shaped steel frame</li> <li>– Steel tube (round tube): Ø 30 mm, wall thickness 2 mm</li> <li>– Limitlessly stacked into each other; stacked storage + 185 mm per additional unit</li> <li>– Can be stacked to a maximum of 3 units on top of each other using stacking protection; stacked storage: + 160 mm per additional unit</li> </ul>
<b>Glides</b>	<ul style="list-style-type: none"> <li>– Universal glides, black, optional felt glides</li> </ul>
<b>User weight</b>	<ul style="list-style-type: none"> <li>– Recommended for user weights up to 110 kg</li> </ul>
<b>Standards / Certificates</b>	<ul style="list-style-type: none"> <li>– GS label of TÜV Rheinland LGA Products GmbH / DIN EN 16139 L1</li> <li>– Tested for harmful substances by TÜV Rheinland LGA Products GmbH</li> <li>– GREENGUARD certified</li> <li>– AGR (se:lab concept) – Seal of approval of Aktion Gesunder Rücken e.V. (Campaign for Healthier Backs)</li> <li>– Awarded BLAUER ENGEL</li> <li>– All available certificates can be found at: <a href="https://www.sedus.com/en/products/chairs/selab-hopper">https://www.sedus.com/en/products/chairs/selab-hopper</a></li> </ul> <div>       </div>
<b>Design awards</b>	<ul style="list-style-type: none"> <li>– ICONIC AWARDS 2021: Interior Innovation – Winner</li> <li>– iF DESIGN AWARD 2021, Discipline Product</li> <li>– Red Dot Design Award 2021, Winner</li> <li>– German Design Award 2022, Winner</li> </ul> <div>     </div>
<b>Warranty</b>	<ul style="list-style-type: none"> <li>– 5 years (see guarantee terms)</li> </ul>

# TAKEoSEAT

sedus

Practical folding stool for spontaneous, brief and active sitting in various sitting positions. Due to its folding mechanism, the stool can be easily folded up and down, carried and stowed away to save space.



Folding stool



# Sedus TAKEoSEAT

► Folding stool



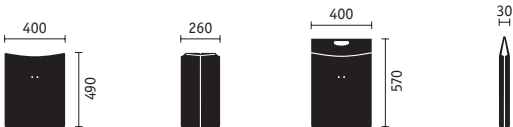
lo-905

**Packaging units**

5 pieces unpacked in a covering box	□ 5U	1.219,-
5 pieces boxed in a covering box	□ 5K	1.286,-
10 pieces unpacked in a covering box	□ 10U	2.290,-
10 pieces boxed in a covering box	□ 10K	2.424,-






**PET Felt**

anthracite	■ V51
light-grey	□ V52
5 x anthracite / 5 x light-grey (for 10U/10K)	□ V81



# Sedus TAKEoSEAT specification

## ► Folding stool

<b>Basic model</b>	<ul style="list-style-type: none"><li>- Light overall weight of 2 kg</li><li>- Folding stool made of PET felt: Form fleece made of polyester fibres with up to 100% recycled material</li></ul>
<b>Seat</b>	<ul style="list-style-type: none"><li>- Concave seat with slightly rounded edges for comfortable sitting in different positions</li><li>- Seat height 460 mm</li></ul>
<b>Operation</b>	<ul style="list-style-type: none"><li>- Simple folding mechanism</li><li>- The folding stool can be folded up by pressing in the two seat halves, it can be folded down by pulling up the seat halves by the carrying handle</li><li>- Integrated carrying handle in the seat surface for comfortable carrying of the folding stool</li></ul>
<b>User weight</b>	<ul style="list-style-type: none"><li>- Recommended for user weights up to 130 kg</li></ul>
<b>Shipping / dispatch</b>	<ul style="list-style-type: none"><li>- TAKEoSEAT is available fully-assembled in various packaging units</li></ul>
<b>Standards / Certificates</b>	<ul style="list-style-type: none"><li>- Tested for safety by TÜV Rheinland LGA Products GmbH / DIN EN 16139 L1 / DIN 4573</li><li>- Tested for harmful substances by TÜV Rheinland LGA Products GmbH</li><li>- GREENGUARD Certificate</li><li>- All available certificates can be found at: <a href="https://www.sedus.com/en/products/chairs/takeoseat">https://www.sedus.com/en/products/chairs/takeoseat</a></li></ul>
<div><div>Schadstoffgeprüft Regelmäßige Produkt- überwachung <a href="https://www.tuv.com">www.tuv.com</a> ID: 9000043281</div></div>	
<b>Design awards</b>	<ul style="list-style-type: none"><li>- iF DESIGN AWARD 2021, Discipline Product</li></ul>
	
<b>Warranty</b>	<ul style="list-style-type: none"><li>- 2 years</li></ul>

The communication chair provides freedom of movement with the functions of a mobile, stackable chair for seminars and training courses. Parked in a small space, flip flap is quickly there in any communication situation.




Communication chair from  
501,-



# Sedus flip flap

► Communication chair

		9	4	2	1	0
		Atlantic	Connect	Remix	Morph	Leather
		Era	Cura	Tempt	Steelcut Trio 3	
		Nova	Fame	Customer's Own		
		Phoenix	Step	Leather		
		Customer's Own	Imitation leather			
	fl-220	501,-	521,-	541,-	576,-	677,-

## Model colour / plastic parts

black	■	103
clear white	□	158

## Armrests

Without armrests	■	3000	
Fixed armrests made of plastic	□	3110	84,-

## Frame

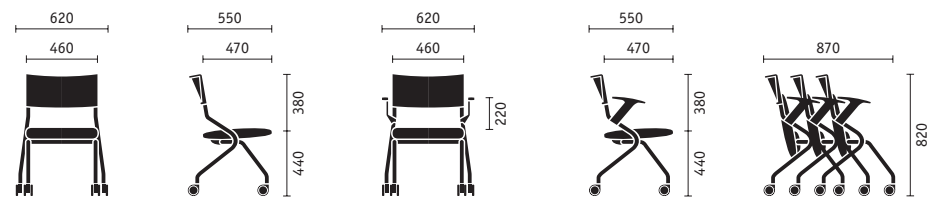
Steel frame, nesting white aluminium	■	8003-119	
Steel frame, nesting black	□	8003-103	
Steel frame, nesting chromed	□	8003-100	51,-

## Miscellaneous

Soft castors for hard flooring	□	6001	
Without transportation protection for castors	□	6226	

Please note the information about the fabrics Morph and Steelcut Trio 3 of the Elegance Line on the page 'Covering materials'.

flip flap





# Sedus flip flap specification

## ► Communication chair

<b>Backrest</b>	<ul style="list-style-type: none"><li>- Ergonomically designed black plastic backrest</li></ul>
<b>Armrests</b>	<ul style="list-style-type: none"><li>- Armrests (armrest height 220 mm) made of black plastic</li><li>- Dimensions 215 mm x 40 mm</li></ul>
<b>Seat</b>	<ul style="list-style-type: none"><li>- Folding seat, fully upholstered</li><li>- Upholstery thickness 40 mm</li><li>- Height 470 mm, width 460 mm</li></ul>
<b>Frame</b>	<ul style="list-style-type: none"><li>- 4-leg tubular steel frame on castors, stackable/nesting</li><li>- Steel frame, diameter 25 mm, tube wall thickness 2.5 mm, hard or soft castors with 65 mm diameter</li></ul>
<b>User weight</b>	<ul style="list-style-type: none"><li>- Recommended for user weights up to 110 kg (up to 150 kg for non-constant use)</li></ul>
<b>Warranty</b>	<ul style="list-style-type: none"><li>- 5 years (see guarantee terms)</li></ul>

# meet chair

sedus

meet chair is available in a four-leg or a skid version with delicate, stackable frames for use in bistros and canteens and as a swivel chair for use in meetings, conferences or for temporary individual work.



4-leg visitor chair from  
334,-



Skid chair from 317,-



Swivel chair from 423,-



# Sedus meet chair

► Version in polypropylene



mt-222

334,-



mt-242

317,-



mt-201

423,-

### Model colour / plastic parts

clear white	■	158
anthracite	□	107
black	□	103
red	□	104

### Seat height-adjustment for swivel chair

Gaslift	■	1503
---------	---	------

### Frame for visitor chairs

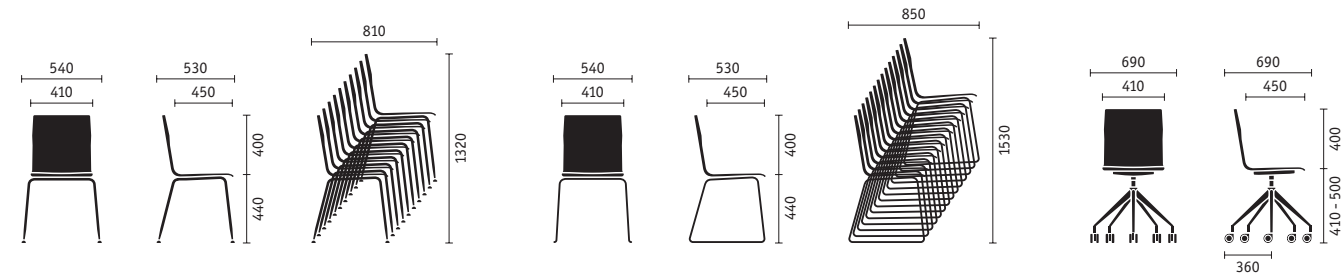
Steel frame stackable chromed	■	8001-100
-------------------------------	---	----------

### Base for swivel chair

Plastic base black	■	2401-103
Plastic base clear white	□	2401-158

### Miscellaneous

Row linking for mt-222/mt-242	□	6203	14,-
Felt glides for mt-222/mt-201	□	6201	11,-
Plastic glides for mt-242/mt-201	□	6202	11,-
Soft castors for hard flooring for mt-201	□	6001	



# Sedus meet chair


## ► Accessories



mt-001/6915

Felt cover


40,-



mt-001/6908

Row linking

14,-



mt-001/6916

Stacking trolley

269,-



mt-001/6906

Transport trolley

572,-

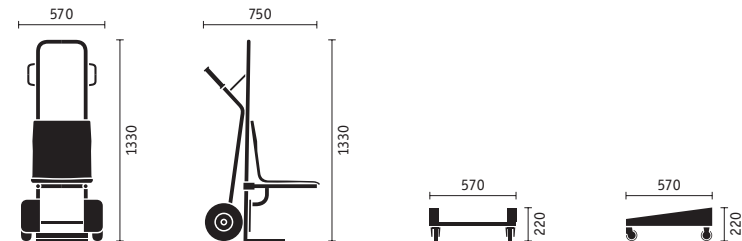
Model colour for felt cover		
black	□	103
red	□	104
green	□	106
grey	□	113

Felt cover Ø 380 mm

Transport trolley – max. 8 chairs








Stacking trolley – max. 10 chairs mt-222, max. 14 chairs mt-242

meet chair



# Sedus meet chair specification

## ► Version in polypropylene

<b>Shell</b>	<ul style="list-style-type: none"><li>- Ergonomically shaped seat shell made of injected plastic in the monosandwich method</li><li>- Outer components polypropylene, inner components fibreglass-reinforced polypropylene for a high level of rigidity with high flexibility and pleasant to the touch due to the high quality streak-free surface</li><li>- The front edge of the seat is slightly rounded to prevent blood pooling in the thighs</li></ul>
<b>Seat height-adjustment</b>	<ul style="list-style-type: none"><li>- Swivel chair: gas spring for infinitely variable height adjustment 410 - 520 mm</li></ul>
<b>Base</b>	<ul style="list-style-type: none"><li>- Swivel chair: basic base made of plastic (polyamide, glass-fibre reinforced), black or clear white; hard or soft castors with 50 mm diameter; optional plastic or felt glides</li></ul>
<b>Frame</b>	<ul style="list-style-type: none"><li>- 4-leg version: 4-leg steel frame, tapered, diameter 16 mm, tube wall thickness 2 mm, stackable to 10 units, stacking buffers made of polypropylene, plastic or felt glides</li><li>- Skid version: steel frame, diameter 11 mm, stackable to 14 units, stacking buffers made of polypropylene, optional plastic glides</li><li>- Optional row linking for retrofitting, removable</li></ul>
<b>User weight</b>	<ul style="list-style-type: none"><li>- Recommended for user weights up to 110 kg (up to 150 kg for non-constant use)</li></ul>
<b>Standards / Certificates</b>	<ul style="list-style-type: none"><li>- GS label by TÜV Rheinland LGA Products GmbH / DIN EN 16139 L1</li><li>- Tested for harmful substances by TÜV Rheinland LGA Products GmbH</li><li>- GREENGUARD certified (mt-222/mt-242)</li><li>- All available certificates can be found at: <a href="https://www.sedus.com/en/products/chairs/meet-chair">https://www.sedus.com/en/products/chairs/meet-chair</a></li></ul> <div></div>
<b>Design awards</b>	<ul style="list-style-type: none"><li>- iF product design award 2009, Discipline Product (mt-201)</li><li>- Red Dot Design Award 2009 (mt-201)</li></ul> <div> reddot design award</div>
<b>Warranty</b>	<ul style="list-style-type: none"><li>- 5 years (see guarantee terms)</li></ul>

# se:spot

# sedus

se:spot is an ergonomic all-rounder which boasts cosy aesthetics; it comes in a wide range of versions allowing it to be tailored to multiple working environments.



se:spot tube from 241,-



se:spot stack from 254,-



se:spot wood from 307,-

# Sedus se:spot

► Four-leg version



ut-222/8002  
se:spot tube 241,-



ut-222/8001  
se:spot stack 254,-



ut-222/8402  
se:spot wood 307,-

### Upholstery

Seat and backrest without upholstery, plastic	■ 7101	
Seat and backrest upholstered	□ 7103-9**	129,-
Seat and backrest upholstered	□ 7103-4**	157,-

### Model colour / plastic parts

clear white	■ 158	
black	□ 103	
silk grey	□ 148	
antique pink	□ 156	
fjord green	□ 157	

### Frame ut-222/8002 se:spot tube

Steel frame not stackable clear white	■ 8002-158	
Steel frame not stackable black	□ 8002-103	
Steel frame not stackable chromed	□ 8002-100	22,-

### Frame ut-222/8001 se:spot stack

Steel frame stackable clear white	■ 8001-158	
Steel frame stackable black	□ 8001-103	
Steel frame stackable chromed	□ 8001-100	22,-

### Frame ut-222/8402 se:spot wood

Wooden frame not stackable beech natural	■ 8402-B26	
Wooden frame not stackable beech black	□ 8402-B45	
Wooden frame not stackable oak natural	□ 8402-C11	24,-

### Castors / Glides

Plastic glides	■ 2800	
Felt glides	□ 2801	11,-

Information on upholstery code 7103:

The inner cover of the changeable upholstery comes in the shades:

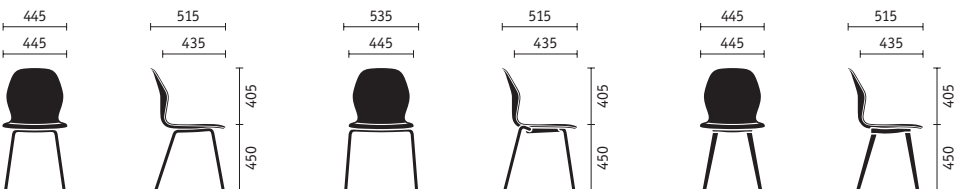
Price group 9 - Atlantic, Era, Nova, Phoenix

Price group 4 - Connect, Cura, Fame, Step

The outer cover is available in:






Nexus Graphite UNY11 (4N1) or Nexus Storm UNY07 (4N2)

Always additionally state the desired colour of the outer cover.

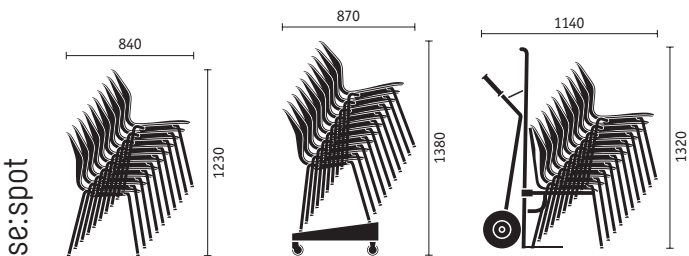


# Sedus se:spot

## ► Accessories

			9		4	
			Atlantic		Connect	
			Era		Cura	
			Nova		Fame	
			Phoenix		Step	
	<b>ut-001/6942</b> Seat backrest upholstery		126,-		154,-	
<hr/>						
	<b>ut-001/6943</b> Grey felt upholstered cushion		77,-			
<hr/>						
	<b>ut-001/6944</b> Graphite felt upholstered cushion		77,-			
<hr/>						
	<b>ut-001/6916</b> Stacking trolley		269,-			
<hr/>						
	<b>ut-001/6906</b> Transport trolley		572,-			

The outer cover is available in Nexus Graphite UNY11 [4N1] or Nexus Storm UNY07 [4N2].  
Always additionally state the desired colour of the outer cover.





# Sedus se:spot specification

## ► Four-leg version

- |                   |   |
|-------------------|---|
| <b>Upholstery</b> | <ul style="list-style-type: none"><li>- The changeable upholstery, which gives the chair the impression of being fully upholstered, can be fitted or exchanged at any time without the need for tools</li><li>- The upholstery comprises two parts: the front features 10 mm-thick foam wrapped in velour; the outer cover is available in Nexus Graphite UNY11 [4N1] or Nexus Storm UNY07 [4N2].</li></ul> |
|-------------------|---|

- |              |   |
|--------------|---|
| <b>Shell</b> | <ul style="list-style-type: none"><li>- One-piece seat made of polypropylene, ergonomically shaped with lumbar curvature, tapered backrest, gently shaped seat recess and slightly sloping, all-round bevelled seat</li><li>- Sitting position between an active and a relaxed posture for use in combination with meeting tables</li><li>- Available in five different colours: clear white (traffic white RAL 9016), black (graphite black RAL 9011), silk grey (NCS S 2002Y), antique pink (Pantone 16-1508 TPX-Adobe Rose), fjord green (NCS S4010-B50G/RAL 20060069)</li></ul> |
|--------------|---|

- |                 |   |
|-----------------|---|
| <b>Cushions</b> | <ul style="list-style-type: none"><li>- Upholstered cushion, approx. 16 mm thick with an approx. 10 mm foam filling, sown with 2 x approx. 3 mm layers of genuine wool felt, non-slip finish on the underside</li><li>- Either grey or graphite; the underside is always anthracite</li></ul> |
|-----------------|---|

- |              |  |
|--------------|--|
| <b>Frame</b> | <ul style="list-style-type: none"><li>- Three different frame versions are available:</li><li>- [1] Wooden frame: solid wood tapered legs, attached to a die-cast aluminium support plate, sandblasted with powder coating. Chair legs in natural and black beech and natural oak.</li><li>- [2] Steel frame, non-stackable, powdered or chrome-plated.</li><li>- [3] Steel frame, stackable with integrated plastic stacking tray to protect the seat and upholstery, powdered or chrome-plated, up to 10 chairs can be stacked.</li><li>- All steel frames are 18 mm in diameter with a wall thickness of 2.0 mm</li><li>- Steel frames feature inclinable glides. All frames come with plastic or felt glides</li></ul> |
|--------------|--|

- |                    |   |
|--------------------|---|
| <b>User weight</b> | <ul style="list-style-type: none"><li>- Recommended for user weights up to 110 kg (up to 150 kg for occasional use)</li></ul> |
|--------------------|---|

- |                                 |   |
|---------------------------------|---|
| <b>Standards / Certificates</b> | <ul style="list-style-type: none"><li>- GS label by TÜV Rheinland LGA Products GmbH / DIN EN 16139 L1</li><li>- Tested for harmful substances by TÜV Rheinland LGA Products GmbH</li><li>- GREENGUARD certified</li><li>- All available certificates can be found at: <a href="https://www.sedus.com/en/products/chairs/sespot">https://www.sedus.com/en/products/chairs/sespot</a></li></ul> |
|---------------------------------|---|



- |                      |   |
|----------------------|---|
| <b>Design awards</b> | <ul style="list-style-type: none"><li>- ICONIC AWARDS 2019: Interior Innovation – Winner</li><li>- iF DESIGN AWARD 2019, Discipline Product</li><li>- Red Dot Award 2019, Winner</li><li>- German Design Award 2020, Gold</li></ul> |
|----------------------|---|



- |                 |   |
|-----------------|---|
| <b>Warranty</b> | <ul style="list-style-type: none"><li>- 5 years [see guarantee terms]</li></ul> |
|-----------------|---|

# se:spot stool

sedus

se:spot stool presents itself as homely, comfortable and in two practical heights. This allows for intuitive and versatile exchange and teamwork.



Stool skid from 327,-



Stool wood from 500,-


# Sedus se:spot stool

► Skid frame



ut-903

327,-



ut-913

327,-

## Upholstery

Seat and backrest without upholstery, plastic	■ 7101	
Seat and backrest upholstered	□ 7103-9**	127,-
Seat and backrest upholstered	□ 7103-4**	155,-

## Model colour / plastic parts

clear white	■ 158	
black	□ 103	
silk grey	□ 148	
antique pink	□ 156	
fjord green	□ 157	

## Frame

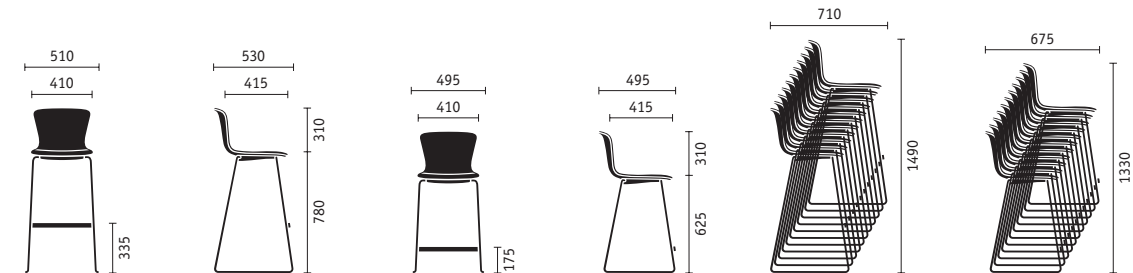
Steel frame stackable clear white	■ 8001-158	
Steel frame stackable black	□ 8001-103	
Steel frame stackable chromed	□ 8001-100	22,-

## Castors / Glides

Plastic glides	■ 2800	
Hybrid glides	□ 2803	11,-

Information on upholstery code 7103:  
The inner cover of the changeable upholstery comes in the shades:  
Price group 9 - Atlantic, Era, Nova, Phoenix

The outer cover is available in:  
Nexus Graphite UNY11 [4N1] or Nexus Storm UNY07 [4N2]  
Always additionally state the desired colour of the outer cover.



# Sedus se:spot stool

## ► Wood frame



ut-904

500,-



ut-914

500,-

### Upholstery

Seat and backrest without upholstery, plastic	■ 7101	
Seat and backrest upholstered	□ 7103-9**	127,-
Seat and backrest upholstered	□ 7103-4**	155,-

### Model colour / plastic parts

clear white	■ 158
black	□ 103
silk grey	□ 148
antique pink	□ 156
fjord green	□ 157

### Frame

Wooden frame not stackable beech natural	■ 8402-B26	
Wooden frame not stackable beech black	□ 8402-B45	
Wooden frame not stackable oak natural	□ 8402-C11	24,-

### Castors / Glides

Plastic glides	■ 2800	
Felt glides	□ 2801	11,-

Information on upholstery code 7103:

The inner cover of the changeable upholstery comes in the shades:

Price group 9 - Atlantic, Era, Nova, Phoenix

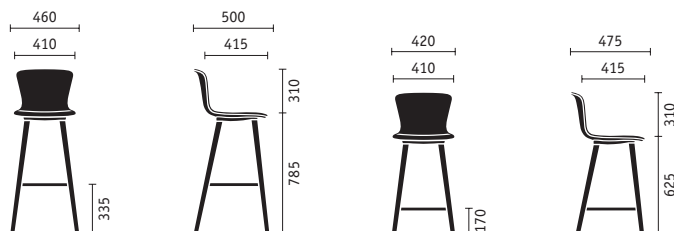
Price group 4 - Connect, Cura, Fame, Step

The outer cover is available in:

Nexus Graphite UNY11 [4N1] or Nexus Storm UNY07 [4N2]


Always additionally state the desired colour of the outer cover.

se:spot stool



# Sedus se:spot stool

► Accessories

		<b>9</b>		<b>4</b>
		Atlantic		Connect
		Era		Cura
		Nova		Fame
		Phoenix		Step
	<b>ut-001/6946</b> <b>Seat backrest</b> <b>upholstery</b>			
		124,-		152,-

The outer cover is available in Nexus Graphite UNY11 (4N1) or Nexus Storm UNY07 (4N2).  
Always additionally state the desired colour of the outer cover.

# Sedus se:spot stool specification

## ► Skid frame

<b>Upholstery</b>	<ul style="list-style-type: none"> <li>- The changeable upholstery, which gives the chair the impression of being fully upholstered, can be fitted or exchanged at any time without the need for tools</li> <li>- The upholstery comprises two parts: the front features 10 mm-thick foam wrapped in velour; the outer cover is available in Nexus Graphite UNY11 [4N1] or Nexus Storm UNY07 [4N2].</li> </ul>
<b>Shell</b>	<ul style="list-style-type: none"> <li>- One-piece seat made of polypropylene, ergonomically shaped with tapered backrest, gently shaped seat recess and slightly sloping, all-round bevelled seat</li> <li>- Available in five different colours: clear white (traffic white RAL 9016), black (graphite black RAL 9011), silk grey (NCS S 2002Y), antique pink (Pantone 16-1508 TPX-Adobe Rose), fjord green (NCS S4010-B50G/RAL 20060069)</li> </ul>
<b>Frame</b>	<ul style="list-style-type: none"> <li>- Steel wire skid frame (11 mm thick), with footrest, stackable to 11 units, with integrated plastic stacking tray to protect the seat and upholstery, powdered or chrome-plated.</li> <li>- Available in two different heights: high - for tables up to approx. 1050 mm; medium - for tables up to approx. 900 mm</li> </ul>
<b>Castors/glides</b>	<ul style="list-style-type: none"> <li>- Glides with a plastic cover</li> <li>- Hybrid glides: Load-dependent, braked glides; reduced frictional resistance in unloaded condition. Automatic anti-slip function in loaded condition to stabilise the frame.</li> </ul>
<b>User weight</b>	<ul style="list-style-type: none"> <li>- Recommended for user weights up to 110 kg (up to 150 kg for occasional use)</li> </ul>
<b>Standards / Certificates</b>	<ul style="list-style-type: none"> <li>- GS label by TÜV Rheinland LGA Products GmbH / DIN EN 16139 L1</li> <li>- Tested for harmful substances by TÜV Rheinland LGA Products GmbH</li> <li>- GREENGUARD certified</li> <li>- All available certificates can be found at: <a href="https://www.sedus.com/en/products/chairs/sespot-stool">https://www.sedus.com/en/products/chairs/sespot-stool</a></li> </ul>



<b>Design awards</b>	<ul style="list-style-type: none"> <li>- ICONIC AWARDS 2021: Interior Innovation – Selection</li> <li>- German Design Award 2021, Winner</li> <li>- iF DESIGN AWARD 2021, Discipline Product</li> <li>- Red Dot Design Award 2021, Winner</li> </ul>
----------------------	--



<b>Warranty</b>	<ul style="list-style-type: none"> <li>- 5 years (see guarantee terms)</li> </ul>
-----------------	---

## ► Wood frame

<b>Upholstery</b>	<ul style="list-style-type: none"> <li>- The changeable upholstery, which gives the chair the impression of being fully upholstered, can be fitted or exchanged at any time without the need for tools</li> <li>- The upholstery comprises two parts: the front features 10 mm-thick foam wrapped in velour; the outer cover is available in Nexus Graphite UNY11 [4N1] or Nexus Storm UNY07 [4N2].</li> </ul>
<b>Shell</b>	<ul style="list-style-type: none"> <li>- One-piece seat made of polypropylene, ergonomically shaped with tapered backrest, gently shaped seat recess and slightly sloping, all-round bevelled seat</li> <li>- Available in five different colours: clear white (traffic white RAL 9016), black (graphite black RAL 9011), silk grey (NCS S 2002Y), antique pink (Pantone 16-1508 TPX-Adobe Rose), fjord green (NCS S4010-B50G/RAL 20060069)</li> </ul>
<b>Frame</b>	<ul style="list-style-type: none"> <li>- Wood frame (four-legged): solid wood tapered legs, attached to a die-cast aluminium support plate, sandblasted with powder coating. Chair legs in natural and black beech and natural oak</li> <li>- Large footrest made of die-cast aluminium, in clear white, only with beech frame black or model colour black in black</li> <li>- Glides with either a plastic or felt cover, can be changed without tools.</li> <li>- Available in two different heights: high - for tables up to approx. 1050 mm; medium - for tables up to approx. 900 mm</li> </ul>

# Sedus se:spot stool specification

**User weight** – Recommended for user weights up to 110 kg (up to 150 kg for occasional use)

**Standards / Certificates**

- GS label by TÜV Rheinland LGA Products GmbH / DIN EN 16139 L1
- Tested for harmful substances by TÜV Rheinland LGA Products GmbH
- GREENGUARD certified
- All available certificates can be found at: <https://www.sedus.com/en/products/chairs/sespot-stool>



**Design awards**

- ICONIC AWARDS 2021: Interior Innovation – Selection
- German Design Award 2021, Winner
- iF DESIGN AWARD 2021, Discipline Product
- Red Dot Design Award 2021, Winner



**Warranty** – 5 years (see guarantee terms)

# on spot cosy

sedus

The compact “on spot cosy” club chair brings a feeling of cosiness into every office and meeting room. It creates a comfortable atmosphere both in work environments and at home.



Skid chair from 594,-



Four-leg chair from 656,-



Swivel chair, 4-star aluminium base from 725,-



Swivel chair, 5-star plastic base from 725,-







Swivel chair, 4-star plastic base from 710,-



# Sedus on spot cosy

► Skid chair

		9	4	2	1	0
		Atlantic Era Nova Phoenix	Connect Cura Fame Step Imitation leather	Milano Remix Tempt	Breeze Fusion Morph Steelcut Trio 3	Leather
	Back cover	270,-	305,-	320,-	368,-	498,-
	Front cover	180,-	190,-	205,-	218,-	290,-
	Cushion cover	144,-	161,-	173,-	188,-	242,-
	Complete model uc-242	594,-	656,-	698,-	774,-	1.030,-

## Upholstery

Fully upholstered seat shell ■ 7502

Please note the information about the fabrics Morph and Steelcut Trio 3 of the Elegance Line on the page 'Covering materials'.

## Frame

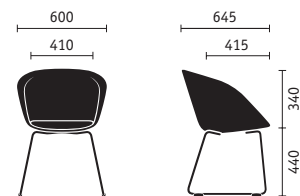
Steel frame not stackable black ■ 8002-103  
Steel frame not stackable clear white □ 8002-158  
Steel frame not stackable chromed □ 8002-100 22,-

## Castors / Glides

Hybrid glides ■ 2803





## Miscellaneous

Fire protection version – possible in combination with the cover fabrics Step or Fame □ 6004 15,-



# Sedus on spot cosy

## ► Four-leg chair

		9	4	2	1	0
		Atlantic Era Nova Phoenix	Connect Cura Fame Step Imitation leather	Milano Remix Tempt	Breeze Fusion Morph Steelcut Trio 3	Leather
	Back cover	332,-	365,-	375,-	419,-	563,-
	Front cover	180,-	190,-	205,-	218,-	290,-
	Cushion cover	144,-	161,-	173,-	188,-	242,-
	Complete model uc-227	656,-	716,-	753,-	825,-	1.095,-

### Upholstery

Fully upholstered seat shell ■ 7502

### Frame

Wooden frame not stackable beech natural	■	8402-B26	
Wooden frame not stackable beech black	□	8402-B45	
Wooden frame not stackable oak natural	□	8402-C11	41,-

### Castors / Glides

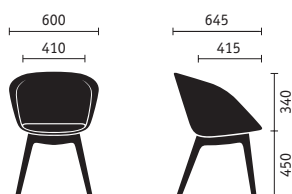
Plastic glides	■	2800	
Felt glides	□	2801	11,-

### Miscellaneous

Fire protection version – possible in combination with the cover fabrics Step or Fame □ 6004 15,-





Please note the information about the fabrics Morph and Steelcut Trio 3 of the Elegance Line on the page 'Covering materials'.

on spot cosy



# Sedus on spot cosy

► Swivel chair 4-star aluminium base

		9	4	2	1	0
		Atlantic Era Nova Phoenix	Connect Cura Fame Step Imitation leather	Milano Remix Tempt	Breeze Fusion Morph Steelcut Trio 3	Leather
	Back cover	401,-	435,-	447,-	501,-	635,-
	Front cover	180,-	190,-	205,-	218,-	290,-
	Cushion cover	144,-	161,-	173,-	188,-	242,-
	Complete model uc-202	725,-	786,-	825,-	907,-	1.167,-

## Upholstery

Fully upholstered seat shell ■ 7502

## Seat height-adjustment

Swivel column, height not adjustable ■ 1600

## Base

Aluminium base black ■ 2203-103  
Aluminium base clear white □ 2203-158  
Aluminium base polished □ 2203-110 60,-

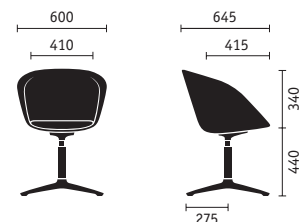
## Castors / Glides

Felt glides ■ 2801  
Plastic glides □ 2800

## Miscellaneous





Fire protection version – possible in combination with  
the cover fabrics Step or Fame □ 6004 15,-

Please note the information about the fabrics Morph and Steelcut Trio 3 of the  
Elegance Line on the page 'Covering materials'.



# Sedus on spot cosy

## ► Swivel chair 5-star plastic base

		9	4	2	1	0
		Atlantic Era Nova Phoenix	Connect Cura Fame Step Imitation leather	Milano Remix Tempt	Breeze Fusion Morph Steelcut Trio 3	Leather
	Back cover	401,-	435,-	447,-	501,-	635,-
	Front cover	180,-	190,-	205,-	218,-	290,-
	Cushion cover	144,-	161,-	173,-	188,-	242,-
	Complete model uc-201	725,-	786,-	825,-	907,-	1.167,-

### Upholstery

Fully upholstered seat shell	■ 7502
------------------------------	--------

### Seat height-adjustment

Gaslift	■ 1503
---------	--------

### Base

Plastic base black	■ 2401-103
Plastic base clear white	□ 2401-158

### Castors / Glides

Hard castors for soft flooring	■ 2700	
Soft castors for hard flooring	□ 2701	
Plastic glides	□ 2800	11,-
Felt glides	□ 2801	11,-

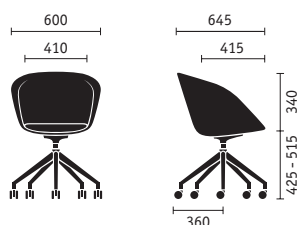
### Miscellaneous

Fire protection version – possible in combination with the cover fabrics Step or Fame	□ 6004	15,-
---	--------	------

Please note the information about the fabrics Morph and Steelcut Trio 3 of the Elegance Line on the page 'Covering materials'.





Castor colour corresponds to the base colour.

on spot cosy



# Sedus on spot cosy

► Swivel chair 4-star plastic base

		9	4	2	1	0
		Atlantic Era Nova Phoenix	Connect Cura Fame Step Imitation leather	Milano Remix Tempt	Breeze Fusion Morph Steelcut Trio 3	Leather
	Back cover	401,-	435,-	447,-	501,-	635,-
	Front cover	180,-	190,-	205,-	218,-	290,-
	Cushion cover	144,-	161,-	173,-	188,-	242,-
	Complete model uc-203	725,-	786,-	825,-	907,-	1.167,-

## Upholstery

Fully upholstered seat shell ■ 7502

## Seat height-adjustment

Swivel column, height not adjustable ■ 1600

## Base

4-star plastic base black ■ 2414-103

4-star plastic base clear white □ 2414-158

## Castors / Glides

Hard castors for soft flooring ■ 2700

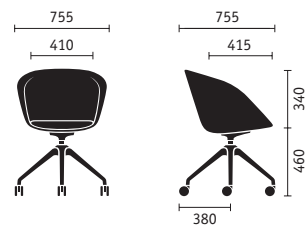
Soft castors for hard flooring □ 2701

## Miscellaneous

Fire protection version – possible in combination with  
the cover fabrics Step or Fame □ 6004 15,-

Please note the information about the fabrics Morph and Steelcut Trio 3 of the  
Elegance Line on the page 'Covering materials'.

Castor colour corresponds to the base colour.



# Sedus on spot cosy specification

## ► Skid chair

<b>Shell</b>	<ul style="list-style-type: none"><li>– One-piece shell made of PP GF with recycled material, coated with PUR soft foam</li><li>– Seat height 440 mm</li><li>– Padding thickness at lordosis point: 35 mm</li><li>– Back cover of the shell, front cover of the shell and upholstered cover can all be chosen independently of one another. Combination possibilities: leather and fabric; imitation leather and fabric; different colours within a fabric and leather collection. Selection of back and front cover within one fabric quality. Upholstered cover may vary.</li></ul>
--------------	---

<b>Frame</b>	<ul style="list-style-type: none"><li>– Filigree steel skid frame (11 mm diameter)</li><li>– Hybrid glides: Load-dependent, braked glides; reduced frictional resistance in unloaded condition. Automatic anti-slip function in loaded condition to stabilise the frame.</li></ul>
--------------	--

<b>User weight</b>	– Recommended for user weights up to 110 kg (up to 150 kg for occasional use)
--------------------	---

<b>Standards / Certificates</b>	<ul style="list-style-type: none"><li>– GS label by TÜV Rheinland LGA Products GmbH / DIN EN 16139 L1</li><li>– Tested for harmful substances by TÜV Rheinland LGA Products GmbH</li><li>– GREENGUARD certified</li><li>– All available certificates can be found at: <a href="https://www.sedus.com/en/products/chairs/on-spot-cosy">https://www.sedus.com/en/products/chairs/on-spot-cosy</a></li></ul>
---------------------------------	---



<b>Design awards</b>	<ul style="list-style-type: none"><li>– ICONIC AWARDS 2021: Interior Innovation – Selection</li><li>– German Design Award 2021, Special</li><li>– Red Dot Design Award 2021, Winner</li></ul>
----------------------	---



<b>Warranty</b>	– 5 years (see guarantee terms)
-----------------	---------------------------------

## ► Four-leg chair

<b>Shell</b>	<ul style="list-style-type: none"><li>– One-piece shell made of PP GF with recycled material, coated with PUR soft foam</li><li>– Seat height 450 mm</li><li>– Padding thickness at lordosis point: 35 mm</li><li>– Back cover of the shell, front cover of the shell and upholstered cover can all be chosen independently of one another. Combination possibilities: leather and fabric; imitation leather and fabric; different colours within a fabric and leather collection. Selection of back and front cover within one fabric quality. Upholstered cover may vary.</li></ul>
--------------	---

<b>Frame</b>	<ul style="list-style-type: none"><li>– Lacquered solid wood frame, glued in natural or black beech or natural oak, stabilised by micro-serrations and locking pins</li><li>– The chair has black QuickClick glides with exchangeable inserts. Can be selected as required, clicked into place and exchanged without special tools. Plastic or felt glides. The plastic surface is universally usable, the felt sliding surface is especially suitable for sensitive floors.</li></ul>
--------------	--

<b>User weight</b>	– Recommended for user weights up to 110 kg (up to 150 kg for occasional use)
--------------------	---

# Sedus on spot cosy specification

- Standards / Certificates**
- GS label by TÜV Rheinland LGA Products GmbH / DIN EN 16139 L1
  - Tested for harmful substances by TÜV Rheinland LGA Products GmbH
  - GREENGUARD certified
  - All available certificates can be found at: <https://www.sedus.com/en/products/chairs/on-spot-cosy>



- Design awards**
- ICONIC AWARDS 2021: Interior Innovation – Selection
  - German Design Award 2021, Special
  - Red Dot Design Award 2021, Winner



- Warranty**
- 5 years [see guarantee terms]

## ► Swivel chair 4-star aluminium base

- Shell**
- One-piece shell made of PP GF with recycled material, coated with PUR soft foam
  - Seat height 440 mm
  - Padding thickness at lordosis point: 35 mm
  - Back cover of the shell, front cover of the shell and upholstered cover can all be chosen independently of one another. Combination possibilities: leather and fabric; imitation leather and fabric; different colours within a fabric and leather collection. Selection of back and front cover within one fabric quality. Upholstered cover may vary.

- Seat height-adjustment**
- Swivel column, height not adjustable

- Base**
- 4-star aluminium base, powder-coated, in black, clear white or polished
  - Plastic or felt glides

- User weight**
- Recommended for user weights up to 110 kg (up to 150 kg for occasional use)

- Standards / Certificates**
- GS label by TÜV Rheinland LGA Products GmbH / DIN EN 16139 L1
  - Tested for harmful substances by TÜV Rheinland LGA Products GmbH
  - GREENGUARD certified
  - All available certificates can be found at: <https://www.sedus.com/en/products/chairs/on-spot-cosy>



- Design awards**
- ICONIC AWARDS 2021: Interior Innovation – Selection
  - German Design Award 2021, Special
  - Red Dot Design Award 2021, Winner



- Warranty**
- 5 years [see guarantee terms]

# Sedus on spot cosy specification

## ► Swivel chair 5-star plastic base

<b>Shell</b>	<ul style="list-style-type: none"> <li>– One-piece shell made of PP GF with recycled material, coated with PUR soft foam</li> <li>– Variable seat height from 425 to 515 mm</li> <li>– Padding thickness at lordosis point: 35 mm</li> <li>– Back cover of the shell, front cover of the shell and upholstered cover can all be chosen independently of one another. Combination possibilities: leather and fabric; imitation leather and fabric; different colours within a fabric and leather collection. Selection of back and front cover within one fabric quality. Upholstered cover may vary.</li> </ul>
--------------	---

<b>Seat height-adjustment</b>	– Continuous height adjustment by gas spring, cushioned in the lowest position by a plastic buffer; height adjustment from 425 to 515 mm
-------------------------------	--

<b>Base</b>	<ul style="list-style-type: none"> <li>– 5-star plastic base in black or clear white</li> <li>– Hard or soft castors with 50 mm diameter, optional plastic or felt glides</li> <li>– Castor colour corresponds to the base colour, only with the soft castors the tread is always basalt grey</li> </ul>
-------------	--

<b>User weight</b>	– Recommended for user weights up to 110 kg (up to 150 kg for occasional use)
--------------------	---

<b>Standards / Certificates</b>	<ul style="list-style-type: none"> <li>– GS label by TÜV Rheinland LGA Products GmbH / DIN EN 16139 L1</li> <li>– Tested for harmful substances by TÜV Rheinland LGA Products GmbH</li> <li>– GREENGUARD certified</li> <li>– All available certificates can be found at: <a href="https://www.sedus.com/en/products/chairs/on-spot-cosy">https://www.sedus.com/en/products/chairs/on-spot-cosy</a></li> </ul>
---------------------------------	--



<b>Design awards</b>	<ul style="list-style-type: none"> <li>– ICONIC AWARDS 2021: Interior Innovation – Selection</li> <li>– German Design Award 2021, Special</li> <li>– Red Dot Design Award 2021, Winner</li> </ul>
----------------------	---



<b>Warranty</b>	– 5 years (see guarantee terms)
-----------------	---------------------------------

## ► Swivel chair 4-star plastic base

<b>Shell</b>	<ul style="list-style-type: none"> <li>– One-piece shell made of PP GF with recycled material, coated with PUR soft foam</li> <li>– Seat height 460 mm</li> <li>– Padding thickness at lordosis point: 35 mm</li> <li>– Back cover of the shell, front cover of the shell and upholstered cover can all be chosen independently of one another. Combination possibilities: leather and fabric; imitation leather and fabric; different colours within a fabric and leather collection. Selection of back and front cover within one fabric quality. Upholstered cover may vary.</li> </ul>
--------------	--

<b>Seat height-adjustment</b>	– Swivel column, height not adjustable
-------------------------------	--

<b>Base</b>	<ul style="list-style-type: none"> <li>– 4-star plastic base in black or clear white</li> <li>– Hard or soft castors with 65 mm diameter</li> <li>– Castor colour corresponds to the base colour, only with the soft castors the tread is always basalt grey</li> </ul>
-------------	---

<b>User weight</b>	– Recommended for user weights up to 110 kg (up to 150 kg for occasional use)
--------------------	---



# Sedus on spot cosy specification

---

## Standards / Certificates

- GREENGUARD certified
- All available certificates can be found at: <https://www.sedus.com/en/products/chairs/on-spot-cosy>



---

## Design awards

- ICONIC AWARDS 2021: Interior Innovation – Selection
- German Design Award 2021, Special
- Red Dot Design Award 2021, Winner



reddot winner 2021

---

## Warranty

- 5 years (see guarantee terms)
-

Its inviting design combines the relaxed character of a lounge with productive seating ergonomics. A concept that promotes a culture of dialogue. on spot is available in four different frame/leg versions.



4-leg visitor chair from  
358,-



Wooden four-leg version  
from 459,-



Swivel chair with castors  
from 477,-



Swivel chair from 512,-



# Sedus on spot

## ► Four-leg version



us-220

358,-



us-227

459,-

### Upholstery

Seat and backrest without upholstery, plastic	■ 7101	
Seat upholstered, backrest in plastic	□ 7102-9**	72,-
Seat upholstered, backrest in plastic	□ 7102-4**	106,-
Seat upholstered, backrest in plastic	□ 7102-2**	128,-
Seat upholstered, backrest in plastic	□ 7102-1**	152,-
Seat upholstered, backrest in plastic	□ 7102-0**	168,-
Seat and backrest upholstered	□ 7103-9**	150,-
Seat and backrest upholstered	□ 7103-4**	213,-
Seat and backrest upholstered	□ 7103-2**	257,-
Seat and backrest upholstered	□ 7103-1**	304,-
Seat and backrest upholstered	□ 7103-0**	337,-

### Model colour / plastic parts

clear white	■ 158
black	□ 103
grey	□ 102

### Frame us-220

Steel frame not stackable black	■ 8002-103	
Steel frame not stackable clear white	□ 8002-158	
Steel frame not stackable chromed	□ 8002-100	49,-

### Frame

Wooden frame not stackable beech natural	■ 8402-B26	
Wooden frame not stackable beech black	□ 8402-B45	
Wooden frame not stackable oak natural	□ 8402-C11	41,-

### Miscellaneous

Different cover for backrest for code 7103	□ 7001-***	30,-
Fire protection version – possible in combination with upholstery code 7102/7103 and the cover fabrics Step or Fame		
	□ 6004	10,-
Felt glides	□ 6201	11,-

The upholstery is available in the collections:

Price group 9 - Atlantic, Era, Nova, Phoenix

Price group 4 - Connect, Cura, Fame, Step

Price group 2 - Milano, Remix, Tempt

Price group 1 - Breeze Fusion, Morph, Steelcut Trio 3

Price group 0 - Leather

Please note the information about the fabrics Morph and Steelcut Trio 3 of the Elegance Line on the page 'Covering materials'.

The following colours are excluded:

Atlantic [9] 9AT\_A60063, 9AT\_A60141, 9AT\_A64117

Era [9] 9ER\_CSE01, 9ER\_CSE19, 9ER\_CSE31, 9ER\_CSE46

Nova [9] 91P, 91S

Cura [4] 4CU\_CU60112

Fame [4] 4FA\_F60005, 4FA\_F64169, 4FA\_F67068

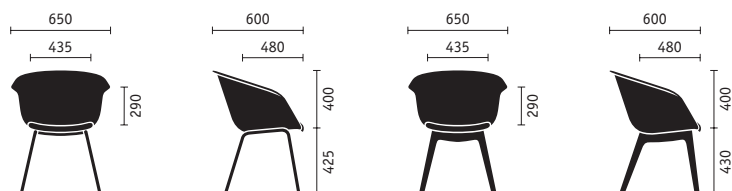
Step [4] 4ST\_2440\_60004, 4ST\_2441\_60004

Milano [2] 2MI\_MI9101, 2MI\_MI9108

Remix [2] 21L, 21M, 21P, 21Q, 21Z, 22V

Tempt [2] 2TE\_TE61169, 2TE\_TE65076

Steelcut Trio 3 [1] 1SE\_SE105, 1SE\_SE205



# Sedus on spot

## ► Swivel chair with castors



us-201

477,-

### Upholstery

Seat and backrest without upholstery, plastic	■	7101	
Seat upholstered, backrest in plastic	□	7102-9**	72,-
Seat upholstered, backrest in plastic	□	7102-4**	106,-
Seat upholstered, backrest in plastic	□	7102-2**	128,-
Seat upholstered, backrest in plastic	□	7102-1**	152,-
Seat upholstered, backrest in plastic	□	7102-0**	168,-
Seat and backrest upholstered	□	7103-9**	150,-
Seat and backrest upholstered	□	7103-4**	213,-
Seat and backrest upholstered	□	7103-2**	257,-
Seat and backrest upholstered	□	7103-1**	304,-
Seat and backrest upholstered	□	7103-0**	337,-

### Model colour / plastic parts

clear white	■	158
black	□	103
grey	□	102

### Seat height-adjustment

Gaslift	■	1503
---------	---	------

### Base

Plastic base black	■	2401-103
Plastic base clear white	□	2401-158

### Miscellaneous

Different cover for backrest for code 7103	□	7001-***	30,-
Fire protection version – possible in combination with upholstery code 7102/7103 and the cover fabrics Step or Fame			
Soft castors for hard flooring	□	6004	10,-
Soft castors for hard flooring	□	6001	
Plastic glides	□	6202	11,-
Felt glides	□	6201	11,-

The upholstery is available in the collections:

Price group 9 - Atlantic, Era, Nova, Phoenix

Price group 4 - Connect, Cura, Fame, Step

Price group 2 - Milano, Remix, Tempt

Price group 1 - Breeze Fusion, Morph, Steelcut Trio 3

Price group 0 - Leather

Please note the information about the fabrics Morph and Steelcut Trio 3 of the Elegance Line on the page 'Covering materials'.

The following colours are excluded:

Atlantic [9] 9AT\_A60063, 9AT\_A60141, 9AT\_A64117

Era [9] 9ER\_CSE01, 9ER\_CSE19, 9ER\_CSE31, 9ER\_CSE46

Nova [9] 91P, 91S

Cura [4] 4CU\_CU60112

Fame [4] 4FA\_F60005, 4FA\_F64169, 4FA\_F67068

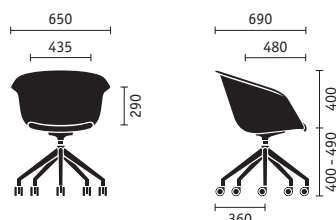
Step [4] 4ST\_2440\_60004, 4ST\_2441\_60004

Milano [2] 2MI\_MI9101, 2MI\_MI9108

Remix [2] 21L, 21M, 21P, 21Q, 21Z, 22V

Tempt [2] 2TE\_TE61169, 2TE\_TE65076

on spot



# Sedus on spot

## ► Swivel chair



us-202

512,-

### Upholstery

Seat and backrest without upholstery, plastic	■	7101	
Seat upholstered, backrest in plastic	□	7102-9**	72,-
Seat upholstered, backrest in plastic	□	7102-4**	106,-
Seat upholstered, backrest in plastic	□	7102-2**	128,-
Seat upholstered, backrest in plastic	□	7102-1**	152,-
Seat upholstered, backrest in plastic	□	7102-0**	168,-
Seat and backrest upholstered	□	7103-9**	150,-
Seat and backrest upholstered	□	7103-4**	213,-
Seat and backrest upholstered	□	7103-2**	257,-
Seat and backrest upholstered	□	7103-1**	304,-
Seat and backrest upholstered	□	7103-0**	337,-

### Model colour / plastic parts

clear white	■	158
black	□	103
grey	□	102

### Seat height-adjustment

Memory swivel, not height-adjustable	■	1603
--------------------------------------	---	------

### Base

Aluminium base black	■	2203-103
Aluminium base clear white	□	2203-158
Aluminium base polished	□	2203-110 110,-

### Miscellaneous

Different cover for backrest for code 7103	□	7001-***	30,-
Fire protection version – possible in combination with upholstery code 7102/7103 and the cover fabrics Step or Fame			
	□	6004	10,-
Felt glides	□	6201	11,-

The upholstery is available in the collections:

Price group 9 - Atlantic, Era, Nova, Phoenix

Price group 4 - Connect, Cura, Fame, Step

Price group 2 - Milano, Remix, Tempt

Price group 1 - Breeze Fusion, Morph, Steelcut Trio 3

Price group 0 - Leather

Please note the information about the fabrics Morph and Steelcut Trio 3 of the Elegance Line on the page 'Covering materials'.

The following colours are excluded:

Atlantic [9] 9AT\_A60063, 9AT\_A60141, 9AT\_A64117

Era [9] 9ER\_CSE01, 9ER\_CSE19, 9ER\_CSE31, 9ER\_CSE46

Nova [9] 9NP, 9IS

Cura [4] 4CU\_CU60112

Fame [4] 4FA\_F60005, 4FA\_F64169, 4FA\_F67068

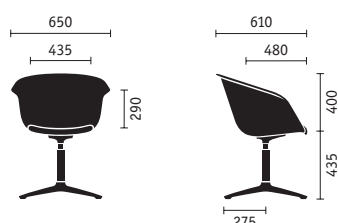
Step [4] 4ST\_2440\_60004, 4ST\_2441\_60004

Milano [2] 2MI\_MI9101, 2MI\_MI9108

Remix [2] 21L, 21M, 21P, 21Q, 21Z, 22V

Tempt [2] 2TE\_TE61169, 2TE\_TE65076

Steelcut Trio 3 [1] 1SE\_SE105, 1SE\_SE205



# Sedus on spot

## ► Accessories



**us-001/6943**  
**Grey felt upholstered**  
**cushion**

78,-



**us-001/6944**  
**Graphite felt**  
**upholstered cushion**

78,-

Upholstered cushion, approx. 16 mm thick with an approx. 10 mm foam filling, sown with 2 x approx. 3 mm layers of genuine wool felt, non-slip finish on the underside; the underside is always anthracite.

# Sedus on spot specification

## ► Four-leg version

- Shell**
- One-piece polypropylene shell, up to 40% recycled material, in the colours clear white [RAL 9016], black [RAL 9017], grey [NCS S 5502-Y]
  - Ergonomically shaped seat shell: visually constant outer contour combined with different wall thicknesses, in particular in the lumbar area
  - Wall thickness is 17 mm in the lumbar area, 6 mm at the backrest edge
  - Seat tilt of about 6° for slightly upright sitting position between an active and a relaxed seating position for use in combination with meeting tables
  - Armrests (width 50 mm) directly integrated into shell at the height of the backrest
  - Armrest wings and wrap-around, rounded shape of the shell allow different arm positions
  - Seat height 435 mm
  - Optional 15 mm thick flat upholstery with velour laminated foam and framed top edge of the seat and backrest

- Frame**
- Steel frame, diameter 20 mm, thickness 2.5 mm, powder coated or chrome-plated, plastic tilted glides, optionally with felt glides, Quick-Click system, replaceable without tools
  - Lacquered frame made of solid wood, in natural beech, black beech or natural oak, plastic glides, optionally with felt glides, Quick-Click system, replaceable without tools

- User weight**
- Recommended for user weights up to 110 kg (up to 150 kg for occasional use)

- Standards / Certificates**
- GS label by TÜV Rheinland LGA Products GmbH / DIN EN 16139 L1
  - GREENGUARD certified
  - All available certificates can be found at: <https://www.sedus.com/en/products/chairs/on-spot>



- Design awards**
- interior innovation award 2015, Winner
  - German Design Award 2016, Winner



- Warranty**
- 5 years [see guarantee terms]

## ► Swivel chair with castors

- Shell**
- One-piece polypropylene shell, up to 40% recycled material, in the colours clear white [RAL 9016], black [RAL 9017], grey [NCS S 5502-Y]
  - Ergonomically shaped seat shell: visually constant outer contour combined with different wall thicknesses, in particular in the lumbar area
  - Wall thickness is 17 mm in the lumbar area, 6 mm at the backrest edge
  - Seat tilt of about 6° for slightly upright sitting position between an active and a relaxed seating position for use in combination with meeting tables
  - Armrests (width 50 mm) directly integrated into shell
  - Armrest wings and wrap-around, rounded shape of the shell allow different arm positions
  - Optional 15 mm thick flat upholstery with velour laminated foam and framed top edge of the seat and backrest

- Seat height-adjustment**
- Gas spring for infinitely variable height adjustment 400 - 490 mm

- Base**
- Basic base made of plastic (polyamide, glass-fibre reinforced) with 5 arms, black or clear white, hard or soft castors with 50 mm diameter, optional plastic or felt glides

# Sedus on spot specification

- Standards / Certificates**
- GS label by TÜV Rheinland LGA Products GmbH / DIN EN 16139 L1
  - Tested for harmful substances by TÜV Rheinland LGA Products GmbH
  - GREENGUARD certified
  - All available certificates can be found at: <https://www.sedus.com/en/products/chairs/on-spot>



- Design awards**
- interior innovation award 2015, Winner
  - German Design Award 2016, Winner



- Warranty**
- 5 years [see guarantee terms]

## ► Swivel chair

- Shell**
- One-piece polypropylene shell, up to 40% recycled material, in the colours clear white (RAL 9016), black (RAL 9017), grey (NCS S 5502-Y)
  - Ergonomically shaped seat shell: visually constant outer contour combined with different wall thicknesses, in particular in the lumbar area
  - Wall thickness is 17 mm in the lumbar area, 6 mm at the backrest edge
  - Seat tilt of about 6° for slightly upright sitting position between an active and a relaxed seating position for use in combination with meeting tables
  - Armrests (width 50 mm) directly integrated into shell
  - Armrest wings and wrap-around, rounded shape of the shell allow different arm positions
  - Optional 15 mm thick flat upholstery with velour laminated foam and framed top edge of the seat and backrest

- Seat height-adjustment**
- Rotatable seat shell, with integrated return mechanism. Sinks down by up to 25 mm when you sit down. Seat height 435 mm.

- Base**
- Aluminium star base with 4 arms, powder coated in the colours black and clear white or polished, plastic glides, optional felt glides

- Standards / Certificates**
- GS label by TÜV Rheinland LGA Products GmbH / DIN EN 16139 L1
  - Tested for harmful substances by TÜV Rheinland LGA Products GmbH
  - GREENGUARD certified
  - All available certificates can be found at: <https://www.sedus.com/en/products/chairs/on-spot>



- Design awards**
- interior innovation award 2015, Winner
  - German Design Award 2016, Winner



- Warranty**
- 5 years [see guarantee terms]



sweetspot not only provides your office with especially attractive and comfortable lounge furniture, but also helps to create a relaxed atmosphere. As a place to meet, a retreat or an area of stylish ambience for the reception.



lounge chair from 1.521,-



low table from 667,-



lounge table from 667,-







side table from 428,-



# Sedus sweetspot

► lounge chair

		9	4	2	1	0
		Era	Connect Cura Fame Step Imitation leather	Milano Remix Tempt	Breeze Fusion Morph Steelcut Trio 3	Leather
	Back cover	1.110,-	1.227,-	1.405,-	1.557,-	1.707,-
	Front cover	190,-	247,-	257,-	334,-	413,-
	Cushion cover	221,-	271,-	321,-	418,-	517,-
	Complete model se-260	1.521,-	1.745,-	1.983,-	2.309,-	2.637,-

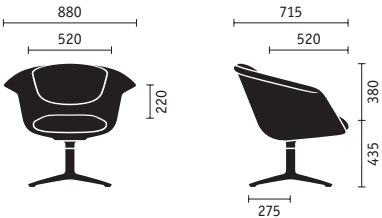
Seat height-adjustment	
Memory swivel, not height-adjustable	■ 1603

Please note the information about the fabrics Morph and Steelcut Trio 3 of the Elegance Line on the page 'Covering materials'.

Base	
Aluminium base black	■ 2203-103
Aluminium base white aluminium	□ 2203-119
Aluminium base clear white	□ 2203-158
Aluminium base polished / chrome-plated steel column	□ 2203-110 110,-






Miscellaneous	
Fire protection version – possible in combination with the cover fabrics Step or Fame	
	□ 6004 15,-
Felt glides	□ 6201 11,-

sweetspot



# Sedus sweetspot

► low table, lounge table, side table

		Code	Melamine	likewood	Compact laminate	HPL II	Veneer I	Veneer II	Veneer III
	se-330								
	Ø 700	1405	667,-	687,-	775,-	823,-	816,-	823,-	901,-
	se-330								
	700x700	1005	667,-	687,-	775,-	823,-	816,-	823,-	901,-
	se-331								
	Ø 700	1405	667,-	687,-	775,-	823,-	816,-	823,-	901,-
	se-331								
	700x700	1005	667,-	687,-	775,-	823,-	816,-	823,-	901,-
	se-313								
	Ø 400	1402			428,-				

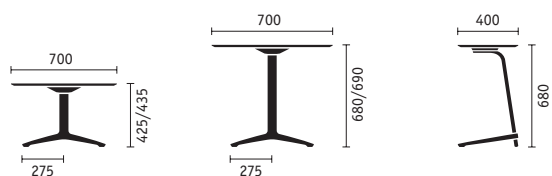
## Frame options

black	■	103	
white aluminium	□	119	
clear white	□	158	
chromed, base polished	□	110	109,-
chromed, base polished for se-313	□	110	65,-

Information on the surface finishes can be found in the surface matrix on the 'Surfaces' page.

## Miscellaneous

Felt glides	□	6014	11,-
Felt glides for se-313	□	6014	4,-



Recommended retail prices in Euro exclusive of VAT [2023.03]

All dimensions in mm

# Sedus sweetspot specification

## ► lounge chair

- Shell**
- One-piece shell made of PUR hard foam, sprayed with PUR soft foam
  - Armrests (width 110 mm) directly integrated into shell allow various sitting positions
  - Seat height 430 mm with seat tilt of about 2.5° for slightly upright sitting position between an active and a relaxed seating position
  - Upholstery thickness of the seat cushion is 110 mm. Upholstery thickness of the back cushion is 40 mm.
  - Back and front cover are sewn and attached with zippers.
  - Back cover of the shell, front cover of the shell and upholstered cover can all be chosen independently of one another. Combination possibilities: leather and fabric; imitation leather and fabric; different colours within a fabric and leather collection. It is not possible to combine different fabric qualities.

- 
- Seat height-adjustment**
- Rotating seat shell with return mechanism. Gas spring gives way by up to 25 mm when you sit down

- 
- Base**
- Aluminium star base with 4 arms. Column and star base powder coated black, white aluminium, clear white or chrome-plated column and polished star base
  - Plastic glides, optional felt glides

- 
- User weight**
- Recommended for user weights up to 110 kg (up to 150 kg for occasional use)

- 
- Standards / Certificates**
- Tested for harmful substances by TÜV Rheinland LGA Products GmbH
  - GREENGUARD certified
  - Fulfils DIN EN 16139 L1
  - All available certificates can be found at: <https://www.sedus.com/en/products/chairs/sweetspot>



- 
- Design awards**
- interior innovation award 2014, Winner
  - German Design Award 2014, Special Mention
  - Red Dot Award 2014, Honourable mention



- 
- Warranty**
- 5 years [see guarantee terms]

## ► low table, lounge table, side table

- Frame system**
- Steel column with aluminium star base (4 arms)
  - lounge/low table: steel column diameter 60 mm, thickness 2 mm, side table: steel column diameter 25 mm, thickness 2 mm
  - Steel column and aluminium star base powder coated (black, clear white, white aluminium) or chrome-plated steel column and polished aluminium star base
  - Polypropylene plastic glides for soft floors, option with felt glides for hard floors
  - low table: table height 425 mm (compact fibreboard), 435 mm (chipboard)
  - lounge table: table height 680 mm (compact fibreboard), 690 mm (chipboard)
  - side table: table height 680 mm, cover cap plastic, black

# Sedus sweetspot specification

---

<b>Surfaces</b>	<ul style="list-style-type: none"><li>- 12 mm table top in compact fibre-board, edges black, with 30° chamfer, colour pure white (T14)</li><li>- Also available with 19 mm chipboard in:</li><li>- 1. Melamine resin coating in a single colour or various decorative wood effects (top surface compliant with EN 14322). The minimum light fastness is 6 on the wool scale. Substrate compliant with EN 312-2003.</li><li>- 2. High-quality crown cut veneer surface, 3 mm veneer edge on all sides. Surface in a high quality, durable, two-component water-based polyurethane lacquer.</li><li>- 3. HPL surface soft touch: The matt soft touch surface is a laminate based on hardenable resins. The top layer of paper is coated in a separate manufacturing process and then electron beam hardened. The result is a velvety, warm surface with anti-fingerprint properties, characterised by its high resistance to abrasion, impact and scratches.</li><li>- With the exception of the melamine finish in pure white and graphite black, the HPL finish white and black, the real wood veneers ash white, ash black, wenge varnished oak and dark walnut, the gloss and reflection levels of the surfaces equate to DIN Special Report 147</li><li>- E1 quality wood materials</li><li>- Veneer is a natural product. The colour of the veneer is determined by the type and structure of the wood, and may vary. All woods change colour over time because of the effects of light. As such, the veneer may be markedly different from the sample at the time of delivery. Natural differences are not a cause for complaint, but in fact confirm that the material is genuine.</li><li>- Square tables with rounded corners (radius 50 mm)</li><li>- side table diameter 400 mm, in compact fibre-board, with round opening (Ø 40 mm) in the table top to pick up and move the table</li></ul>
<b>Veneer grain/design grain</b>	<ul style="list-style-type: none"><li>- Design and veneer grain run lengthwise</li></ul>
<b>Warranty</b>	<ul style="list-style-type: none"><li>- 5 years [see guarantee terms]</li></ul>

---

# se:lounge

# sedus

Lounge and lobby paired with versatile working. se:lounge is a multifunctional lounge chair with a one-piece, ergonomically shaped seat shell made of PET felt and a large comfortable cushion that extends continuously over the seat, backrest and armrests.



Lounge chair from 1.955,-







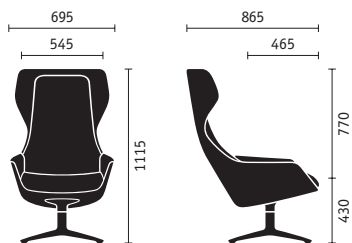
Ottoman from 507,-



# Sedus se:lounge

► Lounge chair

	9	4	2	1	0
	Atlantic Era Nova Phoenix Customer's Own	Connect Cura Fame Pure Step Imitation leather	Milano Remix Tempt Customer's Own Leather	Breeze Fusion Morph Steelcut Trio 3	Leather
	<b>Felt shell</b>	1.640,-	1.640,-	1.640,-	1.640,-
	<b>Seat cover</b>	63,-	83,-	104,-	234,-
	<b>Backrest cover</b>	171,-	209,-	246,-	536,-
	<b>Armrest cover</b>	81,-	101,-	122,-	253,-
	<b>Complete model lg-263</b>	1.955,-	2.033,-	2.112,-	2.663,-



# Sedus se:lounge

## ► Lounge chair

### PET Felt

anthracite	■	V51	
light-grey	□	V52	

### Base

Aluminium base black	■	2203-103	
Aluminium base clear white	□	2203-158	
Aluminium base fjord green	□	2203-157	12,-
Aluminium base cayenne red	□	2203-159	12,-
Aluminium base sand beige	□	2203-160	12,-
Aluminium base polished	□	2203-110	110,-

### Castors / Glides

Hybrid glides	■	2803	
Felt glides	□	2801	11,-

### Writing tablet

With writing tablet right-hand, CDF black	□	6204	492,-
Model prepared for retrofitting the writing tablet	□	6237	29,-

### Colour of the writing tablet arm

black	■	103	
clear white	□	158	
fjord green	□	157	12,-
cayenne red	□	159	12,-
sand beige	□	160	12,-
chromed	□	100	81,-

### Fire protection

Without fire protection	■	0000	
Fire protection version – possible in combination with the cover fabrics Step or Fame	□	6004	15,-

### Accessories lg-001

Writing tablet, CDF black, swing arm	■	6204	492,-
Colour of the writing tablet arm, black	□	103	
Colour of the writing tablet arm, clear white	□	158	
Colour of the writing tablet arm, fjord green	□	157	12,-
Colour of the writing tablet arm, cayenne red	□	159	12,-
Colour of the writing tablet arm, sand beige	□	160	12,-
Writing tablet arm, chromed	□	100	81,-

Please note the information about the fabrics Morph and Steelcut Trio 3 of the Elegance Line on the page 'Covering materials'.



# Sedus se:lounge

## ► Ottoman



lg-922

9	4	2	1	0
Atlantic	Connect	Milano	Breeze Fusion	Leather
Era	Cura	Remix	Morph	
Nova	Fame	Tempt	Steelcut Trio 3	
Phoenix	Pure	Customer's Own		
Customer's Own	Step	Leather		
	Imitation leather			
507,-	528,-	549,-	608,-	706,-

### Base

Aluminium base black	■	2203-103	
Aluminium base clear white	□	2203-158	
Aluminium base fjord green	□	2203-157	12,-
Aluminium base cayenne red	□	2203-159	12,-
Aluminium base sand beige	□	2203-160	12,-
Aluminium base polished	□	2203-110	110,-

### Castors / Glides

Hybrid glides	■	2803	
Felt glides	□	2801	11,-

### Fire protection

Without fire protection	■	0000	
Fire protection version – possible in combination with the cover fabrics Step or Fame	□	6004	10,-

Please note the information about the fabrics Morph and Steelcut Trio 3 of the Elegance Line on the page 'Covering materials'.



# Sedus se:lounge specification

## ► Lounge chair

- |              |   |
|--------------|---|
| <b>Shell</b> | <ul style="list-style-type: none"><li>- One-piece seat shell made of PET felt with rounded armrest wings and isolating „ears“, ergonomically shaped seat pan and tapered backrest</li><li>- Seat tilt of about 8,5° for slightly upright sitting position between an active and a relaxed seating position for use in combination with a writing tablet</li></ul> |
|--------------|---|

- |                 |   |
|-----------------|---|
| <b>Cushions</b> | <ul style="list-style-type: none"><li>- Full-surface upholstered cushion with high backrest and armrest wings on both sides. Foam filling sewn with upholstery web as well as slightly sloping, all-round bevelled seat.</li><li>- Seat upholstery thickness: 48 mm</li><li>- Different covers for the individual upholstered parts (backrest, seat and armrest wings) are possible</li></ul> |
|-----------------|---|

- |                               |  |
|-------------------------------|--|
| <b>Seat height-adjustment</b> | <ul style="list-style-type: none"><li>- Rotatable seat shell</li></ul> |
|-------------------------------|--|

- |              |   |
|--------------|---|
| <b>Frame</b> | <ul style="list-style-type: none"><li>- Aluminium star base with 4 brackets</li><li>- Powder-coated column and star base or chrome-plated column and polished star base</li></ul> |
|--------------|---|

- |               |  |
|---------------|--|
| <b>Glides</b> | <ul style="list-style-type: none"><li>- Universal hybrid glides made of TPU, suitable for hard and soft floors, always in basalt grey</li><li>- Optional felt glides for hard floors</li></ul> |
|---------------|--|

- |                    |   |
|--------------------|---|
| <b>User weight</b> | <ul style="list-style-type: none"><li>- Recommended for user weights up to 140 kg</li></ul> |
|--------------------|---|

- |                    |   |
|--------------------|---|
| <b>Accessories</b> | <ul style="list-style-type: none"><li>- Optional writing tablet with a CDF top in black and high-gloss chrome-plated swivel arm or powder-coated swivel arm</li></ul> |
|--------------------|---|

- |                                 |  |
|---------------------------------|--|
| <b>Standards / Certificates</b> | <ul style="list-style-type: none"><li>- GS label by TÜV Rheinland LGA Products GmbH / DIN EN 16139 L1 / DIN 4573</li><li>- GREENGUARD Certificate</li><li>- Awarded BLAUER ENGEL</li><li>- All available certificates can be found at: <a href="https://www.sedus.com/en/products/chairs/selounge">https://www.sedus.com/en/products/chairs/selounge</a></li></ul> |
|---------------------------------|--|



[www.blauer-engel.de/uz117](https://www.blauer-engel.de/uz117)

- |                      |  |
|----------------------|--|
| <b>Design awards</b> | <ul style="list-style-type: none"><li>- German Design Award 2023, Winner</li></ul> |
|----------------------|--|



- |                 |   |
|-----------------|---|
| <b>Warranty</b> | <ul style="list-style-type: none"><li>- 5 years (see guarantee terms)</li></ul> |
|-----------------|---|

## ► Ottoman

- |                 |  |
|-----------------|--|
| <b>Cushions</b> | <ul style="list-style-type: none"><li>- Upholstery made of PUR foam, seat tilt: approx. 8,6°, upholstery thickness 80 mm, covers possible in all fabrics from the Sedus fabric collection as well as imitation leather and leather</li></ul> |
|-----------------|--|

- |              |   |
|--------------|---|
| <b>Frame</b> | <ul style="list-style-type: none"><li>- 4-legged aluminium star base, powder-coated column and star base or chrome-plated column and polished star base</li></ul> |
|--------------|---|

- |               |  |
|---------------|--|
| <b>Glides</b> | <ul style="list-style-type: none"><li>- Universal hybrid glides made of TPU, suitable for hard and soft floors, always in basalt grey</li><li>- Optional felt glides for hard floors</li></ul> |
|---------------|--|

- |                 |   |
|-----------------|---|
| <b>Warranty</b> | <ul style="list-style-type: none"><li>- 5 years (see guarantee terms)</li></ul> |
|-----------------|---|

# meet table

sedus

A high-performance table programme for use in canteens, bistros and seminar areas. Together with the meet table over easy, the folding standing tables can be put together in unique combinations.



Bistro table from 660,-



Standing table from 660,-




Standing table, fold-down from 678,-





Connecting top over easy from 890,-


# Sedus meet table

► Bistro tables, standing tables

	Code	Melamine	likewood	Compact laminate	HPL II	Veneer I	Veneer II	Veneer III	
	mt-332								
	Ø 700	1405	660,-	680,-	768,-	815,-	808,-	815,-	892,-
	Ø 800	1410	674,-	703,-	797,-	847,-	841,-	847,-	958,-
	Ø 900	1411	688,-	723,-	826,-	880,-	877,-	880,-	1.021,-

	mt-332								
	700x700	1005	660,-	680,-	768,-	815,-	808,-	815,-	892,-
	800x800	1015	674,-	703,-	797,-	847,-	841,-	847,-	958,-
	900x900	1045	688,-	723,-	826,-	880,-	877,-	880,-	1.021,-

	mt-333								
	Ø 700	1405	660,-	680,-	768,-	815,-	808,-	815,-	892,-
	Ø 800	1410	674,-	703,-	797,-	847,-	841,-	847,-	958,-

	mt-333								
	700x700	1005	660,-	680,-	768,-	815,-	808,-	815,-	892,-
	800x800	1015	674,-	703,-	797,-	847,-	841,-	847,-	958,-

## Frame options

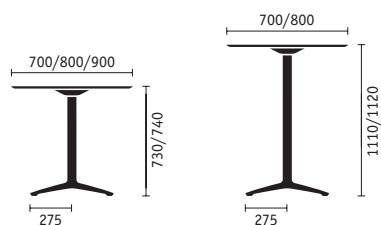
black	■	103	
white aluminium	□	119	
clear white	□	158	
chromed, base polished	□	110	108,-

Information on the surface finishes can be found in the surface matrix on the 'Surfaces' page.

## Miscellaneous


Felt glides	□	6014	11,-
-------------	---	------	------

meet table



# Sedus meet table

► Standing table fold-down, connecting top over easy

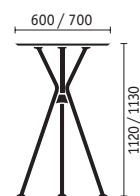
	Code	Melamine	likewood	Compact laminate	HPL II	Veneer I	Veneer II	Veneer III	
	mt-334								
	Ø 600	1404	678,-	693,-	759,-	797,-	788,-	797,-	854,-
	Ø 700	1405	693,-	714,-	797,-	834,-	821,-	834,-	908,-

	<b>mt-323 for two mt-334/1405</b>							
	<b>1900x900</b>	3601			890,-			

	<b>mt-323 for three mt-334/1405</b>							
	<b>2315x1630</b>	3602			1.509,-			

Miscellaneous	
Without table top cut-outs (mt-323)	□ 6124

Information on the surface finishes can be found in the surface matrix on the 'Surfaces' page.



# Sedus meet table specification

## ► Bistro tables, standing tables

<b>Frame system</b>	<ul style="list-style-type: none"><li>- Steel column with aluminium star base (4 arms)</li><li>- Steel column diameter 60 mm, thickness 2 mm</li><li>- Steel column and aluminium star base powder coated (black, clear white, white aluminium) or chrome-plated steel column and polished aluminium star base</li><li>- Polypropylene plastic glides for soft floors, option with felt glides for hard floors</li><li>- Bistro table: table height 730 mm (compact fibreboard), 740 mm (chipboard)</li><li>- Standing table: table height 1110 mm (compact fibreboard), 1120 mm (chipboard)</li></ul>
<b>Surfaces</b>	<ul style="list-style-type: none"><li>- 12 mm table top in compact fibre-board, edges black, with 30° chamfer, colour pure white (T14)</li><li>- Also available with 19 mm chipboard in:</li><li>- 1. Melamine resin coating in a single colour or various decorative wood effects (top surface compliant with EN 14322). The minimum light fastness is 6 on the wool scale. Substrate compliant with EN 312-2003.</li><li>- 2. High-quality crown cut veneer surface, 3 mm veneer edge on all sides. Surface in a high quality, durable, two-component water-based polyurethane lacquer.</li><li>- 3. HPL surface soft touch: The matt soft touch surface is a laminate based on hardenable resins. The top layer of paper is coated in a separate manufacturing process and then electron beam hardened. The result is a velvety, warm surface with anti-fingerprint properties, characterised by its high resistance to abrasion, impact and scratches.</li><li>- With the exception of the melamine finish in pure white and graphite black, the HPL finish white and black, the real wood veneers ash white, ash black, wenge varnished oak and dark walnut, the gloss and reflection levels of the surfaces equate to DIN Special Report 147</li><li>- E1 quality wood materials</li><li>- Veneer is a natural product. The colour of the veneer is determined by the type and structure of the wood, and may vary. All woods change colour over time because of the effects of light. As such, the veneer may be markedly different from the sample at the time of delivery. Natural differences are not a cause for complaint, but in fact confirm that the material is genuine.</li><li>- Square tables with rounded corners (radius 50 mm)</li></ul>
<b>Veneer grain/design grain</b>	<ul style="list-style-type: none"><li>- Design and veneer grain run lengthwise</li></ul>
<b>Warranty</b>	<ul style="list-style-type: none"><li>- 5 years (see guarantee terms)</li></ul>

## ► Standing table fold-down, connecting top over easy

<b>Frame system</b>	<ul style="list-style-type: none"><li>- Standing table:</li><li>- Frame consisting of three continuous angled legs in precision steel tube (diameter 25 mm, thickness 2 mm), connected by an elegant knot made of polyamide with a percentage of glass fibre</li><li>- Folding table top with intuitively tilting leg</li><li>- Chromed surface, knot black, felt glides</li><li>- Table height 1120 mm (compact fibreboard), 1130 mm (chipboard)</li><li>- Weight (Ø 700 mm): 12 kg (compact fibreboard), 10 kg (chipboard)</li></ul>
---------------------	--

# Sedus meet table specification

## Surfaces

- Standing table:
- 12 mm table top in compact fibre-board, edges black, with 30° chamfer, colour pure white (T14)
- Also available with 19 mm chipboard in:
- 1. Melamine resin coating in a single colour or various decorative wood effects (top surface compliant with EN 14322). The minimum light fastness is 6 on the wool scale. Substrate compliant with EN 312-2003.
- 2. High-quality crown cut veneer surface, 3 mm veneer edge on all sides. Surface in a high quality, durable, two-component water-based polyurethane lacquer.
- 3. HPL surface soft touch: The matt soft touch surface is a laminate based on hardenable resins. The top layer of paper is coated in a separate manufacturing process and then electron beam hardened. The result is a velvety, warm surface with anti-fingerprint properties, characterised by its high resistance to abrasion, impact and scratches.
- With the exception of the melamine finish in pure white and graphite black, the HPL finish white and black, the real wood veneers ash white, ash black, wenge varnished oak and dark walnut, the gloss and reflection levels of the surfaces equate to DIN Special Report 147
- E1 quality wood materials
- Veneer is a natural product. The colour of the veneer is determined by the type and structure of the wood, and may vary. All woods change colour over time because of the effects of light. As such, the veneer may be markedly different from the sample at the time of delivery. Natural differences are not a cause for complaint, but in fact confirm that the material is genuine.
- Connecting top over easy:
- Compact fibre-board, edges black, all-round 27° chamfer on the underside, panel thickness 19 mm
- Available in the colours pure white (T14) and anthracite (T77)
- Panel surfaces of standing tables visible through differently-sized cut-outs, optional without cut-outs
- Size of cut-outs on mt-323/3601: 1 x Ø 600 mm, 1 x Ø 500 mm; on mt-323/3602: 2 x Ø 600 mm, 1 x Ø 500 mm

## Veneer grain/design grain

- Standing table: design and veneer grain run lengthwise

## Standards / Certificates

- GS label by TÜV Rheinland LGA Products GmbH / DIN EN 15372 (mt-334)
- All available certificates can be found at: <https://www.sedus.com/en/products/tablesmeet-tables>



## Design awards

- iF product design award 2008, Discipline Product (mt-334)
- Red Dot Design Award 2008 (mt-334)



## Warranty

- 5 years [see guarantee terms]

# se:lab sofa

# sedus

Mobile and flexible furniture supports creative and communicative working methods. With the addition of the single-seater on castors, agile workshop situations and spontaneous exchange become even more vibrant.



Single from 990,-





Two-seater from 1.385,-





# Sedus se:lab sofa

► Mobile sofa

	9	4	2	1	
	Era Nova Phoenix	Connect Cura Fame Step	Milano Remix Tempt	Breeze Fusion Morph Steelcut Trio 3	
	Ik-601	990,-	1.092,-	1.255,-	1.501,-
<hr/>					
	Ik-602	1.385,-	1.525,-	1.658,-	1.863,-

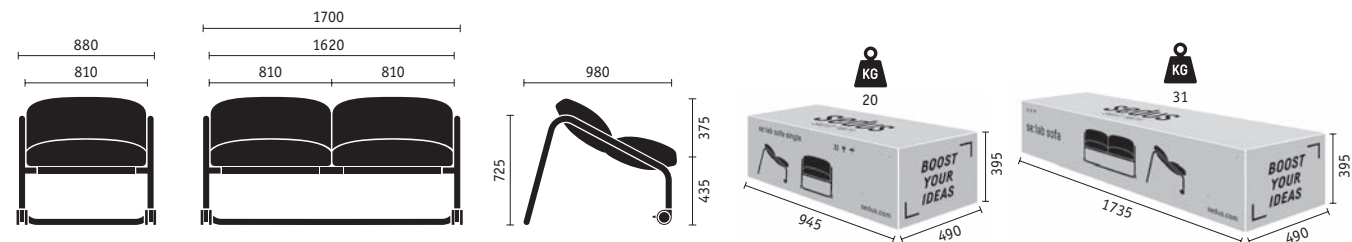
Backrest		
Cover backrest as seat	■ 0000	
Different cover for back element	□ 7026	30,-

Frame		
Steel frame black	■ 8000-103	
Steel frame fjord green	□ 8000-157	
Steel frame clear white	□ 8000-158	
Steel frame cayenne red	□ 8000-159	
Steel frame sand beige	□ 8000-160	

Castors / Glides		
Lockable soft castors	■ 2703	

Fire protection		
Without fire protection	■ 0000	
Fire protection version – possible in combination with the cover fabrics Step or Fame	□ 6004	15,-

Please note the information about the fabrics Morph and Steelcut Trio 3 of the Elegance Line on the page 'Covering materials'.



# Sedus se:lab sofa specification

## ► Mobile sofa

- Upholstery**
- Comfortable and generously sized upholstered cushions, suitable for any body size
  - Filling consists of hollow fibre balls made of 100% polyester
  - Upholstery thickness 200 mm
  - Membrane of the cushion attachment: made of 100% recyclable polyester, always in black, prevents the cushions from slipping
  - Seat and backrest cushion can be individually configured

- Frame**
- Curved round tube from steel: Ø 40 mm, wall thickness 2 mm

- Castors/glides**
- Soft castors are supplied for universal use, Ø 100 mm, white colour for white frame, otherwise always black
  - Glides are attached to the rear frame tube, they are suitable for universal use, always white

- User weight**
- Recommended for user weights up to 110 kg per cushion

- Shipping / dispatch**
- The model is available in a space-saving package for safe delivery by courier, unique and easy to assemble

- Standards / Certificates**
- GS label by TÜV Rheinland LGA Products GmbH / DIN EN 16139 L1
  - GREENGUARD Certificate
  - AGR [se:lab concept] – Seal of approval of Aktion Gesunder Rücken e.V. [Campaign for Healthier Backs]
  - Awarded BLAUER ENGEL
  - All available certificates can be found at: <https://www.sedus.com/en/products/chairs/selab-sofa>



- Design awards**
- iF DESIGN AWARD 2021, Discipline Product [lk-602]
  - Red Dot Design Award 2021, Winner [lk-602]
  - German Design Award 2022, Winner [lk-602]



- Warranty**
- 5 years [see guarantee terms]

Multifaceted and unique: a true work sofa and accessories range. Attractive design, emotional vibe, noticeably functional, with ergonomic and healthy seating comfort. Promotes well-being and productive work, solo or in a team.



Armchair, two-seater sofa,  
three-seater sofa



Suggested configurations



Modular configurations –  
solitary



Modular and linkable  
configurations






focus light



Tables

# Sedus se:works

► Armchair, two-seater sofa, three-seater sofa

	9	4	2	1	0	
	Era Nova Phoenix	Cura Fame Step Imitation leather	Milano Remix Tempt	Breeze Fusion Morph Steelcut Trio 3	Leather	
	sp-611	1.664,-	1.769,-	1.922,-	2.149,-	3.203,-
<hr/>						
	sp-612	2.453,-	2.610,-	2.820,-	3.212,-	5.048,-
<hr/>						
	sp-613	3.316,-	3.516,-	3.818,-	4.352,-	7.005,-

## Base

Aluminium legs black	■	8500-103	
Aluminium legs clear white	□	8500-158	
Aluminium legs fjord green	□	8500-157	28,-
Aluminium legs cayenne red	□	8500-159	28,-
Aluminium legs sand beige	□	8500-160	28,-
Aluminium legs polished	□	8500-110	91,-
Wooden legs sloped beech natural	□	8501-B26	78,-
Wooden legs sloped beech black	□	8501-B45	78,-
Wooden legs sloped beech white	□	8501-B46	78,-
Wooden legs sloped oak natural	□	8501-C11	105,-
Steel legs black with castors (sp-611, sp-612)	□	8504-103	55,-
Steel legs clear white with castors (sp-611, sp-612)	□	8504-158	55,-
Steel legs fjord green with castors (sp-611, sp-612)	□	8504-157	83,-
Steel legs cayenne red with castors (sp-611, sp-612)	□	8504-159	83,-
Steel legs sand beige with castors (sp-611, sp-612)	□	8504-160	83,-

## Castors / Glides

Lockable soft castors (in black; in white with steel legs in clear white)	■	2703
---	---	------

## Different cover

Different cover for corner/back element	□	7026-***
---	---	----------

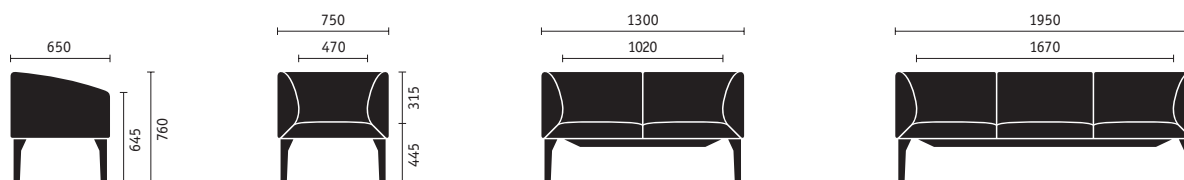
## Variable total width

Different dimensions from standard width	□	7100	124,-
--	---	------	-------

## Fire protection




Fire protection version for sp-611, upholstery only possible with cover fabrics Step	□	6004	158,-
Fire protection version for sp-612, upholstery only possible with cover fabrics Step	□	6004	276,-
Fire protection version for sp-613, upholstery only possible with cover fabrics Step	□	6004	400,-

Please note the information about the fabrics Morph and Steelcut Trio 3 of the Elegance Line on the page 'Covering materials'.



# Sedus se:works

► Armchair, two-seater sofa, three-seater sofa with screen element

	9	4	2	1	
	Era Nova Phoenix	Cura Fame Step Imitation leather	Milano Remix Tempt	Breeze Fusion Morph Steelcut Trio 3	
	sp-611/001	3.318,-	3.509,-	3.860,-	4.404,-
<hr/>					
	sp-612/001	4.731,-	4.975,-	5.443,-	6.242,-
<hr/>					
	sp-613/001	6.165,-	6.510,-	7.125,-	8.160,-

## Base

Aluminium legs black	■	8500-103	
Aluminium legs clear white	□	8500-158	
Aluminium legs fjord green	□	8500-157	28,-
Aluminium legs cayenne red	□	8500-159	28,-
Aluminium legs sand beige	□	8500-160	28,-
Aluminium legs polished	□	8500-110	91,-
Wooden legs sloped beech natural	□	8501-B26	78,-
Wooden legs sloped beech black	□	8501-B45	78,-
Wooden legs sloped beech white	□	8501-B46	78,-
Wooden legs sloped oak natural	□	8501-C11	105,-
Steel legs black with castors (sp-611/001, sp-612/001)	□	8504-103	55,-
Steel legs clear white with castors (sp-611/001, sp-612/001)	□	8504-158	55,-
Steel legs fjord green with castors (sp-611/001, sp-612/001)	□	8504-157	83,-
Steel legs cayenne red with castors (sp-611/001, sp-612/001)	□	8504-159	83,-
Steel legs sand beige with castors (sp-611/001, sp-612/001)	□	8504-160	83,-

## Castors / Glides

Lockable soft castors (in black; in white with steel legs in clear white)	■	2703
---	---	------

## Different cover

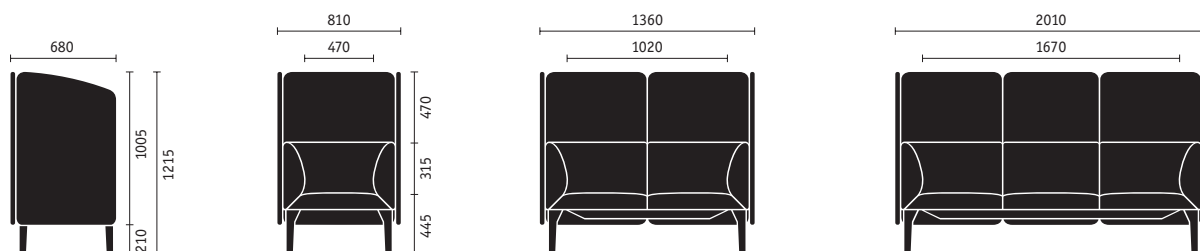
Different cover for corner/back element	□	7026-***
Different cover for screen element	□	7027-***
Different cover for back of screen element	□	7033-***

## Variable total width

Different dimensions from standard width	□	7100	124,-
--	---	------	-------

## Fire protection

Fire protection version for sp-611/001, upholstery only possible with cover fabrics Step	□	6004	331,-
Fire protection version for sp-612/001, upholstery only possible with cover fabrics Step	□	6004	510,-
Fire protection version for sp-613/001, upholstery only possible with cover fabrics Step	□	6004	698,-



# Sedus se:works

## ► Armchair, two-seater sofa, three-seater sofa with screen element deep



**sp-611/002**  
Armchair, screen  
element deep

**9**  
Era  
Nova  
Phoenix

3.648,-

**4**  
Cura  
Fame  
Step  
Imitation leather

3.857,-

**2**  
Milano  
Remix  
Tempt

4.247,-

**1**  
Breeze Fusion  
Morph  
Steelcut Trio 3

4.854,-



**sp-612/002**  
Two-seater sofa,  
screen element deep

5.109,-

5.356,-

5.824,-

6.622,-



**sp-613/002**  
Three-seater sofa,  
screen element deep

6.638,-

6.985,-

7.600,-

8.634,-

### Base

Aluminium legs black	■	8500-103	
Aluminium legs clear white	□	8500-158	
Aluminium legs fjord green	□	8500-157	28,-
Aluminium legs cayenne red	□	8500-159	28,-
Aluminium legs sand beige	□	8500-160	28,-
Aluminium legs polished	□	8500-110	91,-
Wooden legs sloped beech natural	□	8501-B26	78,-
Wooden legs sloped beech black	□	8501-B45	78,-
Wooden legs sloped beech white	□	8501-B46	78,-
Wooden legs sloped oak natural	□	8501-C11	105,-

### Fire protection

Fire protection version for sp-611/002, upholstery only possible with cover fabrics Step	□	6004	364,-
Fire protection version for sp-612/002, upholstery only possible with cover fabrics Step	□	6004	545,-
Fire protection version for sp-613/002, upholstery only possible with cover fabrics Step	□	6004	741,-

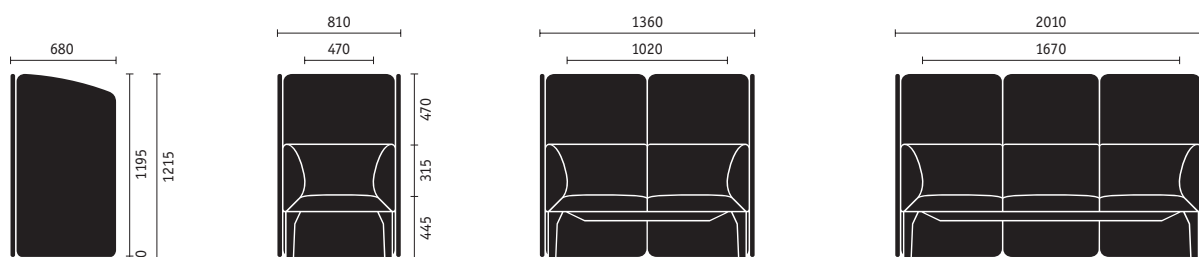
Please note the information about the fabrics Morph and Steelcut Trio 3 of the Elegance Line on the page 'Covering materials'.

### Different cover

Different cover for corner/back element	□	7026-***	
Different cover for screen element	□	7027-***	
Different cover for back of screen element	□	7033-***	





### Variable total width

Different dimensions from standard width	□	7100	124,-
--	---	------	-------



# Sedus se:works

## ► Two-seater sofa and three-seater sofa with worktop

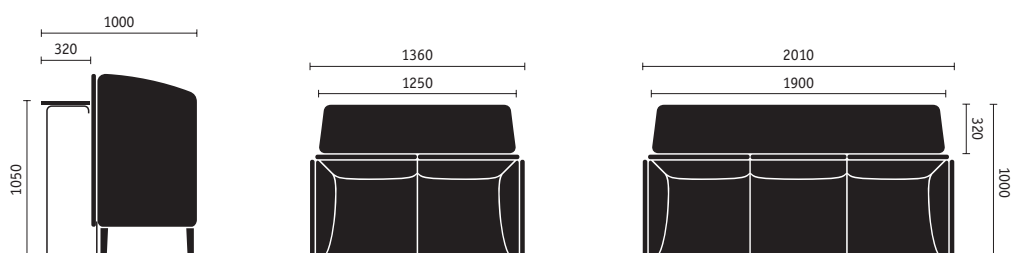
	9	4	2	1
	Era Nova Phoenix	Cura Fame Step Imitation leather	Milano Remix Tempt	Breeze Fusion Morph Steelcut Trio 3
				
<b>sp-612/004</b> Two-seater sofa, screen element, worktop	5.350,-	5.593,-	6.062,-	6.861,-
				
<b>sp-612/005</b> Two-seater sofa, screen element deep, worktop	5.728,-	5.975,-	6.443,-	7.241,-
				
<b>sp-613/004</b> Three-seater sofa, screen element, worktop	6.899,-	7.243,-	7.858,-	8.894,-
				
<b>sp-613/005</b> Three-seater sofa, screen element deep, worktop	7.372,-	7.719,-	8.334,-	9.368,-

### Base

Aluminium legs black	■	8500-103	
Aluminium legs clear white	□	8500-158	
Aluminium legs fjord green	□	8500-157	28,-
Aluminium legs cayenne red	□	8500-159	28,-
Aluminium legs sand beige	□	8500-160	28,-
Aluminium legs polished	□	8500-110	91,-
Wooden legs sloped beech natural	□	8501-B26	78,-
Wooden legs sloped beech black	□	8501-B45	78,-
Wooden legs sloped beech white	□	8501-B46	78,-
Wooden legs sloped oak natural	□	8501-C11	105,-

### Different cover

Different cover for corner/back element	□	7026-***
Different cover for screen element	□	7027-***
Different cover for back of screen element	□	7033-***



# Sedus se:works

## ► Two-seater sofa and three-seater sofa with worktop

### Table surface of the worktop

Melamine	■ K**	
Veneer I (sp-612)	□ ***	290,-
Veneer II (sp-612)	□ ***	372,-
Veneer III (sp-612)	□ ***	574,-
Linoleum (sp-612)	□ L**	574,-
Veneer I (sp-613)	□ ***	434,-
Veneer II (sp-613)	□ ***	558,-
Veneer III (sp-613)	□ ***	861,-
Linoleum (sp-613)	□ L**	861,-

### Frame colour of the worktop

black	□ 103	
clear white	□ 158	
fjord green	□ 157	28,-
cayenne red	□ 159	28,-
sand beige	□ 160	28,-

### Fire protection

Fire protection version for sp-612/004, upholstery only possible with cover fabrics Step	□ 6004	510,-
Fire protection version for sp-612/005, upholstery only possible with cover fabrics Step	□ 6004	545,-
Fire protection version for sp-613/004, upholstery only possible with cover fabrics Step	□ 6004	698,-
Fire protection version for sp-613/005, upholstery only possible with cover fabrics Step	□ 6004	741,-




Please note the information about the fabrics Morph and Steelcut Trio 3 of the Elegance Line on the page 'Covering materials'.

Information on the surface finishes can be found in the surface matrix on the 'Surfaces' page.



# Sedus se:works

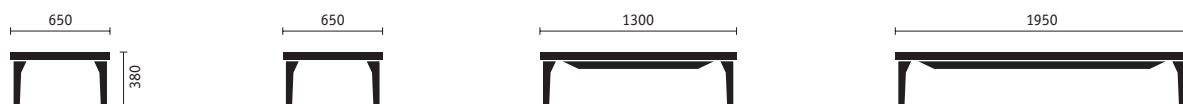
## ► Suggested configurations side tables

	Code	Melamine	Veneer I	Veneer II	Veneer III	Linoleum
	sp-691					
	650x650	845,-	986,-	1.125,-	1.200,-	1.200,-
	sp-692					
	1300x650	1.154,-	1.434,-	1.713,-	1.863,-	1.863,-
	sp-693					
	1950x650	1.463,-	1.884,-	2.301,-	2.525,-	2.525,-

### Base






Aluminium legs black	■	8500-103	
Aluminium legs clear white	□	8500-158	
Aluminium legs fjord green	□	8500-157	28,-
Aluminium legs cayenne red	□	8500-159	28,-
Aluminium legs sand beige	□	8500-160	28,-
Aluminium legs polished	□	8500-110	91,-
Wooden legs sloped beech natural	□	8501-B26	78,-
Wooden legs sloped beech black	□	8501-B45	78,-
Wooden legs sloped beech white	□	8501-B46	78,-
Wooden legs sloped oak natural	□	8501-C11	105,-

Information on the surface finishes can be found in the surface matrix on the 'Surfaces' page.

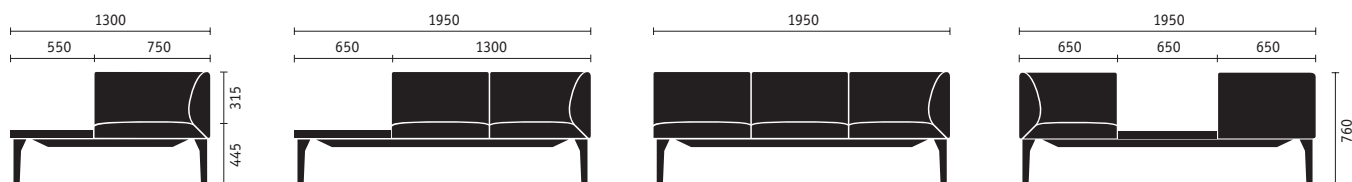


# Sedus se:works

## ► Configurations

	9	4	2	1	0
	Era Nova Phoenix	Cura Fame Step Imitation leather	Milano Remix Tempt	Breeze Fusion Morph Steelcut Trio 3	Leather
 <b>sp-671 solo</b> 1300 x 650	1.798,-	1.882,-	1.995,-	2.199,-	3.129,-
 <b>sp-672 double</b> 1950 x 650	2.662,-	2.789,-	2.991,-	3.339,-	5.085,-
 <b>sp-673 chaiselongue</b> 1950 x 650	3.207,-	3.387,-	3.660,-	4.130,-	6.677,-
 <b>sp-686 3-seater bench vis-à-vis</b>	2.917,-	3.083,-	3.345,-	3.815,-	6.046,-
 <b>sp-687 3-seater bench vis-à-vis with storage surface</b>	2.771,-	2.919,-	3.149,-	3.562,-	5.413,-

se:works



# Sedus se:works

## ► Configurations

### Base

Aluminium legs black	■	8500-103	
Aluminium legs clear white	□	8500-158	
Aluminium legs fjord green	□	8500-157	28,-
Aluminium legs cayenne red	□	8500-159	28,-
Aluminium legs sand beige	□	8500-160	28,-
Aluminium legs polished	□	8500-110	91,-
Wooden legs sloped beech natural	□	8501-B26	78,-
Wooden legs sloped beech black	□	8501-B45	78,-
Wooden legs sloped beech white	□	8501-B46	78,-
Wooden legs sloped oak natural	□	8501-C11	105,-

### Different cover

Different cover for corner/back element	□	7026-***	
---	---	----------	--

### Table surface of the storage surface

Melamine	■	K**	
Veneer I	□	***	140,-
Veneer II	□	***	279,-
Veneer III	□	***	354,-
Linoleum	□	L**	354,-

### Preparation of the storage surface for

Point built-in socket	□	8749	58,-
Wireless charger visible	□	8970	58,-

### Fire protection

Fire protection version for sp-671, upholstery only possible with cover fabrics Step	□	6004	138,-
Fire protection version for sp-672, upholstery only possible with cover fabrics Step	□	6004	263,-
Fire protection version for sp-673, upholstery only possible with cover fabrics Step	□	6004	386,-
Fire protection version for sp-686, upholstery only possible with cover fabrics Step	□	6004	366,-
Fire protection version for sp-687, upholstery only possible with cover fabrics Step	□	6004	276,-





Please note the information about the fabrics Morph and Steelcut Trio 3 of the Elegance Line on the page 'Covering materials'.

Information on the surface finishes can be found in the surface matrix on the 'Surfaces' page.

On the Accessories page you will find an overview of the electrical connection, which can be ordered from the "power & data" price list.

# Sedus se:works

## ► Configuration twin

	9	4	2	1	
	Era Nova Phoenix	Cura Fame Step Imitation leather	Milano Remix Tempt	Breeze Fusion Morph Steelcut Trio 3	
	sp-684/001 Screen element	5.619,-	5.912,-	6.456,-	7.369,-
	sp-684/002 Screen element deep	6.093,-	6.387,-	6.931,-	7.844,-
	sp-684/004 Screen element, worktop	6.353,-	6.645,-	7.189,-	8.103,-
	sp-684/005 Screen element deep, worktop	6.826,-	7.120,-	7.665,-	8.577,-

### Base

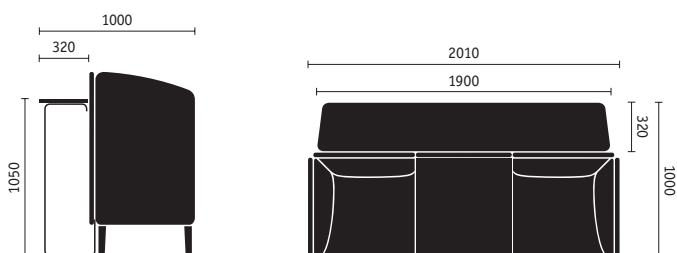
Aluminium legs black	■	8500-103	
Aluminium legs clear white	□	8500-158	
Aluminium legs fjord green	□	8500-157	28,-
Aluminium legs cayenne red	□	8500-159	28,-
Aluminium legs sand beige	□	8500-160	28,-
Aluminium legs polished	□	8500-110	91,-
Wooden legs sloped beech natural	□	8501-B26	78,-
Wooden legs sloped beech black	□	8501-B45	78,-
Wooden legs sloped beech white	□	8501-B46	78,-
Wooden legs sloped oak natural	□	8501-C11	105,-

### Different cover

Different cover for corner/back element	□	7026-***	
Different cover for screen element	□	7027-***	
Different cover for back of screen element	□	7033-***	

### Table surface of the storage surface

Melamine	■	K**	
Veneer I	□	***	140,-
Veneer II	□	***	279,-
Veneer III	□	***	354,-
Linoleum	□	L**	354,-



# Sedus se:works

## ► Configuration twin

### Preparation of the storage surface for

Point built-in socket	□ 8749	58,-
Wireless charger visible	□ 8970	58,-

### Table surface of the worktop

Melamine	■ K**	
Veneer I	□ ***	434,-
Veneer II	□ ***	558,-
Veneer III	□ ***	861,-
Linoleum	□ L**	861,-

### Frame colour of the worktop

black	□ 103	
clear white	□ 158	
fjord green	□ 157	28,-
cayenne red	□ 159	28,-
sand beige	□ 160	28,-

### Fire protection

Fire protection version for sp-684/001, upholstery only possible with cover fabrics Step	□ 6004	574,-
Fire protection version for sp-684/002, upholstery only possible with cover fabrics Step	□ 6004	617,-
Fire protection version for sp-684/004, upholstery only possible with cover fabrics Step	□ 6004	574,-
Fire protection version for sp-684/005, upholstery only possible with cover fabrics Step	□ 6004	617,-



Please note the information about the fabrics Morph and Steelcut Trio 3 of the Elegance Line on the page 'Covering materials'.

Information on the surface finishes can be found in the surface matrix on the 'Surfaces' page.

On the Accessories page you will find an overview of the electrical connection, which can be ordered from the "power & data" price list.

# Sedus se:works

## ► Configurations corner and wave

	9	4	2	1	0	
	Era Nova Phoenix	Cura Fame Step Imitation leather	Milano Remix Tempt	Breeze Fusion Morph Steelcut Trio 3	Leather	
	<b>sp-674 corner</b> <b>1870 x 1870</b>	5.683,-	5.954,-	6.339,-	7.001,-	10.570,-
	<b>sp-676 wave</b> <b>3040 x 1630</b>	6.291,-	6.546,-	6.911,-	7.501,-	11.255,-

### Base

Aluminium legs black	■	8500-103	
Aluminium legs clear white	□	8500-158	
Aluminium legs fjord green	□	8500-157	28,-
Aluminium legs cayenne red	□	8500-159	28,-
Aluminium legs sand beige	□	8500-160	28,-
Aluminium legs polished (sp-674)	□	8500-110	228,-
Aluminium legs polished (sp-676)	□	8500-110	273,-
Wooden legs straight beech (sp-674)	□	8502-B**	193,-
Wooden legs straight beech (sp-676)	□	8502-B**	232,-
Wooden legs straight oak (sp-674)	□	8502-C**	263,-
Wooden legs straight oak (sp-676)	□	8502-C**	314,-

### Different cover

Different cover for corner/back element	□	7026-***	
---	---	----------	--





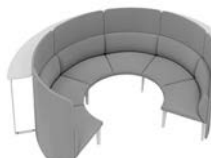
### Fire protection

Fire protection version for sp-674, upholstery only			
possible with cover fabrics Step	□	6004	561,-
Fire protection version for sp-676, upholstery only			
possible with cover fabrics Step	□	6004	625,-

Please note the information about the fabrics Morph and Steelcut Trio 3 of the Elegance Line on the page 'Covering materials'.

# Sedus se:works

## ► Configuration circle

	9	4	2	1	0
	Era Nova Phoenix	Cura Fame Step Imitation leather	Milano Remix Tempt	Breeze Fusion Morph Steelcut Trio 3	Leather
	sp-675 Ø external 2450 Ø internal 1170 8.715,-	9.050,-	9.604,-	10.472,-	15.653,-
	sp-675/001 Screen element 13.575,-	14.191,-	15.297,-	16.952,-	
	sp-675/002 Screen element deep 14.142,-	14.758,-	15.866,-	17.527,-	
	sp-675/004 Screen element, worktop 15.216,-	15.831,-	16.939,-	18.592,-	
	sp-675/005 Screen element deep, worktop 15.784,-	16.398,-	17.506,-	19.167,-	

### Base

Aluminium legs black	■	8500-103	
Aluminium legs clear white	□	8500-158	
Aluminium legs fjord green	□	8500-157	28,-
Aluminium legs cayenne red	□	8500-159	28,-
Aluminium legs sand beige	□	8500-160	28,-
Aluminium legs polished	□	8500-110	319,-
Wooden legs straight beech	□	8502-B**	271,-
Wooden legs straight oak	□	8502-C**	366,-

### Different cover

Different cover for corner/back element	□	7026-***
Different cover for screen element	□	7027-***
Different cover for back of screen element	□	7033-***

### Table surface of the worktop

Melamine	■	K**	
Veneer I	□	***	656,-
Veneer II	□	***	839,-
Veneer III	□	***	1.299,-
Linoleum	□	L**	1.299,-

### Frame colour of the worktop

black	□	103	
clear white	□	158	
fjord green	□	157	28,-
cayenne red	□	159	28,-
sand beige	□	160	28,-

# Sedus se:works

## ► Configuration circle

### Fire protection

Fire protection version for sp-675, upholstery only		
possible with cover fabrics Step	□ 6004	855,-
Fire protection version for sp-675/001, upholstery only		
possible with cover fabrics Step	□ 6004	1.367,-
Fire protection version for sp-675/002, upholstery		
only possible with cover fabrics Step	□ 6004	1.443,-
Fire protection version for sp-675/004, upholstery		
only possible with cover fabrics Step	□ 6004	1.367,-
Fire protection version for sp-675/005, upholstery		
only possible with cover fabrics Step	□ 6004	1.443,-




Please note the information about the fabrics Morph and Steelcut Trio 3 of the Elegance Line on the page 'Covering materials'.

Information on the surface finishes can be found in the surface matrix on the 'Surfaces' page.



# Sedus se:works

## ► Configuration snake

		9	4	2	1	0
		Era Nova Phoenix	Cura Fame Step Imitation leather	Milano Remix Tempt	Breeze Fusion Morph Steelcut Trio 3	Leather
	<b>sp-677</b> <b>4180 x 1620</b>	8.451,-	8.742,-	9.192,-	9.903,-	14.208,-
	<b>sp-677/004</b> <b>Screen element, worktop</b>	13.330,-	13.810,-	14.629,-	15.864,-	
	<b>sp-677/005</b> <b>Screen element deep, worktop</b>	13.708,-	14.188,-	15.007,-	16.247,-	

### Base

Aluminium legs black	■	8500-103	
Aluminium legs clear white	□	8500-158	
Aluminium legs fjord green	□	8500-157	28,-
Aluminium legs cayenne red	□	8500-159	28,-
Aluminium legs sand beige	□	8500-160	28,-
Aluminium legs polished	□	8500-110	364,-
Wooden legs straight beech	□	8502-B**	310,-
Wooden legs straight oak	□	8502-C**	419,-

### Different cover

Different cover for corner/back element	□	7026-***	
Different cover for screen element	□	7027-***	
Different cover for back of screen element	□	7033-***	

### Table surface of the storage surface

Melamine	■	K**	
Veneer I	□	***	140,-
Veneer II	□	***	279,-
Veneer III	□	***	354,-
Linoleum	□	L**	354,-

### Preparation of the storage surface for

Point built-in socket	□	8749	58,-
Wireless charger visible	□	8970	58,-

### Table surface of the worktop

Melamine	■	K**	
Veneer I	□	***	656,-
Veneer II	□	***	839,-
Veneer III	□	***	1.299,-
Linoleum	□	L**	1.299,-

### Frame colour of the worktop

black	□	103	
clear white	□	158	
fjord green	□	157	28,-
cayenne red	□	159	28,-
sand beige	□	160	28,-

### Fire protection

Fire protection version for sp-677, upholstery only possible with cover fabrics Step	□	6004	777,-
Fire protection version for sp-677/004, upholstery only possible with cover fabrics Step	□	6004	1.117,-
Fire protection version for sp-677/005, upholstery only possible with cover fabrics Step	□	6004	1.168,-






Please note the information about the fabrics Morph and Steelcut Trio 3 of the Elegance Line on the page 'Covering materials'.

Information on the surface finishes can be found in the surface matrix on the 'Surfaces' page.

On the Accessories page you will find an overview of the electrical connection, which can be ordered from the "power & data" price list.

# Sedus se:works

## ► Configuration u-shape

	9	4	2	1	0
	Era Nova Phoenix	Cura Fame Step Imitation leather	Milano Remix Tempt	Breeze Fusion Morph Steelcut Trio 3	Leather
 <b>sp-678</b> <b>2580 x 1940</b>	9.703,-	10.198,-	10.929,-	12.132,-	18.979,-
 <b>sp-678/001</b> <b>Screen element</b>	15.402,-	16.330,-	17.660,-	19.824,-	
 <b>sp-678/002</b> <b>Screen element deep</b>	16.354,-	17.277,-	18.607,-	20.771,-	
 <b>sp-678/004</b> <b>Screen element, worktop</b>	17.255,-	18.185,-	19.516,-	21.680,-	
 <b>sp-678/005</b> <b>Screen element deep, worktop</b>	18.207,-	19.132,-	20.465,-	22.628,-	

### Base

Aluminium legs black	■	8500-103	
Aluminium legs clear white	□	8500-158	
Aluminium legs fjord green	□	8500-157	28,-
Aluminium legs cayenne red	□	8500-159	28,-
Aluminium legs sand beige	□	8500-160	28,-
Aluminium legs polished	□	8500-110	319,-
Wooden legs straight beech	□	8502-B**	271,-
Wooden legs straight oak	□	8502-C**	366,-

### Different cover

Different cover for corner/back element	□	7026-***	
Different cover for screen element	□	7027-***	
Different cover for back of screen element	□	7033-***	

### Table surface of the worktop

Melamine	■	K**	
Veneer I	□	***	868,-
Veneer II	□	***	1.114,-
Veneer III	□	***	1.723,-
Linoleum	□	L**	1.723,-

### Frame colour of the worktop

black	□	103	
clear white	□	158	
fjord green	□	157	28,-
cayenne red	□	159	28,-
sand beige	□	160	28,-

# Sedus se:works

## ► Configuration u-shape

### Fire protection


Fire protection version for sp-678, upholstery only		
possible with cover fabrics Step	□ 6004	1.057,-
Fire protection version for sp-678/001, upholstery		
only possible with cover fabrics Step	□ 6004	1.675,-
Fire protection version for sp-678/002, upholstery		
only possible with cover fabrics Step	□ 6004	1.764,-
Fire protection version for sp-678/004, upholstery		
only possible with cover fabrics Step	□ 6004	1.675,-
Fire protection version for sp-678/005, upholstery		
only possible with cover fabrics Step	□ 6004	1.764,-


Please note the information about the fabrics Morph and Steelcut Trio 3 of the Elegance Line on the page 'Covering materials'.


Information on the surface finishes can be found in the surface matrix on the 'Surfaces' page.

# Sedus se:works

## ► Modular configuration – solitary

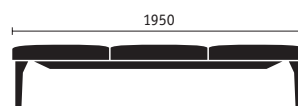
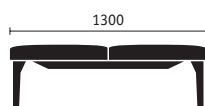
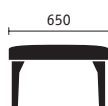
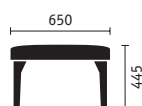
	9	4	2	1	0	
	Era	Cura	Milano	Breeze Fusion	Leather	
	Nova	Fame	Remix	Morph		
	Phoenix	Step	Tempt	Steelcut Trio 3		
		Imitation leather				
	sp-601	984,-	1.009,-	1.044,-	1.100,-	1.496,-

	sp-602	1.434,-	1.483,-	1.560,-	1.692,-	2.478,-
---	--------	---------	---------	---------	---------	---------

	sp-603	1.898,-	1.955,-	2.085,-	2.294,-	3.476,-
--	--------	---------	---------	---------	---------	---------

Select configuration per seat		PG9	PG4	PG2	PG1	PG0
Backrest	□ 4110	400,-	434,-	473,-	538,-	958,-
Corner back left-hand	□ 4111	509,-	564,-	630,-	760,-	1.285,-
Corner back right	□ 4112	509,-	564,-	630,-	760,-	1.285,-
Storage surface linoleum	□ 4115	209,-	190,-	159,-	102,-	./279,-
Storage surface melamine	□ 4115	./146,-	./164,-	./196,-	./253,-	./633,-
Storage surface veneer I	□ 4115	./5,-	./24,-	./56,-	./112,-	./493,-
Storage surface veneer II	□ 4115	133,-	116,-	83,-	26,-	./354,-
Storage surface veneer III	□ 4115	209,-	190,-	159,-	102,-	./279,-

Select screen element per seat					
Screen element	□ 4120	570,-	628,-	685,-	777,-
Screen element 90° angle left	□ 4121	1.139,-	1.182,-	1.311,-	1.515,-
Screen element 90° angle right	□ 4122	1.139,-	1.182,-	1.311,-	1.515,-
Screen element deep	□ 4130	666,-	722,-	779,-	872,-
Screen element deep 90° angle left	□ 4131	1.328,-	1.372,-	1.502,-	1.705,-
Screen element deep 90° angle right	□ 4132	1.328,-	1.372,-	1.502,-	1.705,-



# Sedus se:works

## ► Modular configuration – solitary

### Base

Aluminium legs black	■	8500-103	
Aluminium legs clear white	□	8500-158	
Aluminium legs fjord green	□	8500-157	28,-
Aluminium legs cayenne red	□	8500-159	28,-
Aluminium legs sand beige	□	8500-160	28,-
Aluminium legs polished	□	8500-110	91,-
Wooden legs sloped beech natural	□	8501-B26	78,-
Wooden legs sloped beech white	□	8501-B46	78,-
Wooden legs sloped beech black	□	8501-B45	78,-
Wooden legs sloped oak natural	□	8501-C11	105,-

### Different cover

Different cover for corner/back element	□	7026-***	
Different cover for screen element – not available in leather	□	7027-***	
Different cover for back of screen element – not available in leather	□	7033-***	

### Variable total width

Different dimensions from standard width	□	7100	124,-
--	---	------	-------

### Preparation of the storage surface for

Point built-in socket	□	8749	58,-
Wireless charger visible	□	8970	58,-

### Worktop (prerequisite: screen elements at the seats)

Without worktop	■	0000	
Worktop for 2-seater element	□	4152	
Worktop for 3-seater element - left-hand/middle/right-hand seat	□	4153	
Worktop for 3-seater element - left-hand/middle seat	□	4156	
Worktop for 3-seater element - middle/right-hand seat	□	4157	

### Table surface of the worktop

Melamine (for 2 seats)	□	K**	618,-
Veneer I (for 2 seats)	□	***	908,-
Veneer II (for 2 seats)	□	***	990,-
Veneer III (for 2 seats)	□	***	1.193,-
Linoleum (for 2 seats)	□	L**	1.193,-
Melamine (for 3 seats)	□	K**	734,-
Veneer I (for 3 seats)	□	***	1.168,-
Veneer II (for 3 seats)	□	***	1.292,-
Veneer III (for 3 seats)	□	***	1.595,-
Linoleum (for 3 seats)	□	L**	1.595,-

### Frame colour of the worktop

black	□	103	
clear white	□	158	
fjord green	□	157	28,-
cayenne red	□	159	28,-
sand beige	□	160	28,-

### Fire protection

Fire protection version - price uplift per seat, upholstery only possible with cover fabrics Step	□	6004	91,-
Fire protection version - price uplift per backrest (4110), upholstery only possible with cover fabrics Step	□	6004	33,-
Fire protection version - price uplift per corner back (4111/4112), upholstery only possible with cover fabrics Step	□	6004	46,-
Fire protection version - price uplift per screen element (4120), upholstery only possible with cover fabrics Step	□	6004	64,-
Fire protection version - price uplift per screen element deep (4130), upholstery only possible with cover fabrics Step	□	6004	72,-
Fire protection version - price uplift screen element 90° (4121/4122), upholstery only possible with cover fabrics Step	□	6004	118,-
Fire protection version - price uplift screen element deep 90° (4131/4132), upholstery only possible with cover fabrics Step	□	6004	134,-

Please select your desired configuration (backrest, corner back, storage surface, screen element) per seat; for instance, for the left, middle and right seat position on a 3-seater bench. Please note that the screen element cannot be made in leather.

Please note the information about the fabrics Morph and Steelcut Trio 3 of the Elegance Line on the page 'Covering materials'.

Information on the surface finishes can be found in the surface matrix on the 'Surfaces' page.

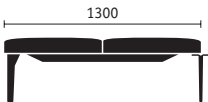
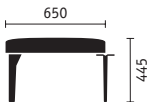
On the Accessories page you will find an overview of the electrical connection, which can be ordered from the "power & data" price list.

# Sedus se:works

► Modular and linkable configurations




		9	4	2	1	0
		Era Nova Phoenix	Cura Fame Step Imitation leather	Milano Remix Tempt	Breeze Fusion Morph Steelcut Trio 3	Leather
	sp-631 Starting element	984,-	1.009,-	1.044,-	1.100,-	1.496,-
	sp-641 Extension element	827,-	853,-	886,-	943,-	1.339,-
	sp-651 End element	827,-	853,-	886,-	943,-	1.339,-
	sp-632 Starting element	1.434,-	1.483,-	1.560,-	1.692,-	2.478,-
	sp-642 Extension element	1.277,-	1.325,-	1.404,-	1.534,-	2.321,-
	sp-652 End element	1.277,-	1.325,-	1.404,-	1.534,-	2.321,-

se:works



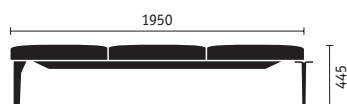
# Sedus se:works

## ► Modular and linkable configurations

	9	4	2	1	0
	Era Nova Phoenix	Cura Fame Step Imitation leather	Milano Remix Tempt	Breeze Fusion Morph Steelcut Trio 3	Leather
 <b>sp-633</b> Starting element	1.898,-	1.955,-	2.085,-	2.294,-	3.476,-
 <b>sp-643</b> Extension element	1.741,-	1.798,-	1.928,-	2.137,-	3.319,-
 <b>sp-653</b> End element	1.741,-	1.798,-	1.928,-	2.137,-	3.319,-

Select configuration per seat		PG9	PG4	PG2	PG1	PG0
Backrest	□ 4110	400,-	434,-	473,-	538,-	958,-
Corner back left-hand	□ 4111	509,-	564,-	630,-	760,-	1.285,-
Corner back right for end element	□ 4112	509,-	564,-	630,-	760,-	1.285,-
Storage surface linoleum	□ 4115	209,-	190,-	159,-	102,-	./ 279,-
Storage surface melamine	□ 4115	./ 146,-	./ 164,-	./ 196,-	./ 253,-	./ 633,-
Storage surface veneer I	□ 4115	./ 5,-	./ 24,-	./ 56,-	./ 112,-	./ 493,-
Storage surface veneer II	□ 4115	133,-	116,-	83,-	26,-	./ 354,-
Storage surface veneer III	□ 4115	209,-	190,-	159,-	102,-	./ 279,-

Select screen element per seat					
Screen element	□ 4120	570,-	628,-	685,-	777,-
Screen element 90° angle left	□ 4121	1.139,-	1.182,-	1.311,-	1.515,-
Screen element 90° angle right for end element	□ 4122	1.139,-	1.182,-	1.311,-	1.515,-
Screen element deep	□ 4130	666,-	722,-	779,-	872,-
Screen element deep 90° angle left	□ 4131	1.328,-	1.372,-	1.502,-	1.705,-
Screen element deep 90° angle right for end element	□ 4132	1.328,-	1.372,-	1.502,-	1.705,-



# Sedus se:works

## ► Modular and linkable configurations

### Base

Aluminium legs black	■	8500-103	
Aluminium legs clear white	□	8500-158	
Aluminium legs fjord green	□	8500-157	28,-
Aluminium legs cayenne red	□	8500-159	28,-
Aluminium legs sand beige	□	8500-160	28,-
Aluminium legs polished for starting element	□	8500-110	91,-
Aluminium legs polished for extension/end element	□	8500-110	45,-
Wooden legs straight beech for starting element	□	8502-B**	78,-
Wooden legs straight beech for extension/end element	□	8502-B**	39,-
Wooden legs straight oak for starting element	□	8502-C**	105,-
Wooden legs straight oak for extension/end element	□	8502-C**	53,-

### Different cover

Different cover for corner/back element	□	7026-***	
Different cover for screen element – not available in leather	□	7027-***	
Different cover for back of screen element – not available in leather	□	7033-***	

### Seat direction

Vis-à-vis	□	7028	
-----------	---	------	--

### Variable total width

Different dimensions from standard width	□	7100	124,-
--	---	------	-------

### Preparation of the storage surface for

Point built-in socket	□	8749	58,-
Wireless charger visible	□	8970	58,-

### Worktop (prerequisite: screen elements at the seats)

Without worktop	■	0000	
Worktop for 2-seater element	□	4152	
Worktop for 3-seater element - left-hand/middle/right-hand seat	□	4153	
Worktop for 3-seater element - left-hand/middle seat	□	4156	
Worktop for 3-seater element - middle/right-hand seat	□	4157	

### Table surface of the worktop

Melamine (for 2 seats)	□	K**	618,-
Veneer I (for 2 seats)	□	***	908,-
Veneer II (for 2 seats)	□	***	990,-
Veneer III (for 2 seats)	□	***	1.193,-
Linoleum (for 2 seats)	□	L**	1.193,-
Melamine (for 3 seats)	□	K**	734,-
Veneer I (for 3 seats)	□	***	1.168,-
Veneer II (for 3 seats)	□	***	1.292,-
Veneer III (for 3 seats)	□	***	1.595,-
Linoleum (for 3 seats)	□	L**	1.595,-

### Frame colour of the worktop

black	□	103	
clear white	□	158	
fjord green	□	157	28,-
cayenne red	□	159	28,-
sand beige	□	160	28,-

### Fire protection

Fire protection version - price uplift per seat, upholstery only possible with cover fabrics Step	□	6004	91,-
Fire protection version - price uplift per backrest (4110), upholstery only possible with cover fabrics Step	□	6004	33,-
Fire protection version - price uplift per corner back (4111/4112), upholstery only possible with cover fabrics Step	□	6004	46,-
Fire protection version - price uplift per screen element (4120), upholstery only possible with cover fabrics Step	□	6004	64,-
Fire protection version - price uplift per screen element deep (4130), upholstery only possible with cover fabrics Step	□	6004	72,-
Fire protection version - price uplift screen element 90° (4121/4122), upholstery only possible with cover fabrics Step	□	6004	118,-
Fire protection version - price uplift screen element deep 90° (4131/4132), upholstery only possible with cover fabrics Step	□	6004	134,-

Please select your desired configuration (backrest, corner back, storage surface, screen element) per seat; for instance, for the left, middle and right seat position on a 3-seater bench. Please note that the screen element cannot be made in leather.

Please note the information about the fabrics Morph and Steelcut Trio 3 of the Elegance Line on the page 'Covering materials'.








Information on the surface finishes can be found in the surface matrix on the 'Surfaces' page.

On the Accessories page you will find an overview of the electrical connection, which can be ordered from the "power & data" price list.



# Sedus se:works

► Modular configuration – linkable

		9	4	2	1	0
		Era Nova Phoenix	Cura Fame Step Imitation leather	Milano Remix Tempt	Breeze Fusion Morph Steelcut Trio 3	Leather
	<b>sp-635</b> Starting element 45°	1.111,–	1.141,–	1.180,–	1.246,–	1.664,–
	<b>sp-645</b> Extension element 45°	953,–	984,–	1.023,–	1.089,–	1.507,–
	<b>sp-655</b> End element 45°	953,–	984,–	1.023,–	1.089,–	1.507,–
	<b>sp-637</b> Starting element 90°	2.222,–	2.283,–	2.360,–	2.493,–	3.329,–
	<b>sp-647</b> Extension element 90°	1.907,–	1.969,–	2.046,–	2.179,–	3.015,–
	<b>sp-657</b> End element 90°	1.907,–	1.969,–	2.046,–	2.179,–	3.015,–
	<b>sp-661</b> Angular element	1.074,–	1.100,–	1.141,–	1.206,–	1.639,–

# Sedus se:works

► Modular configuration – linkable

Select configuration per seat		PG9	PG4	PG2	PG1	PG0
Backrest [sp-63*, sp-64*, sp-65*]	□ 4110	473,-	498,-	551,-	630,-	1.075,-
Corner back right [sp-661]	□ 4112	584,-	630,-	721,-	866,-	1.416,-
Backrest for inside radius [sp-63*, sp-64*, sp-65*]	□ 4114	378,-	399,-	441,-	504,-	860,-
Storage surface linoleum [sp-661]	□ 4115	216,-				
Storage surface melamine [sp-661]	□ 4115	./138,-				
Storage surface veneer I [sp-661]	□ 4115	2,-				
Storage surface veneer II [sp-661]	□ 4115	142,-				
Storage surface veneer III [sp-661]	□ 4115	216,-				

Select screen element per seat						
Screen element [sp-63*, sp-64*, sp-65*]	□ 4120	810,-	857,-	949,-	1.080,-	
Screen element 90° angle right [sp-661]	□ 4122	1.212,-	1.248,-	1.409,-	1.647,-	
Screen element for inside radius [sp-63*, sp-64*, sp-65*]	□ 4124	648,-	685,-	759,-	865,-	
Screen element deep [sp-63*, sp-64*, sp-65*]	□ 4130	904,-	951,-	1.044,-	1.176,-	
Screen element deep 90° angle right [sp-661]	□ 4132	1.402,-	1.437,-	1.599,-	1.838,-	
Screen element deep for inside radius [sp-63*, sp-64*, sp-65*]	□ 4134	723,-	761,-	835,-	940,-	

## Base

Aluminium legs black	■ 8500-103	
Aluminium legs clear white	□ 8500-158	
Aluminium legs fjord green	□ 8500-157	28,-
Aluminium legs cayenne red	□ 8500-159	28,-
Aluminium legs sand beige	□ 8500-160	28,-
Aluminium legs polished [sp-635]	□ 8500-110	91,-
Aluminium legs polished [sp-637]	□ 8500-110	114,-
Aluminium legs polished [sp-647, sp-657, sp-661]	□ 8500-110	68,-
Aluminium legs polished [sp-645, sp-655]	□ 8500-110	45,-
Wooden legs straight beech [sp-635]	□ 8502-B**	78,-
Wooden legs straight beech [sp-637]	□ 8502-B**	97,-
Wooden legs straight beech [sp-647, sp-657, sp-661]	□ 8502-B**	58,-
Wooden legs straight beech [sp-645, sp-655]	□ 8502-B**	39,-
Wooden legs straight oak [sp-635]	□ 8502-C**	105,-
Wooden legs straight oak [sp-637]	□ 8502-C**	131,-
Wooden legs straight oak [sp-647, sp-657, sp-661]	□ 8502-C**	79,-
Wooden legs straight oak [sp-645, sp-655]	□ 8502-C**	53,-

## Different cover

Different cover for corner/back element	□ 7026-***
Different cover for screen element – not available in leather	□ 7027-***
Different cover for back of screen element – not available in leather	□ 7033-***

## Seat direction

Vis-à-vis	□ 7028
-----------	--------

## Preparation of the storage surface for

Point built-in socket	□ 8749	58,-
Wireless charger visible	□ 8970	58,-

## Worktop (prerequisite: screen elements at the seats)

Without worktop	■ 0000
Worktop for 2-seater element	□ 4152

## Table surface of the worktop

Melamine	□ K**	820,-
Veneer I	□ ***	1.149,-
Veneer II	□ ***	1.240,-
Veneer III	□ ***	1.470,-
Linoleum	□ L**	1.470,-

## Frame colour of the worktop

black	□ 103	
clear white	□ 158	
fjord green	□ 157	28,-
cayenne red	□ 159	28,-
sand beige	□ 160	28,-

# Sedus se:works

## ► Modular configuration – linkable

### Fire protection

Fire protection version - price uplift per seat, upholstery only possible with cover fabrics Step			□ 6004	104,-
Fire protection version - price uplift per backrest (4110), upholstery only possible with cover fabrics Step			□ 6004	39,-
Fire protection version - price uplift per corner back (4112), upholstery only possible with cover fabrics Step			□ 6004	53,-
Fire protection version - price uplift per backrest for inside radius (4114), upholstery only possible with cover fabrics Step			□ 6004	130,-
Fire protection version - price uplift per screen element (4120), upholstery only possible with cover fabrics Step			□ 6004	85,-
Fire protection version - price uplift screen element 90° (4122), upholstery only possible with cover fabrics Step			□ 6004	124,-
Fire protection version - price uplift per screen element for inside radius (4124), upholstery only possible with cover fabrics Step			□ 6004	50,-
Fire protection version - price uplift per screen element deep (4130), upholstery only possible with cover fabrics Step			□ 6004	98,-
Fire protection version - price uplift screen element deep 90° (4132), upholstery only possible with cover fabrics Step			□ 6004	143,-
Fire protection version - price uplift per screen element deep for inside radius (4134), upholstery only possible with cover fabrics Step			□ 6004	58,-

Please note the information about the fabrics Morph and Steelcut Trio 3 of the Elegance Line on the page 'Covering materials'.





Please note that the screen element cannot be made in leather.

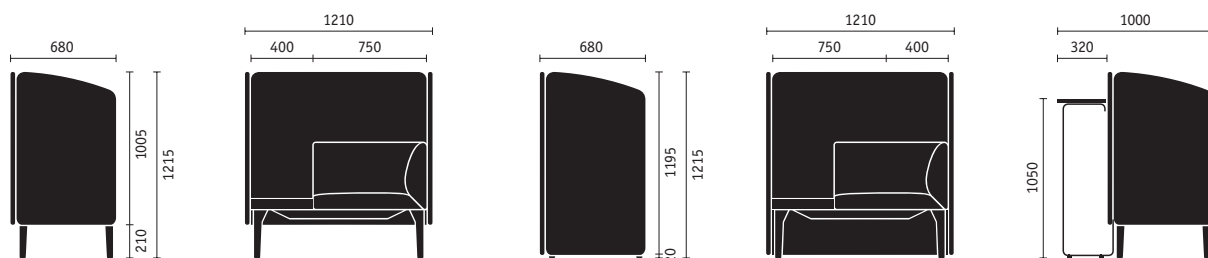
Information on the surface finishes can be found in the surface matrix on the 'Surfaces' page.

On the Accessories page you will find an overview of the electrical connection, which can be ordered from the "power & data" price list.

# Sedus se:works





► focus light - Storage left-hand

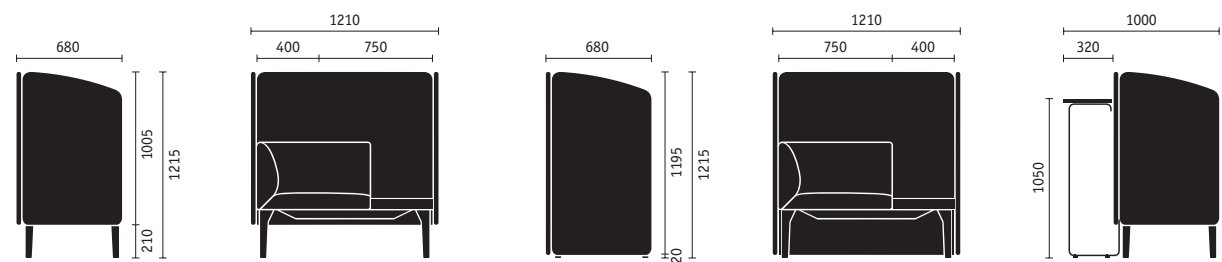
	9	4	2	1	
	Era Nova Phoenix	Cura Fame Step Imitation leather	Milano Remix Tempt	Breeze Fusion Morph Steelcut Trio 3	
	sp-627/001 Screen element	4.624,-	4.952,-	5.285,-	5.883,-
	sp-627/002 Screen element deep	5.004,-	5.332,-	5.666,-	6.263,-
	sp-627/001 Screen element, worktop	5.243,-	5.570,-	5.903,-	6.502,-
	sp-627/002 Screen element deep, worktop	5.623,-	5.950,-	6.284,-	6.882,-



# Sedus se:works

► focus light - Storage right-hand

	9	4	2	1	
	Era Nova Phoenix	Cura Fame Step Imitation leather	Milano Remix Tempt	Breeze Fusion Morph Steelcut Trio 3	
	sp-628/001 Screen element	4.624,-	4.952,-	5.285,-	5.883,-
	sp-628/002 Screen element deep	5.004,-	5.332,-	5.666,-	6.263,-
	sp-627/001 Screen element, worktop	5.243,-	5.570,-	5.903,-	6.502,-
	sp-627/002 Screen element deep, worktop	5.623,-	5.950,-	6.284,-	6.882,-



# Sedus se:works

## ► focus light

### Base

Aluminium legs black	■	8500-103	
Aluminium legs clear white	□	8500-158	
Aluminium legs fjord green	□	8500-157	28,-
Aluminium legs cayenne red	□	8500-159	28,-
Aluminium legs sand beige	□	8500-160	28,-
Aluminium legs polished	□	8500-110	91,-
Wooden legs sloped beech natural	□	8501-B26	78,-
Wooden legs sloped beech black	□	8501-B45	78,-
Wooden legs sloped beech white	□	8501-B46	78,-
Wooden legs sloped oak natural	□	8501-C11	105,-
Steel legs black with castors (sp-627/001, sp-628/001)	□	8504-103	55,-
Steel legs clear white with castors (sp-627/001, sp-628/001)	□	8504-158	55,-
Steel legs fjord green with castors (sp-627/001, sp-628/001)	□	8504-157	83,-
Steel legs cayenne red with castors (sp-627/001, sp-628/001)	□	8504-159	83,-
Steel legs sand beige with castors (sp-627/001, sp-628/001)	□	8504-160	83,-

### Castors / Glides

Lockable soft castors (in black; in white with steel legs in clear white)	■	2703
---	---	------

### Different cover

Different cover for corner/back element	□	7026-***
Different cover for screen element	□	7027-***
Different cover for back of screen element	□	7033-***

### Table surface of the storage surface

Melamine	■	K**	
Veneer I	□	***	140,-
Veneer II	□	***	279,-
Veneer III	□	***	354,-
Linoleum	□	L**	354,-

### Preparation of the storage surface for

Point built-in socket	□	8749	58,-
Wireless charger visible	□	8970	58,-

### Table surface of the worktop

Melamine	■	K**	
Veneer I	□	***	290,-
Veneer II	□	***	372,-
Veneer III	□	***	574,-
Linoleum	□	L**	574,-

### Frame colour of the worktop

black	□	103	
clear white	□	158	
fjord green	□	157	28,-
cayenne red	□	159	28,-
sand beige	□	160	28,-

### Fire protection

Fire protection version for sp-627/001 and sp-628/001, upholstery only possible with cover fabrics Step	□	6004	464,-
Fire protection version for sp-627/002 and sp-628/002, upholstery only possible with cover fabrics Step	□	6004	498,-
Fire protection version for sp-627/004 and sp-628/004, upholstery only possible with cover fabrics Step	□	6004	464,-
Fire protection version for sp-627/005 and sp-628/005, upholstery only possible with cover fabrics Step	□	6004	498,-







Please note the information about the fabrics Morph and Steelcut Trio 3 of the Elegance Line on the page 'Covering materials'.

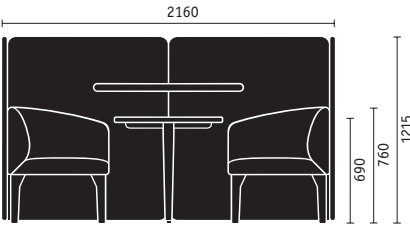
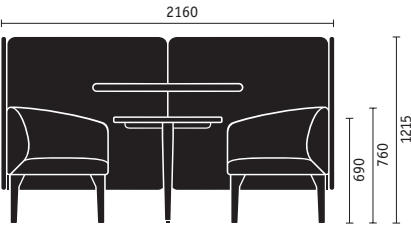
Information on the surface finishes can be found in the surface matrix on the 'Surfaces' page.

On the Accessories page you will find an overview of the electrical connection, which can be ordered from the "power & data" price list.

# Sedus se:works

► diner

	9	4	2	1	
	Era Nova Phoenix	Cura Fame Step Imitation leather	Milano Remix Tempt	Breeze Fusion Morph Steelcut Trio 3	
	sp-621/001 Two-seater diner, screen element	6.660,-	6.987,-	7.407,-	8.049,-
	sp-621/002 Two-seater diner, screen element deep	7.040,-	7.367,-	7.786,-	8.429,-
	sp-622/001 Four-seater diner, screen element	9.100,-	9.642,-	10.293,-	11.445,-
	sp-622/002 Four-seater diner, screen element deep	9.669,-	10.213,-	10.862,-	12.015,-
	sp-623/001 Six-seater diner, screen element	11.540,-	12.285,-	13.230,-	14.856,-
	sp-623/002 Six-seater diner, screen element deep	12.300,-	13.044,-	13.990,-	15.617,-



# Sedus se:works

## ► diner

### Base

Aluminium legs black	■	8500-103	
Aluminium legs clear white	□	8500-158	
Aluminium legs fjord green	□	8500-157	28,-
Aluminium legs cayenne red	□	8500-159	28,-
Aluminium legs sand beige	□	8500-160	28,-
Aluminium legs polished	□	8500-110	183,-
Wooden legs sloped beech natural	□	8501-B26	155,-
Wooden legs sloped beech black	□	8501-B45	155,-
Wooden legs sloped beech white	□	8501-B46	155,-
Wooden legs sloped oak natural	□	8501-C11	210,-

### Different cover

Different cover for corner/back element	□	7026-***	
Different cover for screen element	□	7027-***	
Different cover for back of screen element	□	7033-***	

### Table surface

Melamine	■	K**	
Veneer I	□	***	192,-
Veneer II	□	***	247,-
Veneer III	□	***	383,-
Linoleum	□	L**	383,-

### Table top cut-out for

Built-in socket module Power Frame incl. socket module frame black without built-in socket	□	8748-103	147,-
Built-in socket module Power Frame incl. socket module frame neutral white without built-in socket	□	8748-134	147,-
Built-in socket module Power Frame incl. socket module frame white aluminium without built-in socket	□	8748-119	147,-
Wireless charger visible	□	8970	58,-

### Organiser groove

With organiser groove	□	6240	35,-
-----------------------	---	------	------

### Fire protection

Fire protection version for sp-621/001, upholstery only possible with cover fabrics Step	□	6004	693,-
Fire protection version for sp-621/002, upholstery only possible with cover fabrics Step	□	6004	727,-
Fire protection version for sp-622/001, upholstery only possible with cover fabrics Step	□	6004	1.251,-
Fire protection version for sp-622/002, upholstery only possible with cover fabrics Step	□	6004	1.303,-
Fire protection version for sp-623/001, upholstery only possible with cover fabrics Step	□	6004	1.809,-
Fire protection version for sp-623/002, upholstery only possible with cover fabrics Step	□	6004	1.880,-

Please note the information about the fabrics Morph and Steelcut Trio 3 of the Elegance Line on the page 'Covering materials'.


Information on the surface finishes can be found in the surface matrix on the 'Surfaces' page.

On the Accessories page you will find an overview of the electrical connection, which can be ordered from the "power & data" price list.



# Sedus se:works


## ► Accessories



sp-002/8500 + 8502

Separate leg pair


226,-



sp-002/6934

Writing tablet

630,-



sp-002/6936

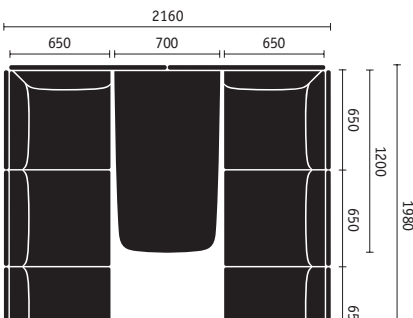
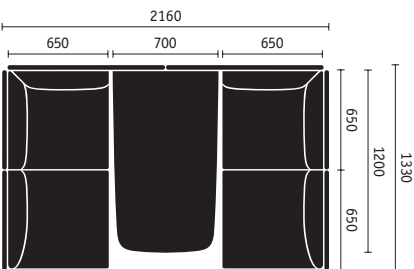
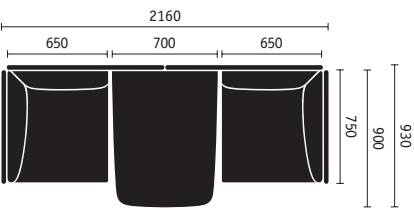
Coat hook, white

37,-

Base		
Aluminium legs black	■ 8500-103	226,-
Aluminium legs clear white	□ 8500-158	226,-
Aluminium legs fjord green	□ 8500-157	254,-
Aluminium legs cayenne red	□ 8500-159	254,-
Aluminium legs sand beige	□ 8500-160	254,-
Aluminium legs polished	□ 8500-110	271,-
Wooden legs straight beech natural	□ 8502-B26	265,-
Wooden legs straight beech black	□ 8502-B45	265,-
Wooden legs straight beech white	□ 8502-B46	265,-
Wooden legs straight oak natural	□ 8502-C11	278,-

Colour of the writing tablet arm		
black	■ 103	
clear white	□ 158	
fjord green	□ 157	12,-
cayenne red	□ 159	12,-
sand beige	□ 160	12,-

Table surface of the writing tablet		
Compact laminate black	■ T17	
Compact laminate white	□ T14	





**pd-001/8749**  
**Point built-in socket**

---



**pd-201/8970**  
**Wireless charger**  
**visible**

---



**pd-002/8908 or 8909**  
**Power supply**

---



**pd-001/8748**  
**Built-in socket**  
**module Power Frame**




---

The electrical connection can be ordered from the “power & data” price list.

The storage shelf must be prepared for the installation of the Point built-in socket module and the wireless charger. Please add the appropriate code for the table-top cut-out to the respective element when ordering.

# Sedus se:works

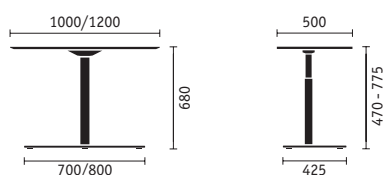
## ► Tables

	Code	Melamine	likewood	Compact laminate	HPL II	Veneer I	Veneer II	Veneer III	
	sp-331 Circle								
	Ø 1000	1415	811,-	857,-	959,-	1.203,-	1.144,-	1.203,-	1.400,-
	Ø 1200	1422	863,-	921,-	1.004,-	1.338,-	1.259,-	1.338,-	1.587,-
	sp-331 Trapezoid								
	1000x559/615	1510	761,-	794,-	877,-	980,-	954,-	980,-	1.100,-
	sp-312 assistant								
	Ø 500	1403			622,-				

### Frame options

black	■ 103
clear white	□ 158

Information on the surface finishes can be found in the surface matrix on the 'Surfaces' page.









# Sedus se:works specification

## ► Lounge furniture

<b>Construction and upholstery- construction</b>	<ul style="list-style-type: none"> <li>- Base frame made of steel, consisting of horizontally extending support beams and laterally positioned steel legs. Foot panels made from aluminium or wood.</li> <li>- Seat upholstery consisting of wooden frame with an elastic membrane as the base upholstery, and topped with two-layer construction of polyurethane and polyether foam in various thicknesses and compression hardnesses. Polyurethane: thickness 15 mm, density 60 kg/m³, compression hardness 7.0, and polyether foam: 70 mm, density 50 kg/m³, compression hardness 4.0. Cover with upholstery web density 200 g/m³. Front edge of seat rounded.</li> <li>- Backrest upholstery with anatomically shaped lumbar support. Wooden supporting structure, polyether foam, thickness 110 mm, density 40 kg/m³, compression hardness 3.0. Cover with upholstery web.</li> <li>- Screen element consisting of wooden carcass. Topped with an upholstery construction of polyurethane and polyether foam covered with upholstery web. Height: 1230 mm, thickness: 30 mm.</li> <li>- Covers not glued into place</li> <li>- Overall design in parametric basic structure, so that linear sofa elements can be configured in individual lengths to the nearest centimetre as required</li> </ul>
<b>Covering materials</b>	<ul style="list-style-type: none"> <li>- Note on collection Remix and Cura: these collections are durable and elegant fabrics, which set themselves apart from other Sedus collections through their high level of resilience. With intensive use, partial creases may develop as a result, for which the fabric cannot fully compensate. This does not constitute grounds for complaint.</li> </ul>
<b>Fire protection</b>	<ul style="list-style-type: none"> <li>- Option of highly flame resistant version. Seat, backrest and screen element foams in flame-retardant quality, cover in flame-retardant wadding. Seat foam: density 35 kg/m³, compression hardness 4.0. Backrest and armrest foam: 37 kg/m³, compression hardness 3.2.</li> <li>- Test certificate according to DIN 66084 P-a</li> <li>- Test certificates apply to the Step collection. The test certificates do not cover storage surfaces, writing tray or foot panels made of wood</li> </ul>
<b>Version</b>	<ul style="list-style-type: none"> <li>- Complete models: armchair, two-seater sofa, three-seater sofa</li> <li>- Solitary elements for modular configuration: stool, 2-seater or 3-seater benches, can be combined with backrests, corner backs, screen elements or storage surfaces</li> <li>- Linkable elements for modular configuration. Suitable for seating areas in the "endless method":</li> <li>- Suggested configurations: to facilitate planning, sofa elements are pre-configured to reflect common applications</li> </ul>
<b>Frame system</b>	<ul style="list-style-type: none"> <li>- Foot panels, aluminium powder coated black, clear white, fjord green, cayenne red, sand beige or polished</li> <li>- Optional foot panels in natural beech B26, black B45, white B46 or natural oak C11</li> <li>- Black powder coated frame as standard</li> <li>- Universal plastic glides made of polyamide for hard and soft floors</li> </ul>
<b>Tray</b>	<ul style="list-style-type: none"> <li>- Writing tray for temporary use by someone working with a laptop. Work surface can be individually adjusted horizontally at two pivot points. Retrofitting, dismantling and individual positioning along the front edge of the seat of the sofa possible by means of a screw connection.</li> <li>- 12 mm table top made of compact fibreboard, black edges, colour pure white (T14) or black (T17)</li> <li>- Frame optionally powder coated in black or clear white</li> <li>- Tray height 660 mm</li> </ul>
<b>Storage surface</b>	<ul style="list-style-type: none"> <li>- Storage surface made from 50 mm three-layer chipboard in:               <ul style="list-style-type: none"> <li>- 1. Melamine finish (colour pure white K14, graphite black K70), finished with all-round edging</li> <li>- 2. High-quality crown cut veneer surface, 3 mm veneer edge on all sides. Surface in a high quality, durable, two-component water-based polyurethane lacquer.</li> <li>- 3. Linoleum with real wood in hickory natural (Q10), optionally other veneer edges according to the Sedus veneer range</li> </ul> </li> <li>- E1 quality wood materials</li> <li>- Veneer is a natural product. The colour of the veneer is determined by the type and structure of the wood, and may vary. All woods change colour over time because of the effects of light. As such, the veneer may be markedly different from the sample at the time of delivery. Natural differences are not a cause for complaint, but in fact confirm that the material is genuine.</li> </ul>
<b>focus light</b>	<ul style="list-style-type: none"> <li>- Lounge furniture for focused solo working, consisting of seating upholstery including corner back and storage surface plus screen elements on back and front.</li> <li>- Storage surface see surface matrix</li> <li>- Available in two versions: seat right, storage surface left or seat left, storage surface right</li> <li>- Construction, upholstery construction and frame corresponding to the rest of the se:works product family</li> <li>- Can be combined and retrofitted with an additional, individually adjustable writing tray</li> </ul>

# Sedus se:works specification

<b>Table</b>	<ul style="list-style-type: none"> <li>- 19 mm table top made of compact fibreboard, black edges, colour pure white (T14)</li> <li>- Optional 19 mm three-layer chipboard in:</li> <li>- 1. Melamine resin coating in a single colour or various decorative wood effects (top surface compliant with EN 14322), with all-round PP laser edge in the same colour as the top. The minimum light fastness is 6 on the wool scale. Substrate compliant with EN 312-2003.</li> <li>- 2. High-quality crown cut veneer surface (beech, oak, ash and walnut), 3 mm veneer edge on all sides. Surface in a high quality, durable, two-component water-based polyurethane lacquer.</li> <li>- With the exception of the melamine finish in pure white and graphite black, the HPL finish white and black, the real wood veneers ash white, ash black, wenge varnished oak and dark walnut, the gloss and reflection levels of the surfaces equate to DIN Special Report 147</li> <li>- E1 quality wood materials</li> <li>- Veneer is a natural product. The colour of the veneer is determined by the type and structure of the wood, and may vary. All woods change colour over time because of the effects of light. Natural differences are not a cause for complaint, but in fact confirm that the material is genuine.</li> <li>- Column and base powder coated in black or white</li> <li>- Table height 680 mm</li> </ul>
<b>assistant</b>	<ul style="list-style-type: none"> <li>- Height-adjustable single table for short periods of working on a laptop</li> <li>- 12 mm top made of compact fibreboard, edges in black, colour pure white (T14) or black (T17)</li> <li>- Frame consisting of base plate (three supports, steel) and height-adjustable gas spring, powder coated in black or white</li> <li>- Height-adjustable from approx. 470 – 775 mm</li> </ul>
<b>User weight</b>	<ul style="list-style-type: none"> <li>- Recommended for user weights up to 110 kg per seat (up to 150 kg per seat for occasional use)</li> </ul>
<b>Veneer grain/design grain</b>	<ul style="list-style-type: none"> <li>- Design and veneer grain runs lengthwise</li> </ul>
<b>Electrification</b>	<ul style="list-style-type: none"> <li>- power supply: housing in clear white or black. Equipped with 2 power connections or 1 power connection and 1 USB charger. Incl. 1.5 m power cable. Sockets in a protected position under the front seat edge, can be moved. Electrical connection unit can be retrofitted and removed, can be ordered from the "power &amp; data" price list under pd-001/8908 or 8909.</li> <li>- Storage surface - built-in socket module Point: socket module in chrome matt look. Incl. 3 m power cable. The storage shelf must be prepared for the installation of the socket module. Can be ordered from the "power &amp; data" price list under pd-001/8749.</li> <li>- Storage surface - wireless charger visible: socket in brushed stainless steel. The storage shelf must be prepared for the installation of the charger. Can be ordered from the "power &amp; data" price list under pd-201/8970-154.</li> </ul>
<b>Dimensions</b>	<ul style="list-style-type: none"> <li>- Seat height when not in use 445 mm</li> <li>- Seat height when in use 380 mm</li> <li>- Backrest height 315 mm</li> <li>- Seat depth [design with backrest] when not in use 495 mm</li> </ul>
<b>Standards / Certificates</b>	<ul style="list-style-type: none"> <li>- GS label by TÜV Rheinland LGA Products GmbH / DIN EN 16139 L1</li> <li>- GREENGUARD certified</li> <li>- All available certificates can be found at: <a href="https://www.sedus.com/en/products/chairs/seworks">https://www.sedus.com/en/products/chairs/seworks</a></li> </ul>
	  
<b>Design awards</b>	<ul style="list-style-type: none"> <li>- ICONIC AWARDS 2017: Interior Innovation – Winner</li> <li>- Red Dot Award 2017, Winner</li> <li>- German Design Award 2018, Winner</li> </ul>
	  
<b>Warranty</b>	<ul style="list-style-type: none"> <li>- 5 years (see guarantee terms)</li> </ul>

A comfortable upholstered seating system with clear styling and many design options, that renders equally outstanding service in representative reception areas or in the central zones of open space offices.



Complete models



Modular configuration



diner



Accessories






Side table



# Sedus sophia

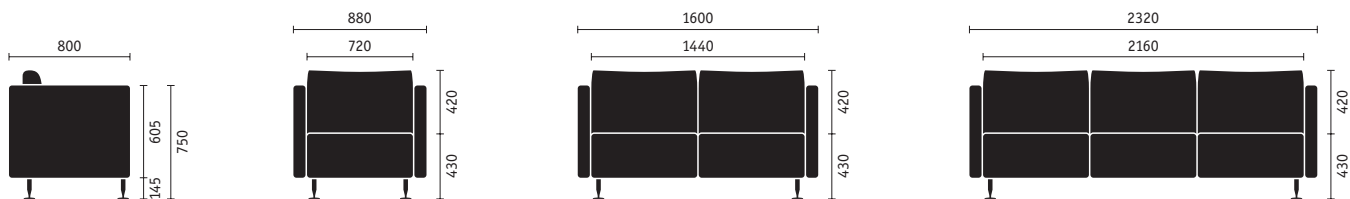
► Complete models

		9	4	2	1	0
		Era Nova Phoenix	Cura Fame Step Imitation leather	Milano Remix Tempt	Breeze Fusion Morph Steelcut Trio 3	Leather
	sp-511	2.886,-	3.065,-	3.303,-	3.622,-	5.381,-
	sp-512	4.051,-	4.335,-	4.710,-	5.188,-	7.771,-
	sp-513	5.309,-	5.680,-	6.189,-	6.824,-	10.310,-

### Miscellaneous

Skid version chromed	□ 6305	174,-
Different cover for back cushion	□ 7022-***	
Different cover for front sides (selectable within the fabric collection of the basic body for fabric group 1, 2, 4, 9)	□ 7025-***	136,-

Please note the information about the fabrics Morph and Steelcut Trio 3 of the Elegance Line on the page 'Covering materials'.



# Sedus sofa

## ► Modular configuration

	9	4	2	1	0
	Era	Cura	Milano	Breeze Fusion	Leather
	Nova	Fame	Remix	Morph	
	Phoenix	Step	Tempt	Steelcut Trio 3	
		Imitation leather			



sp-501

1.524,-

1.571,-

1.614,-

1.692,-

2.091,-



sp-502

2.169,-

2.241,-

2.347,-

2.500,-

3.290,-



sp-503

2.809,-

2.915,-

3.065,-

3.293,-

4.633,-

Position centre of the bench		PG9	PG4	PG2	PG1	PG0
Armchair back (for sp-501)	□ 4010	1.355,-	1.489,-	1.681,-	1.920,-	3.272,-
Add-on back in the centre	□ 4018	611,-	669,-	757,-	837,-	1.189,-
Armchair back with add-on element (for sp-501)	□ 4020	2.902,-	3.199,-	3.615,-	4.037,-	5.729,-
Add-on back with add-on element in the centre	□ 4028	1.012,-	1.117,-	1.265,-	1.410,-	1.932,-
Armchair back with raised add-on element	□ 4030	3.480,-	3.837,-	4.331,-	4.834,-	6.874,-
Armchair back with raised add-on element	□ 4030	3.480,-	3.837,-	4.331,-	4.834,-	6.874,-
Add-on back with raised add-on element in the centre	□ 4038	1.204,-	1.340,-	1.519,-	1.691,-	2.319,-

Position left of the bench						
Corner back left	□ 4011	939,-	1.042,-	1.176,-	1.338,-	2.230,-
Add-on back left	□ 4012	611,-	669,-	757,-	837,-	1.189,-
Corner back left and vis-à-vis right	□ 4013	1.889,-	2.081,-	2.349,-	2.674,-	4.463,-
Corner back with add-on element left	□ 4021	1.755,-	1.932,-	2.172,-	2.470,-	3.719,-
Add-on back with add-on element left	□ 4022	1.012,-	1.117,-	1.265,-	1.410,-	1.932,-
Corner back left and vis-à-vis right, each with add-on element	□ 4023	3.512,-	3.869,-	4.357,-	4.955,-	7.438,-
Corner back with raised add-on element left	□ 4031	2.098,-	2.319,-	2.618,-	2.973,-	4.463,-
Add-on back with raised add-on element left	□ 4032	1.204,-	1.340,-	1.519,-	1.691,-	2.319,-
Corner back left and vis-à-vis right, each with raised add-on element	□ 4033	4.206,-	4.643,-	5.219,-	5.935,-	8.926,-

Position right of the bench						
Corner back right	□ 4014	939,-	1.042,-	1.176,-	1.338,-	2.230,-
Add-on back right	□ 4015	611,-	669,-	757,-	837,-	1.189,-
Corner back right and vis-à-vis left	□ 4016	1.889,-	2.081,-	2.349,-	2.674,-	4.463,-
Corner back with add-on element right	□ 4024	1.755,-	1.932,-	2.172,-	2.470,-	3.719,-
Add-on back with add-on element right	□ 4025	1.012,-	1.117,-	1.265,-	1.410,-	1.932,-
Corner back right and vis-à-vis left, each with add-on element	□ 4026	3.512,-	3.869,-	4.357,-	4.955,-	7.438,-
Corner back with raised add-on element right	□ 4034	2.098,-	2.319,-	2.618,-	2.973,-	4.463,-
Add-on back with raised add-on element right	□ 4035	1.204,-	1.340,-	1.519,-	1.691,-	2.319,-
Corner back right and vis-à-vis left each with raised add-on element	□ 4036	4.206,-	4.643,-	5.219,-	5.935,-	8.926,-

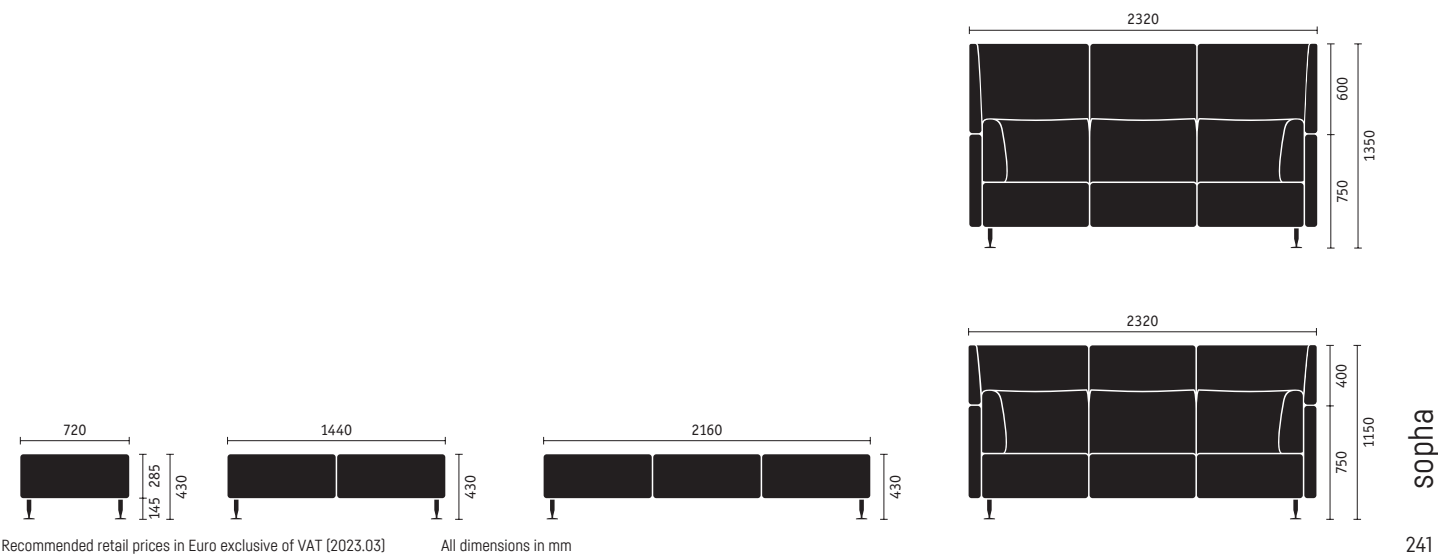


# Sedus sophia

## ► Modular configuration




<b>Miscellaneous</b>			
Skid version chromed	□ 6305	174,-	
Different cover for back cushion	□ 7022-***		
Different cover for back	□ 7023-***		
Different cover for add-on element	□ 7024-***		
Different cover for front sides (selectable within the fabric collection of the basic body for fabric group 1, 2, 4, 9)			
	□ 7025-***	136,-	

Please note the information about the fabrics Morph and Steelcut Trio 3 of the Elegance Line on the page ‚Covering materials‘.



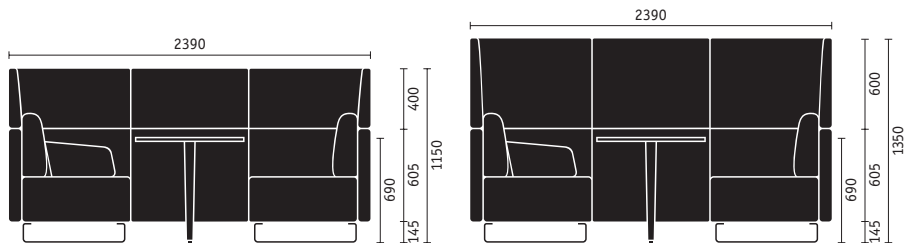
# Sedus sofa

► diner

	9	4	2	1	0
	Era Nova Phoenix	Cura Fame Step Imitation leather	Milano Remix Tempt	Breeze Fusion Morph Steelcut Trio 3	Leather
 sp-521	10.373,-	11.096,-	12.008,-	13.143,-	17.919,-
 sp-522	12.202,-	13.062,-	14.128,-	15.462,-	21.081,-
 sp-523	15.519,-	16.648,-	18.108,-	19.880,-	27.660,-

Add-on element sp-521		PG9	PG4	PG2	PG1	PG0
Raised add-on element	□ 4040	1.063,-	1.190,-	1.341,-	1.492,-	2.076,-
Add-on element sp-522						
Raised add-on element	□ 4040	1.250,-	1.403,-	1.578,-	1.755,-	2.443,-
Side elements left and right	□ 4041	1.489,-	1.637,-	1.816,-	2.123,-	3.568,-
Raised add-on element incl. side elements	□ 4042	1.785,-	1.965,-	2.202,-	2.568,-	4.285,-
Add-on element sp-523						
Raised add-on element	□ 4040	1.633,-	1.851,-	2.081,-	2.317,-	3.216,-
Side elements left and right	□ 4041	1.489,-	1.637,-	1.816,-	2.123,-	3.568,-
Raised add-on element incl. side elements	□ 4042	3.420,-	3.814,-	4.284,-	4.885,-	7.499,-

sopha



# Sedus sophia

► diner

### Table surface

Melamine	■ K**	
Melamine likewood	□ N**	42,-
HPL II	□ J**	246,-
Veneer I	□ ***	192,-
Veneer II	□ ***	247,-
Veneer III	□ ***	383,-
Linoleum	□ L**	383,-

### Table top cut-out for

Built-in socket module Power Frame incl. socket		
module frame black without built-in socket	□ 8748-103	147,-
Built-in socket module Power Frame incl. socket		
module frame white aluminium without built-in socket	□ 8748-119	147,-
Built-in socket module Power Frame incl. socket		
module frame neutral white without built-in socket	□ 8748-134	147,-
Wireless charger visible	□ 8970	58,-

### Table leg

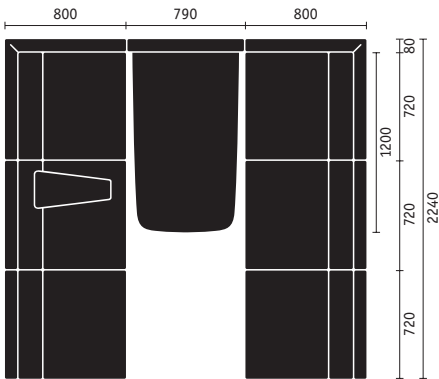
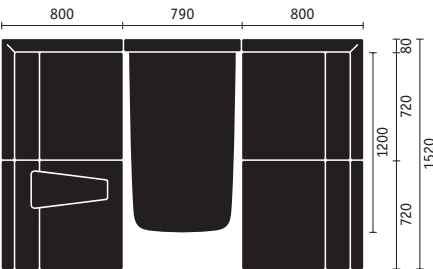
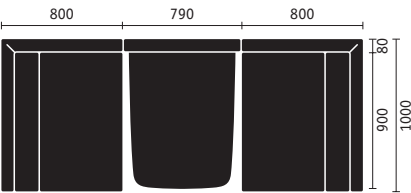
chromed	■ 100	
matt brushed	□ 138	

### Miscellaneous

Skid version chromed	□ 6305	353,-
Different cover for back cushion	□ 7022-***	
Different cover for back	□ 7023-***	
Different cover for add-on element	□ 7024-***	
Different cover for front sides (selectable within the fabric collection of the basic body for fabric group 1, 2, 4, 9)	□ 7025-***	120,-






Information on the surface finishes can be found in the surface matrix on the 'Surfaces' page.

Please note the information about the fabrics Morph and Steelcut Trio 3 of the Elegance Line on the page 'Covering materials'.



# Sedus sophia

## ► Accessories

	9	4	2	1	0
	Era Nova Phoenix	Cura Fame Step Imitation leather	Cura Fame Step Imitation leather	Breeze Fusion Morph Steelcut Trio 3	Leather
 sp-001/6930 Side cushion right	203,-	223,-	255,-	304,-	539,-
 sp-001/6931 Side cushion left	203,-	223,-	255,-	304,-	539,-
 sp-001/6932 Back cushion	209,-	240,-	275,-	329,-	613,-
 sp-001/6935 Back cushion for sp-521	225,-	262,-	302,-	362,-	674,-
 sp-001/6933 Loose upholstered element	246,-	271,-	313,-	363,-	671,-

### Miscellaneous

Different cover for front sides [selectable within the fabric collection of the basic body for fabric group 1, 2, 4, 9] □ 7025-\*\*\* 83,-

Please note the information about the fabrics Morph and Steelcut Trio 3 of the Elegance Line on the page 'Covering materials'.

# Sedus sofa

► Side table

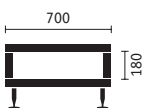
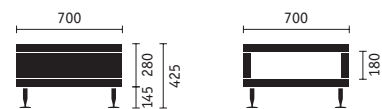


sp-314 700x700

838,-

Miscellaneous

Skid version chromed	□ 6305	178,-
----------------------	--------	-------



# Sedus sofa specification

## ► Complete models

<b>Construction and upholstery construction</b>	<ul style="list-style-type: none"> <li>Base frame: metal base frame made of steel, lined with wood all round, springwood slats for comfortable seat suspension, cover with upholstery felt</li> <li>Seat upholstery: 70 mm polyether foam / density 35 kg/m³, polyether foam 50 mm / density 40 kg/m³, upholstery fleece 10 mm</li> <li>Backrest upholstery: 25 mm polyether foam / density 50 kg/m³</li> <li>Front sides in the cover material of the basic model, optionally also in a different cover colour</li> </ul>
---	--

<b>Cushions</b>	<ul style="list-style-type: none"> <li>Loosely lying back cushions in the cover material of the basic model, optionally also in a different cover colour</li> <li>Back and side cushions worked in chambers, filled with polyether rods and fiberfill</li> <li>Optional additional side cushions in left or right versions</li> <li>Optional additional loose upholstered element</li> </ul>
-----------------	--

<b>Version</b>	<ul style="list-style-type: none"> <li>Armchair with back cushion, two-seater sofa with two back cushions, three-seater sofa with three back cushions</li> </ul>
----------------	--

<b>Frame</b>	<ul style="list-style-type: none"> <li>Aluminium feet polished</li> <li>Optional stainless steel skid frame</li> </ul>
--------------	--

<b>User weight</b>	<ul style="list-style-type: none"> <li>Recommended for user weights up to 110 kg per seat (up to 150 kg per seat for occasional use)</li> </ul>
--------------------	---

<b>Electrification</b>	<ul style="list-style-type: none"> <li>Power supply: socket module for hooking onto a sofa armrest</li> <li>Model: 3 x power or 2 x power, 1 x USB charger with 2 sockets, power cable of about 3 m in length</li> <li>Powder coated aluminium in the colours black or white</li> <li>Power supply, can be ordered from the "power &amp; data" price list under pd-002/8904 or 8905</li> </ul>
------------------------	--

<b>Standards / Certificates</b>	<ul style="list-style-type: none"> <li>GREENGUARD certified</li> <li>All available certificates can be found at: <a href="https://www.sedus.com/en/products/chairs/sofa">https://www.sedus.com/en/products/chairs/sofa</a></li> </ul>
---------------------------------	---



<b>Warranty</b>	<ul style="list-style-type: none"> <li>5 years (see guarantee terms)</li> </ul>
-----------------	---

## ► Modular configuration

<b>Construction and upholstery construction</b>	<ul style="list-style-type: none"> <li>Base frame: metal base frame made of steel, lined with wood all round, springwood slats for comfortable seat suspension, cover with upholstery felt</li> <li>Seat upholstery: 70 mm polyether foam / density 35 kg/m³, polyether foam 50 mm / density 40 kg/m³, upholstery fleece 10 mm</li> <li>Backrest upholstery: 25 mm polyether foam / density 50 kg/m³</li> <li>Front sides in the cover material of the basic model, optionally also in a different cover colour</li> </ul>
---	--

<b>Cushions</b>	<ul style="list-style-type: none"> <li>Loosely lying back cushions in the cover material of the basic model, optionally also in a different cover colour</li> <li>Back and side cushions worked in chambers, filled with polyether rods and fiberfill</li> <li>Optional additional side cushions in left or right versions</li> <li>Optional additional loose upholstered element</li> </ul>
-----------------	--

<b>Version</b>	<ul style="list-style-type: none"> <li>Comfortable stool, two or three-seater benches as the basis for modular models</li> <li>Can be combined with corner and add-on back or corner and add-on back with add-on element (400 mm) or with raised add-on element (600 mm)</li> </ul>
----------------	---

<b>Frame</b>	<ul style="list-style-type: none"> <li>Aluminium feet polished</li> <li>Optional stainless steel skid frame</li> </ul>
--------------	--

<b>User weight</b>	<ul style="list-style-type: none"> <li>Recommended for user weights up to 110 kg per seat (up to 150 kg per seat for occasional use)</li> </ul>
--------------------	---

<b>Electrification</b>	<ul style="list-style-type: none"> <li>Power supply: socket module for hooking onto a sofa armrest</li> <li>Model: 3 x power or 2 x power, 1 x USB charger with 2 sockets, power cable of about 3 m in length</li> <li>Powder coated aluminium in the colours black or white</li> <li>Power supply, can be ordered from the "power &amp; data" price list under pd-002/8904 or 8905</li> </ul>
------------------------	--

# Sedus sophia specification

- Standards / Certificates**
- GREENGUARD certified
  - All available certificates can be found at: <https://www.sedus.com/en/products/chairs/sophia>



- Warranty**
- 5 years [see guarantee terms]

## ► diner

- Construction and upholstery-construction**
- Base frame: metal base frame made of steel, lined with wood all round, springwood slats for comfortable seat suspension, cover with upholstery felt
  - Seat upholstery: 70 mm polyether foam / density 35 kg/m³, polyether foam 50 mm / density 40 kg/m³, upholstery fleece 10 mm
  - Backrest upholstery: 25 mm polyether foam / density 50 kg/m³
  - Front sides in the cover material of the basic model, optionally also in a different cover colour

- Cushions**
- Loosely lying back cushions in the cover material of the basic model, optionally also in a different cover colour
  - Back and side cushions worked in chambers, filled with polyether rods and fiberfill
  - Optional additional side cushions in left or right versions
  - Optional additional loose upholstered element

- Version**
- Two 1-seater, 2-seater or 3-seater sophia elements, connected by a centre panel of the same height with integrated table
  - Optional 200 mm higher version and closed side elements (for sp-522 and sp-523)

- Frame**
- Aluminium feet polished
  - Optional stainless steel skid frame

- Table**
- 25 mm three-layer chipboard in:
    1. Melamine resin coating in a single colour or various decorative wood effects (top surface compliant with EN 14322). The minimum light fastness is 6 on the wool scale. Substrate compliant with EN 312-2003.
    2. High-quality crown cut veneer surface, 3 mm veneer edge on all sides. Surface in a high quality, durable, two-component water-based polyurethane lacquer.
    3. Linoleum with real wood in hickory natural (Q10), optionally other veneer edges according to the Sedus veneer range
    4. HPL surface soft touch: The matt soft touch surface is a laminate based on hardenable resins. The top layer of paper is coated in a separate manufacturing process and then electron beam hardened. The result is a velvety, warm surface with anti-fingerprint properties, characterised by its high resistance to abrasion, impact and scratches.
  - With the exception of the melamine finish in pure white and graphite black, the HPL finish white and black, the real wood veneers ash white, ash black, wenge varnished oak and dark walnut, the gloss and reflection levels of the surfaces equate to DIN Special Report 147
  - E1 quality wood materials
  - Table leg, steel chromed or matt brushed
  - Optional preparation to accommodate the built-in socket module Power Frame as well as the wireless charger

- User weight**
- Recommended for user weights up to 110 kg per seat (up to 150 kg per seat for occasional use)

- Electrification**
- Built-in socket module Power Frame, can be ordered from the "power & data" price list under pd-001/8748
  - Wireless charger, can be ordered from the "power & data" price list under pd-201/8970

- Standards / Certificates**
- GREENGUARD certified
  - All available certificates can be found at: <https://www.sedus.com/en/products/chairs/sophia>



- Warranty**
- 5 years [see guarantee terms]

# Sedus sophia specification

## ► Side table

Frame	<ul style="list-style-type: none"><li>- Polished aluminium legs, plastic glides</li><li>- Optionally, with a stainless steel skid frame</li><li>- Table height: 425 mm</li></ul>
Surfaces	<ul style="list-style-type: none"><li>- Melamine pure white K14</li><li>- With integrated filing compartment</li></ul>
Warranty	<ul style="list-style-type: none"><li>- 5 years (see guarantee terms)</li></ul>



The comprehensive, flexible range of furniture and accessories allows quickly changing furnishing configurations and promotes knowledge transfer, team and project work in the company.



Stackable table from 1.013,-



personal desk / beamer desk from 722,-



Single table from 469,-



Lectern from 1.041,-



Pinwall / Coat stand from 889,-

# Sedus brainstorm

## ► Stackable tables



### bm-301

	Code	Melamine	likewood	Veneer I	Veneer II	Veneer III
<b>1400x700</b>	1010	1.013,-	1.057,-	1.367,-	1.385,-	1.662,-
<b>1700x700</b>	1012	1.050,-	1.102,-	1.452,-	1.484,-	1.785,-
<b>1800x700</b>	1013	1.063,-	1.117,-	1.476,-	1.516,-	1.823,-
<b>1500x750</b>	1014	1.037,-	1.086,-	1.409,-	1.439,-	1.727,-
<b>1400x800</b>	1025	1.026,-	1.073,-	1.398,-	1.419,-	1.702,-
<b>1500x800</b>	1027	1.043,-	1.093,-	1.423,-	1.456,-	1.747,-
<b>1600x800</b>	1030	1.055,-	1.112,-	1.455,-	1.491,-	1.793,-
<b>1700x800</b>	1032	1.066,-	1.124,-	1.483,-	1.527,-	1.840,-
<b>1800x800</b>	1035	1.085,-	1.146,-	1.511,-	1.563,-	1.886,-
<b>1900x800</b>	1040	1.096,-	1.160,-	1.539,-	1.602,-	1.929,-
<b>2000x800</b>	1036	1.110,-	1.176,-	1.567,-	1.637,-	1.973,-
<b>1800x900</b>	1060	1.097,-	1.167,-	1.537,-	1.596,-	1.964,-
<b>1500x700</b>	1163	1.026,-	1.071,-	1.395,-	1.418,-	1.702,-
<b>1600x700</b>	1165	1.041,-	1.089,-	1.422,-	1.452,-	1.742,-
<b>1900x700</b>	1169	1.073,-	1.132,-	1.505,-	1.551,-	1.866,-
<b>2000x700</b>	1171	1.089,-	1.150,-	1.534,-	1.584,-	1.903,-

### Frame options

white aluminium	■	119	
clear white	□	158	
black	□	103	
Polished support bases, white column	□	110	53,-

In the "power & data" price list you will find the accessories for the electrical connection of the models.

Information on the surface finishes can be found in the surface matrix on the 'Surfaces' page.

### Table top cut-out for

2 x Point built-in socket (including cable tray, strain relief, cable holder, cable cover for centre column)	□	8749	234,-
--	---	------	-------

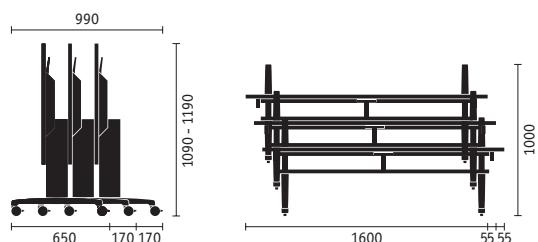
### Position of the table top cut-out

Centred (electrical connection box)	□	6122	
Towards the outside (Point built-in sockets)	□	6123	

### Miscellaneous




Prepared for length and end connection	□	6029	69,-
Electrical connection box	□	6051	402,-
Cable cover for centre column, black (set of 2)	□	6054	66,-

brainstorm



# Sedus brainstorm

► personal desk / beamer desk

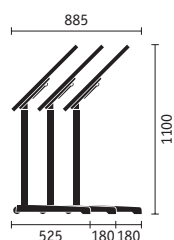
		Code	Melamine	likewood	Veneer I	Veneer II	Veneer III
	<b>bm-310</b> <b>nesting</b>						
	<b>700x600</b>	1006	722,-	740,-	895,-	910,-	982,-
	<b>bm-311</b> <b>height-adjustable</b>						
	<b>700x600</b>	1006	851,-	868,-	1.023,-	1.041,-	1.107,-
	<b>bm-432</b> <b>beamer desk</b>						
	<b>700x550</b>	1003	1.297,-	1.314,-	1.470,-	1.484,-	1.552,-

## Frame options

white aluminium	■	119	
clear white	□	158	
black	□	103	
Polished support bases, white column	□	110	53,-

In the “power & data” price list you will find the accessories for the electrical connection of the models.

Information on the surface finishes can be found in the surface matrix on the ‘Surfaces’ page.



# Sedus brainstorm

## ► Single tables



### bm-300

	Code	Melamine	likewood	Veneer I	Veneer II	Veneer III
<b>700x700</b>	1005	469,-	491,-	690,-	709,-	800,-
<b>1400x700</b>	1010	619,-	661,-	971,-	1.004,-	1.303,-
<b>800x800</b>	1015	506,-	536,-	745,-	781,-	937,-
<b>1400x800</b>	1025	624,-	670,-	1.008,-	1.035,-	1.327,-
<b>1500x800</b>	1027	635,-	686,-	1.039,-	1.067,-	1.375,-
<b>1600x800</b>	1030	651,-	706,-	1.066,-	1.107,-	1.421,-
<b>1500x700</b>	1163	631,-	676,-	999,-	1.039,-	1.345,-
<b>1600x700</b>	1165	642,-	688,-	1.033,-	1.070,-	1.385,-

### Frame options

white aluminium	■	119	
clear white	□	158	
black	□	103	
chromed	□	100	261,-

### Table top cut-out for

Built-in socket module Coni 3x	□	8730	58,-
Built-in socket module Coni 6x	□	8731	58,-
Built-in socket module Netbox Turn Comfort 3x	□	8740	58,-
Built-in socket module Netbox Turn Comfort 6x	□	8741	58,-

### Position of the table top cut-out

Towards the outside	□	6123	
---------------------	---	------	--

### Miscellaneous

Table prepared for front side linking	□	6001	38,-
Table prepared for long side linking	□	6013	38,-
Fitted with 2 extra castors	□	6005	45,-
Fitted with two cable clips (not with options 1005 and 1015)	□	6007	12,-

In the "power & data" price list you will find the accessories for the electrical connection of the models.

With the square tables code 1005 (700 x 700) and code 1015 (800 x 800) the installation of built-in socket modules is not possible.

Information on the surface finishes can be found in the surface matrix on the 'Surfaces' page.

# Sedus brainstorm

## ► Lectern



Code	Melamine	likewood	Veneer I	Veneer II	Veneer III
<b>bm-420</b>					
<b>700x450</b>	1.041,-	1.061,-	1.212,-	1.225,-	1.297,-

### Frame options

white aluminium	■ 119	
clear white	□ 158	
black	□ 103	
Polished support bases, white column	□ 110	53,-

### Covering surface

Atlantic fabric for privacy screen – please specify colour (A*****)	■ 9AT	
---	-------	--

### Table top cut-out for

Built-in socket module Power Frame incl. socket module frame black without built-in socket (in conjunction with code 6052)	□ 8748-103	147,-
Built-in socket module Power Frame incl. socket module frame white aluminium without built-in socket (in conjunction with code 6052)	□ 8748-119	147,-
Built-in socket module Power Frame incl. socket module frame neutral white without built-in socket (in conjunction with code 6052)	□ 8748-134	147,-

### Position of the table top cut-out

Towards the outside	□ 6123	
---------------------	--------	--

### Miscellaneous




Vertical cable management	□ 6052	53,-
---------------------------	--------	------

In the “power & data” price list you will find the accessories for the electrical connection of the models.

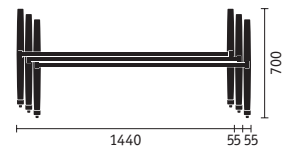
Information on the surface finishes can be found in the surface matrix on the ‘Surfaces’ page.

# Sedus brainstorm

► Pinwall / Coat stand


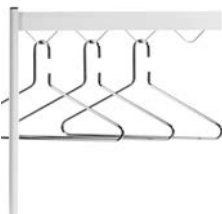
	<b>bm-409</b> Narrow pinwall	889,-
	<b>bm-410</b> Wide pinwall	1.041,-
	<b>bm-412</b> Coat stand	1.023,-

Frame options			
white aluminium	■	119	
clear white	□	158	
Polished support bases, white column	□	110	53,-







# Sedus brainstorm

► Accessories

	<b>bm-000/8005</b> 2 cables clips	13,-
	<b>bm-000/8012</b> Chromed coat hanger	15,-

# Sedus brainstorm specification


## ► Stackable tables

<b>Version</b>	– Mobile, stackable table (due to folding table top)
<b>Frame system</b>	<ul style="list-style-type: none"><li>– T-leg frame, leg support and column are made of aluminium</li><li>– 4 castors (2 lockable), diameter 60 mm, suitable for hard and soft floors</li><li>– Integrated locking mechanism makes table top foldable, operation using handle</li><li>– Table top locks into place automatically when folded down</li><li>– Table height 730 mm, stacking dimensions + 55/170 mm</li><li>– T-leg frame optionally powder coated in white aluminium, clear white and black or polished aluminium support bases and white aluminium column</li></ul>
<b>Surfaces</b>	<ul style="list-style-type: none"><li>– 25 mm three-layer chipboard in:</li><li>– 1. Melamine resin coating in a single colour or various decorative wood effects (top surface compliant with EN 14322). The minimum light fastness is 6 on the wool scale. Substrate compliant with EN 312-2003.</li><li>– 2. High-quality crown cut veneer surface, 3 mm veneer edge on all sides. Surface in a high quality, durable, two-component water-based polyurethane lacquer.</li><li>– With the exception of the melamine finish in pure white and graphite black, the real wood veneers ash white, ash black, wenge varnished oak and dark walnut, the gloss and reflection levels of the surfaces equate to DIN Special Report 147</li><li>– E1 quality wood materials</li><li>– Veneer is a natural product. The colour of the veneer is determined by the type and structure of the wood, and may vary. All woods change colour over time because of the effects of light. As such, the veneer may be markedly different from the sample at the time of delivery. Natural differences are not a cause for complaint, but in fact confirm that the material is genuine.</li><li>– Top projection at the front for a table (table length/top projection in mm): 1400/80, 1500/130, 1600/130, 1700/180, 1800/230, 1900/280, 2000/330</li></ul>
<b>Veneer grain/design grain</b>	– Design and veneer grain run lengthwise
<b>Desk adapter</b>	– Optionally 4 linking elements for front and long side linking of the tables without tools
<b>Electrification</b>	<ul style="list-style-type: none"><li>– Optionally electrical connection box in a central position; consisting of cable flap with brushes, cable tray, cable covers for the centre columns for vertical cable management in the frame; dimensions of the flap opening: 360 x 120 mm</li><li>– Optional two table top cut-outs for Point built-in socket including cable tray, strain relief, cable holder, cable cover for centre column. Electrical connection via 2 Point electrical connection units; position of the electrical connection units off centre left and right respectively; equipping with power connection, USB 2.0 A and RJ 45 CAT6 possible; routing away of the cables via cable tray and cable cover (black) on the table leg; securing of cables with strain relief; transport of spare cables with cable holder beneath the cable tray; table top cut-out including cable tray, strain relief, cable holder, cable cover for centre column; Point can be ordered from the “power &amp; data” price list under pd-001/8749-131 (please order twice)</li><li>– Optional electrical connection via clip-on media module, can be ordered from the “power &amp; data” price list under pd-002/8706-103/25 or pd-002/8706-119/25</li><li>– Optional cable covers for the centre columns for vertical cable management in the frame</li></ul>
<b>Standards / Certificates</b>	<ul style="list-style-type: none"><li>– GS label by TÜV Rheinland LGA Products GmbH / DIN EN 1729 / DIN EN 1730</li><li>– Tested for harmful substances by TÜV Rheinland LGA Products GmbH</li><li>– GREENGUARD certified</li><li>– All available certificates can be found at: <a href="https://www.sedus.com/en/products/tables/brainstorm">https://www.sedus.com/en/products/tables/brainstorm</a></li></ul>
<div><div><small>Schadstoffprüfung Regelmäßige Produkt- überwachung</small> <small>www.tuv.com ID: 0000043261</small></div></div>	
<b>Warranty</b>	– 5 years (see guarantee terms)

## ► personal desk / beamer desk



# Sedus brainstorm specification

<b>Frame system</b>	<ul style="list-style-type: none"> <li>- Frame consisting of central column and base support made of aluminium</li> <li>- Silver anodised lifting column</li> <li>- Desk height 730 mm (bm-310), optionally height-adjustable from 730 mm to 1050 mm (bm-311, bm-432)</li> <li>- personal desk: an integrated locking mechanism makes the desktop foldable and stackable (stacking dimensions + 180 mm)</li> <li>- 2 castors, integrated into the front end of the support base and height-adjustable glides (adjustment range 10 mm) at the ends of the support base</li> <li>- Frame optionally powder coated in white aluminium, clear white and black or polished aluminium support bases and white centre column</li> </ul>
<b>Surfaces</b>	<ul style="list-style-type: none"> <li>- 25 mm three-layer chipboard in:</li> <li>- 1. Melamine resin coating in a single colour or various decorative wood effects (top surface compliant with EN 14322). The minimum light fastness is 6 on the wool scale. Substrate compliant with EN 312-2003.</li> <li>- 2. High-quality crown cut veneer surface, 3 mm veneer edge on all sides. Surface in a high quality, durable, two-component water-based polyurethane lacquer.</li> <li>- With the exception of the melamine finish in pure white and graphite black, the real wood veneers ash white, ash black, wenge varnished oak and dark walnut, the gloss and reflection levels of the surfaces equate to DIN Special Report 147</li> <li>- E1 quality wood materials</li> <li>- Veneer is a natural product. The colour of the veneer is determined by the type and structure of the wood, and may vary. All woods change colour over time because of the effects of light. As such, the veneer may be markedly different from the sample at the time of delivery. Natural differences are not a cause for complaint, but in fact confirm that the material is genuine.</li> </ul>
<b>Veneer grain/design grain</b>	<ul style="list-style-type: none"> <li>- Design and veneer grain run lengthwise</li> </ul>
<b>Desk adapter</b>	<ul style="list-style-type: none"> <li>- beamer desk: metal sliding top for storing the projector. Material: steel. Sliding mechanism integrated into the table top makes it possible to slide the table top horizontally, offering access to the cable tray underneath. Cable tray and sliding top in the same colour as the centre column.</li> <li>- beamer desk: vertical cable management made in white aluminium. The length of the vertical cable management automatically adapts to the table height setting and ensures that the cables are adjusted accordingly, cable tray with brushes hold the cables of the device</li> </ul>
<b>Electrification</b>	<ul style="list-style-type: none"> <li>- beamer desk: 2-socket module can be retrofitted in the cable tray. Can be used for a direct connection to the device's power cable, can be ordered from the "power &amp; data" price list under pd-000/8861</li> </ul>
<b>Standards / Certificates</b>	<ul style="list-style-type: none"> <li>- GS label by TÜV Rheinland LGA Products GmbH / DIN EN 1729 / DIN EN 1730 (bm-310/311)</li> <li>- Tested for harmful substances by TÜV Rheinland LGA Products GmbH</li> <li>- GREENGUARD certified</li> <li>- All available certificates can be found at: <a href="https://www.sedus.com/en/products/tables/brainstorm">https://www.sedus.com/en/products/tables/brainstorm</a></li> </ul>
	
<b>Warranty</b>	<ul style="list-style-type: none"> <li>- 5 years (see guarantee terms)</li> </ul>

## ► Single tables

<b>Frame system</b>	<ul style="list-style-type: none"> <li>- Four-leg frame with U-shaped leg frames, profile 40 x 25 mm, connected by two central support beams to support the table top across the entire surface, profile 40 x 25 mm</li> <li>- Table height 730 mm</li> <li>- Height-adjustable glides (adjustment range 10 mm)</li> <li>- Optional with two lockable universal castors (diameter 60 mm)</li> <li>- Steel frame either chrome-plated or powder coated in white aluminium, clear white and black</li> </ul>
---------------------	--

# Sedus brainstorm specification

<b>Surfaces</b>	<ul style="list-style-type: none"> <li>- 25 mm three-layer chipboard in:</li> <li>- 1. Melamine resin coating in a single colour or various decorative wood effects (top surface compliant with EN 14322). The minimum light fastness is 6 on the wool scale. Substrate compliant with EN 312-2003.</li> <li>- 2. High-quality crown cut veneer surface, 3 mm veneer edge on all sides. Surface in a high quality, durable, two-component water-based polyurethane lacquer.</li> <li>- With the exception of the melamine finish in pure white and graphite black, the real wood veneers ash white, ash black, wenge varnished oak and dark walnut, the gloss and reflection levels of the surfaces equate to DIN Special Report 147</li> <li>- E1 quality wood materials</li> <li>- Veneer is a natural product. The colour of the veneer is determined by the type and structure of the wood, and may vary. All woods change colour over time because of the effects of light. As such, the veneer may be markedly different from the sample at the time of delivery. Natural differences are not a cause for complaint, but in fact confirm that the material is genuine.</li> </ul>
-----------------	---

<b>Veneer grain/design grain</b>	- Design and veneer grain run lengthwise
----------------------------------	--

<b>Desk adapter</b>	- Horizontal cable management is by means of two cable clips on the left and right under the table top
---------------------	--

<b>Electrification</b>	<ul style="list-style-type: none"> <li>- Optional table top cut-out for built-in socket modul Coni and Netbox Turn</li> <li>- Built-in socket module Coni: when closed, connection cables can be routed through a brush (optionally 3-socket or 6-socket configuration), can be ordered from the "power &amp; data" price list under pd-001/8730 or 8731</li> <li>- Built-in socket module Netbox Turn: rotatable; the spring-assisted rotation begins when a release button is activated (optionally 3-socket or 6-socket configuration), can be ordered from the "power &amp; data" price list under pd-001/8740 or 8741</li> </ul>
------------------------	---

<b>Standards / Certificates</b>	<ul style="list-style-type: none"> <li>- GS label by TÜV Rheinland LGA Products GmbH / DIN EN 1729 / DIN EN 1730</li> <li>- Tested for harmful substances by TÜV Rheinland LGA Products GmbH</li> <li>- GREENGUARD certified</li> <li>- All available certificates can be found at: <a href="https://www.sedus.com/en/products/tables/brainstorm">https://www.sedus.com/en/products/tables/brainstorm</a></li> </ul>
---------------------------------	--



<b>Warranty</b>	- 5 years [see guarantee terms]
-----------------	---------------------------------

## ► Lectern

<b>Frame system</b>	<ul style="list-style-type: none"> <li>- Leg support and centre column are made of aluminium</li> <li>- Height 1050 mm</li> <li>- castors, integrated into the front end of the support base and height-adjustable glides (adjustment range 10 mm) at the ends of the support base</li> <li>- Frame optionally powder coated in white aluminium, clear white and black or polished aluminium leg support and powder-coated column in white</li> </ul>
---------------------	---

<b>Surfaces</b>	<ul style="list-style-type: none"> <li>- 25 mm three-layer chipboard in:</li> <li>- 1. Melamine resin coating in a single colour or various decorative wood effects (top surface compliant with EN 14322). The minimum light fastness is 6 on the wool scale. Substrate compliant with EN 312-2003.</li> <li>- 2. High-quality crown cut veneer surface, 3 mm veneer edge on all sides. Surface in a high quality, durable, two-component water-based polyurethane lacquer.</li> <li>- With the exception of the melamine finish in pure white and graphite black, the real wood veneers ash white, ash black, wenge varnished oak and dark walnut, the gloss and reflection levels of the surfaces equate to DIN Special Report 147</li> <li>- E1 quality wood materials</li> <li>- Veneer is a natural product. The colour of the veneer is determined by the type and structure of the wood, and may vary. All woods change colour over time because of the effects of light. As such, the veneer may be markedly different from the sample at the time of delivery. Natural differences are not a cause for complaint, but in fact confirm that the material is genuine.</li> <li>- Action area: width 700 mm, depth 450 mm</li> <li>- Shelf space: width 400 mm, depth 365 mm</li> <li>- Textile privacy screen, configurable in fabric collection Atlantic</li> </ul>
-----------------	---

<b>Veneer grain/design grain</b>	- Design and veneer grain run lengthwise
----------------------------------	--

<b>Desk adapter</b>	<ul style="list-style-type: none"> <li>- Optional table top cut-out for built-in socket modul Power Frame</li> <li>- Optional vertical cable management for guiding the cable along the centre column</li> </ul>
---------------------	--

# Sedus brainstorm specification

**Electrification** – Built-in socket module Power Frame (incl. socket module frame in frame colour, with polished aluminium support bases in white, vertical cable management is included as standard), can be ordered from the “power & data” price list under pd-001/8748

**Standards / Certificates** – Tested for harmful substances by TÜV Rheinland LGA Products GmbH  
– GREENGUARD certified  
– All available certificates can be found at: <https://www.sedus.com/en/products/tables/brainstorm>



**Warranty** – 5 years (see guarantee terms)

## ► Pinwall / Coat stand

**Version** – The pin board is available in two widths with felt on both sides, dark grey  
– Pinboard narrow 1900 x 895 x 605 mm, pinboard wide and coat stand 1900 x 1440 x 605 mm (height x width x depth)

**Frame system** – Frame optionally powder coated in white aluminium and clear white or polished aluminium support bases and white steel centre column  
– 4 lockable castors, suitable for hard and soft floors

**Accessories** – With the single flipchart holder 700 x 1000 mm the pin board can be expanded into a flip chart  
– The single flip chart holder is available in the versions: white aluminium and clear white  
– Chrome-plated coat hanger, the coat stand is suitable for 11 coat hangers

**Standards / Certificates** – GREENGUARD certified  
– All available certificates can be found at: <https://www.sedus.com/en/products/tables/brainstorm>



**Warranty** – 5 years (see guarantee terms)

Whether a representative large conference room or smaller meeting rooms. With elegant single tables or rectangular or angular shaped modules, the optimum table solution can be realised for every requirement.



Single tables



Modular systems



# Sedus mastermind

## ► Programme overview

### Shaped edges for all models with MDF panels (product code mm-6\*\*)

#### Series [6044]

Chamfer [14°], lacquered clear with edge



#### Code 6043

Straight edge, lacquered black



#### Code 6045

Chamfer [14°] and edge, lacquered black



#### Code 6046

Lower edge rounded, lacquered black



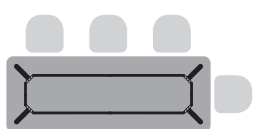
#### Code 6047

Bull-nose edge, lacquered black

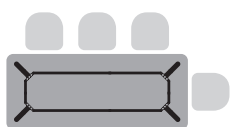


### Table top shapes and dimensions

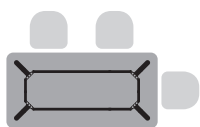
#### Single table rectangle



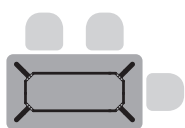
2600 x 1000



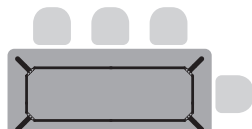
2400 x 1000



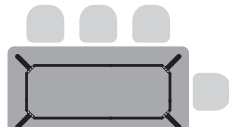
2000 x 1000



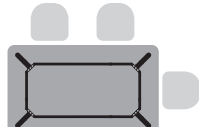
1800 x 1000



2600 x 1200

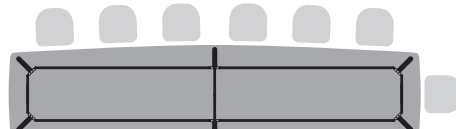


2400 x 1200

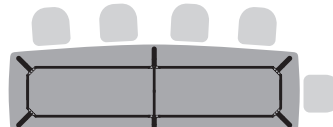


2000 x 1200

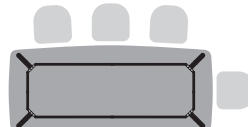
#### Single table boat shape



5200 x 1050/1300

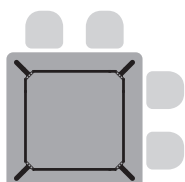


3850 x 1050/1250

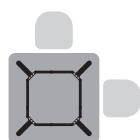


2600 x 1050/1200

#### Single table square

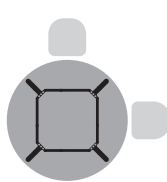


1800 x 1800



1200 x 1200

#### Single table circle



ø 1600



ø 1300

#### Single table arched triangle

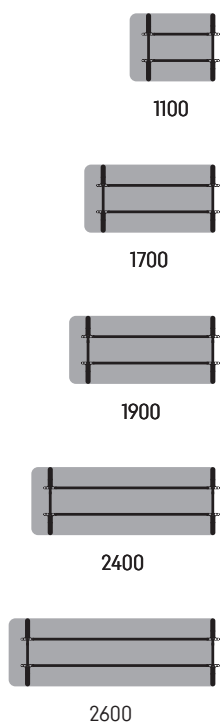


1800 x 1800 x 1800

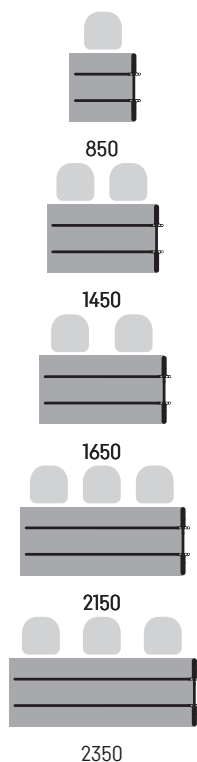
# Sedus mastermind

## ► Programme overview

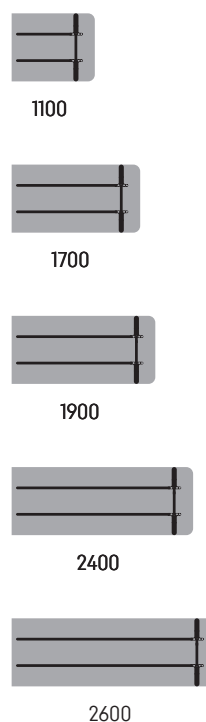
### Starting elements [4 legs]



### Extension elements [2 legs]



### End elements [2 legs]



Illustrations with depth 900  
(Elements also available with depth 800 and 1200)

When ordering please note the order:  
1. Starting elements  
2. Extension elements  
3. End elements

With closed modular systems only  
angular and extension elements are  
needed.

Modules not suitable for long side  
linking.

### Angular elements for depths:

800

#### 90° [3 legs]



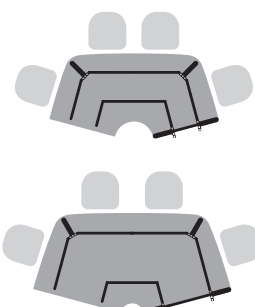
900



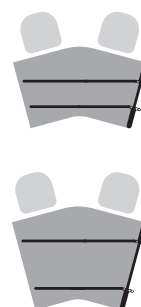
1200



#### 150° [4 legs]



#### 30° [2 legs]



### Configuration examples

Table top depth 900 (12 seats),  
4180 x 3930

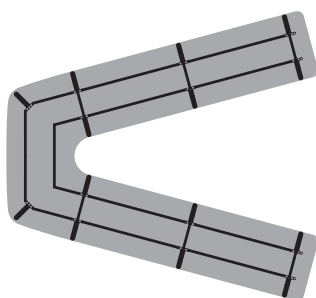


Table top depth 1200 (13 seats),  
5000 x 3950

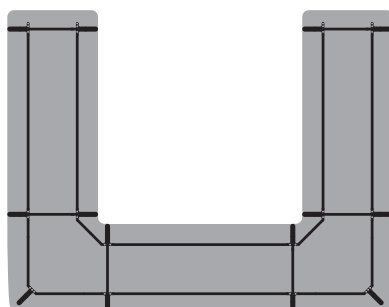
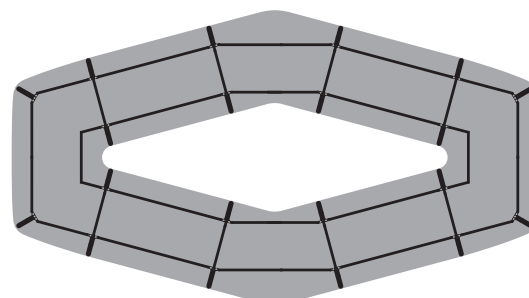


Table top depth 1200 (20 seats),  
7000 x 387




# Sedus mastermind

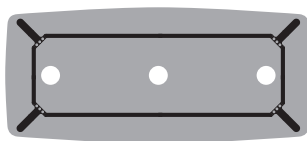
## ► Positions for electrification

### Single tables

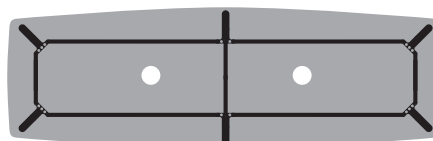
Rectangle, centred [6122]



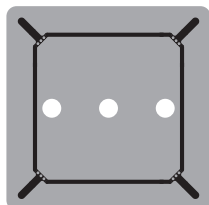
Boat shape [1642], centred [6122]



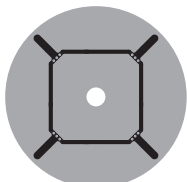
Boat shape [1645/1654], centred [6122]



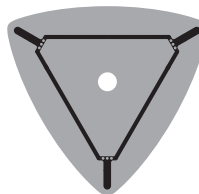
Square, centred [6122]



Circle, centred [6122]



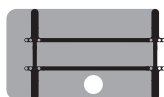
Arched triangle, centred [6122]



### Modular systems

#### Starting element

Depth 800 mm  
towards the outside [6123]



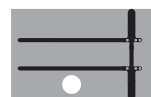
#### Extension element

Depth 800 mm  
up to table width 850 mm  
towards the outside [6123]



#### End element

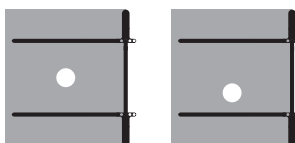
Depth 800 mm  
towards the outside [6123]



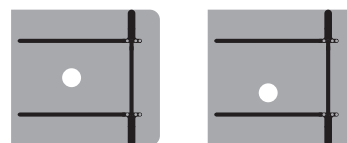
Depth 900/1200 mm  
centred [6122] / towards the outside [6123]



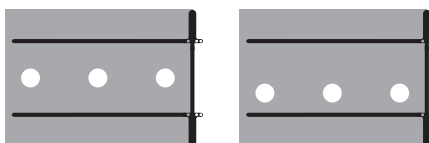
Depth 900/1200 mm  
up to table width 850 mm  
centred [6122] / towards the outside [6123]



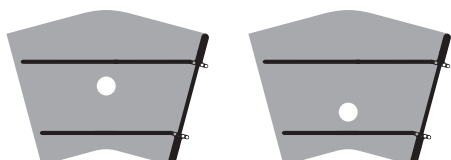
Depth 900/1200 mm  
centred [6122] / towards the outside [6123]



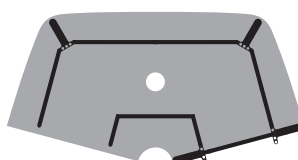
Depth 900/1200 mm  
from table width 1450 mm  
centred [6122] / towards the outside [6123]



Angular element 30°  
centred [6122] / towards the outside [6123]








Angular element 150°  
centred [6122]



# Sedus mastermind

## ► Single tables mm-3\*\*\*

	Code	Melamine	B1 Version K74	likewood	HPL II	Veneer I	Veneer II	Veneer III	Linoleum
	<b>mm-3000 Square</b>								
	<b>1200x1200</b>	1090	1.453,-	1.506,-	1.515,-	1.933,-	1.905,-	1.933,-	2.128,-
	<b>1800x1800</b>	1145	1.746,-	1.866,-	1.887,-	2.750,-	2.682,-	2.750,-	3.187,-
	<b>mm-3000 Rectangle</b>								
	<b>1800x1000</b>	1080	1.515,-	1.581,-	1.592,-	2.081,-	2.054,-	2.081,-	2.331,-
	<b>2000x1000</b>	1081	1.553,-	1.626,-	1.639,-	2.175,-	2.143,-	2.175,-	2.453,-
	<b>2400x1000</b>	1082	1.631,-	1.720,-	1.735,-	2.353,-	2.300,-	2.353,-	2.682,-
	<b>2600x1000</b>	1084	1.693,-	1.790,-	1.806,-	2.487,-	2.440,-	2.487,-	2.858,-
	<b>2000x1200</b>	1098	1.618,-	1.705,-	1.720,-	2.331,-	2.284,-	2.331,-	2.655,-
	<b>2400x1200</b>	1100	1.702,-	1.807,-	1.824,-	2.535,-	2.487,-	2.535,-	2.937,-
	<b>2600x1200</b>	1104	1.770,-	1.888,-	1.907,-	2.696,-	2.632,-	2.696,-	3.138,-
	<b>mm-3000 Boat shape</b>								
	<b>2600x1050/1200</b>	1642	2.020,-	2.132,-	2.150,-	3.124,-	3.061,-	3.124,-	3.589,-
	<b>3850x1050/1250</b>	1645	2.632,-	2.811,-	2.840,-	4.034,-	3.939,-	4.034,-	4.683,-
	<b>5200x1050/1300</b>	1654	3.458,-	3.704,-		5.104,-	4.997,-	5.104,-	5.950,-
	<b>mm-3720 Circle</b>								
	<b>Ø 1300</b>	1425	1.336,-	1.397,-	1.408,-	1.926,-	1.898,-	1.926,-	2.161,-
	<b>Ø 1600</b>	1432	1.599,-	1.693,-	1.710,-	2.501,-	2.453,-	2.501,-	2.852,-
	<b>mm-3730 Arched triangle</b>								
	<b>1800x1800x1800</b>	1850	1.472,-	1.593,-	1.613,-	2.382,-	2.328,-	2.382,-	2.792,-



# Sedus mastermind

## ► Single tables mm-3\*\*\*

### Frame options

Table legs, steel, clear white	■	7901-158	
Table legs, steel, white aluminium	□	7901-119	
Table legs, steel, black	□	7901-24	
Table legs, steel, chromed	□	7901-236	180,-
Table legs, steel, chromed for code 1645/1654	□	7901-236	272,-
Table legs, steel, chromed for code 1850	□	7901-236	140,-
Table legs, wood, beech light natural	□	7904-B25	272,-
Table legs, wood, beech light natural for code 1645/1654	□	7904-B25	412,-
Table legs, wood, beech light natural for code 1850	□	7904-B25	207,-
Table legs, wood, oak natural	□	7904-C11	331,-
Table legs, wood, oak natural for code 1645/1654	□	7904-C11	496,-
Table legs, wood, oak natural for code 1850	□	7904-C11	249,-

### Electrification

Round grommet with square cover (Ø 70 mm), neutral white, white aluminium, black {134,232,24}, surcharge per position	□	11	36,-
Cable grommet large (250 x 90 mm), neutral white, white aluminium, black {134,232,24}, surcharge per position	□	13	144,-
Cable grommet large (250 x 90 mm), chrome-plated {236}, surcharge per position	□	13-236	370,-
Round grommet with brushes, chrome-plated {236}, surcharge per position	□	14	90,-
Grommet turn (2 x 250 mm x 90 mm) with split opening for access from both user sides; neutral white, white aluminium, black {134,232,24}, surcharge per position	□	15	192,-
Preparation for socket module Power Frame 3-socket, socket module frame, neutral white, white aluminium, black {134,232,24}, surcharge per position	□	17	154,-
E-Box Teamtable	□	18	515,-
Preparation for socket module Netbox Turn Comfort 3-socket, surcharge per position	□	101	75,-
Preparation for socket module Netbox Turn Comfort 6-socket, surcharge per position	□	102	75,-
Preparation for socket module Point, surcharge per position	□	103	6,-
Preparation for wireless charger not visible, surcharge per position	□	104	6,-
Preparation for socket module Coni 3-socket, surcharge per position	□	106	75,-
Preparation for socket module Coni 6-socket, surcharge per position	□	107	75,-
Preparation for wireless charger visible (Ø 60,5 mm), surcharge per position	□	112	6,-
Preparation for socket module Pix 1-socket, surcharge per position	□	113	6,-
Preparation for socket module Pix 2-socket, surcharge per position	□	114	12,-
Preparation for socket module Pix 3-socket, surcharge per position	□	115	18,-

### Position of the table top cut-out

Centred	□	6122	
---------	---	------	--

### Cable tray

Cable tray set 01 for code 1080, 1642	□	KA	88,-
Cable tray set 04 for code 1654	□	KA	253,-
Cable tray set 05 for code 1081, 1098	□	KA	160,-
Cable tray set 06 for code 1082, 1084, 1100, 1104	□	KA	160,-
Cable tray set 11 for code 1645	□	KA	177,-

### Electrification:

You can see the positioning of the electrification on the table top on the page 'Positions for electrification'. From the "power & data" price list you can choose the built-in socket module and the charger. Boat shaped single tables (code 1645 and 1654) have two positions for electrification, one in each half of the table top.

### Cable tray set:

A cable tray set may consist of cable trays of various lengths. Please find information on the dimensions of the individual cable trays on the page 'mastermind Accessories'.

### Surfaces:


Models mm-3000/1145, mm-3720/1432 and mm-3730/1850: HPL surface on request


Boat-shaped table mm-3000/1654: melamine likewood oak on request


Information on the surface finishes can be found in the surface matrix on the 'Surfaces' page.


# Sedus mastermind

► Modules depth 800 mm-3\*\*\*

	Code	Melamine	B1 Version K74	likewood	HPL II	Veneer I	Veneer II	Veneer III	Linoleum
	<b>mm-3550 Starting element</b>								
	<b>1100x800</b>	1020	1.383,-	1.416,-	1.422,-	1.833,-	1.810,-	1.833,-	1.973,-
	<b>1700x800</b>	1032	1.490,-	1.541,-	1.551,-	2.054,-	2.020,-	2.054,-	2.251,-
	<b>1900x800</b>	1040	1.523,-	1.579,-	1.588,-	2.116,-	2.081,-	2.116,-	2.345,-
	<b>2400x800</b>	1042	1.618,-	1.688,-	1.701,-	2.271,-	2.238,-	2.271,-	2.547,-
	<b>2600x800</b>	1047	1.872,-	1.949,-	1.962,-	2.562,-	2.535,-	2.562,-	2.858,-

	<b>mm-3510 Extension element</b>								
	<b>850x800</b>	1016	970,-	995,-	1.001,-	1.197,-	1.171,-	1.197,-	1.299,-
	<b>1450x800</b>	1026	1.072,-	1.114,-	1.122,-	1.435,-	1.413,-	1.435,-	1.599,-
	<b>1650x800</b>	1031	1.117,-	1.167,-	1.176,-	1.506,-	1.485,-	1.506,-	1.694,-
	<b>2150x800</b>	1041	1.205,-	1.267,-	1.278,-	1.685,-	1.654,-	1.685,-	1.919,-
	<b>2350x800</b>	1048	1.461,-	1.529,-	1.541,-	1.987,-	1.960,-	1.987,-	2.251,-

	<b>mm-3560 End element</b>								
	<b>1100x800</b>	1020	994,-	1.028,-	1.034,-	1.446,-	1.423,-	1.446,-	1.586,-
	<b>1700x800</b>	1032	1.104,-	1.153,-	1.162,-	1.660,-	1.634,-	1.660,-	1.866,-
	<b>1900x800</b>	1040	1.135,-	1.192,-	1.202,-	1.724,-	1.694,-	1.724,-	1.960,-
	<b>2400x800</b>	1042	1.230,-	1.299,-	1.310,-	1.877,-	1.850,-	1.877,-	2.161,-
	<b>2600x800</b>	1047	1.485,-	1.562,-	1.574,-	2.176,-	2.142,-	2.176,-	2.470,-

	<b>mm-3580 Angular element</b>								
	<b>90°/925</b>	3416	1.276,-	1.324,-	1.331,-	1.855,-	1.820,-	1.855,-	2.037,-

# Sedus mastermind

## ► Modules depth 800 mm-3\*\*\*

### Frame options

Table legs, steel, clear white	■	7901-158	
Table legs, steel, white aluminium	□	7901-119	
Table legs, steel, black	□	7901-24	
Table legs, steel, chromed for mm-3550	□	7901-236	180,-
Table legs, steel, chromed for mm-3510, mm-3560	□	7901-236	93,-
Table legs, steel, chromed for mm-3580	□	7901-236	140,-
Table legs, wood, beech light natural for mm-3550	□	7904-B25	272,-
Table legs, wood, beech light natural for mm-3510, mm-3560	□	7904-B25	139,-
Table legs, wood, beech light natural for mm-3580	□	7904-B25	207,-
Table legs, wood, oak natural for mm-3550	□	7904-C11	331,-
Table legs, wood, oak natural for mm-3510, mm-3560	□	7904-C11	164,-
Table legs, wood, oak natural for mm-3580	□	7904-C11	249,-

### Electrification

Round grommet with square cover (Ø 70 mm), neutral white, white aluminium, black {134,232,24}, surcharge per position	□	11	36,-
Cable grommet large (250 x 90 mm), neutral white, white aluminium, black {134,232,24}, surcharge per position	□	13	144,-
Cable grommet large (250 x 90 mm), chrome-plated {236}, surcharge per position	□	13-236	370,-
Round grommet with brushes, chrome-plated {236}, surcharge per position	□	14	90,-
Grommet turn (2 x 250 mm x 90 mm) with split opening for access from both user sides; neutral white, white aluminium, black {134,232,24}, surcharge per position	□	15	192,-
Preparation for socket module Power Frame 3-socket, socket module frame, neutral white, white aluminium, black {134,232,24}, surcharge per position	□	17	154,-
E-Box Teamtable	□	18	515,-
Preparation for socket module Netbox Turn Comfort 3-socket, surcharge per position	□	101	75,-
Preparation for socket module Netbox Turn Comfort 6-socket, surcharge per position	□	102	75,-
Preparation for socket module Point, surcharge per position	□	103	6,-
Preparation for wireless charger not visible, surcharge per position	□	104	6,-
Preparation for socket module Coni 3-socket, surcharge per position	□	106	75,-
Preparation for socket module Coni 6-socket, surcharge per position	□	107	75,-
Preparation for wireless charger visible (Ø 60,5 mm), surcharge per position	□	112	6,-
Preparation for socket module Pix 1-socket, surcharge per position	□	113	6,-
Preparation for socket module Pix 2-socket, surcharge per position	□	114	12,-
Preparation for socket module Pix 3-socket, surcharge per position	□	115	18,-

### Position of the table top cut-out

Towards the outside	□	6123	
---------------------	---	------	--

### Modesty panel

Modesty panel 01 for code 1016, 1020	□	J	173,-
Modesty panel 02 for code 1026, 1032	□	J	245,-
Modesty panel 03 for code 1031, 1040	□	J	271,-
Modesty panel 04 for code 1041, 1042	□	J	377,-
Modesty panel 05 for code 1047, 1048	□	J	434,-

### Cable tray

Cable tray set 02 for code 1016, 1020	□	KA	82,-
Cable tray set 05 for code 1026, 1032	□	KA	160,-
Cable tray set 06 for code 1031, 1040	□	KA	160,-
Cable tray set 07 for code 1041, 1042	□	KA	207,-
Cable tray set 08 for code 1047, 1048	□	KA	207,-
Cable tray set 10 for code 3416	□	KA	63,-

### Electrification:

You can see the positioning of the electrification on the table top on the page 'Positions for electrification'. From the "power & data" price list you can choose the built-in socket module and the charger. With the 90° angular element no electrification can be selected.

### Cable tray set/modesty panel:


A cable tray set may consist of cable trays/modesty panels of various lengths. Please find information on the dimensions of the individual cable trays on the page 'mastermind Accessories'.


### Surfaces:


Information on the surface finishes can be found in the surface matrix on the 'Surfaces' page.


# Sedus mastermind


► Modules depth 900 mm-3\*\*\*


	Code	Melamine	B1 Version K74	likewood	HPL II	Veneer I	Veneer II	Veneer III	Linoleum
	<b>mm-3550 Starting element</b>								
	<b>1100x900</b>	1050	1.399,-	1.434,-	1.440,-	1.888,-	1.872,-	1.888,-	2.043,-
	<b>1700x900</b>	1059	1.523,-	1.579,-	1.588,-	2.116,-	2.081,-	2.116,-	2.331,-
	<b>1900x900</b>	1061	1.553,-	1.616,-	1.626,-	2.190,-	2.162,-	2.190,-	2.424,-
	<b>2400x900</b>	1066	1.656,-	1.735,-	1.748,-	2.345,-	2.307,-	2.345,-	2.642,-
	<b>2600x900</b>	1072	1.911,-	1.997,-	2.012,-	2.642,-	2.602,-	2.642,-	2.959,-

	<b>mm-3510 Extension element</b>								
	<b>850x900</b>	1044	989,-	1.016,-	1.021,-	1.235,-	1.218,-	1.235,-	1.352,-
	<b>1450x900</b>	1056	1.097,-	1.143,-	1.152,-	1.490,-	1.467,-	1.490,-	1.671,-
	<b>1650x900</b>	1058	1.142,-	1.197,-	1.206,-	1.578,-	1.546,-	1.578,-	1.779,-
	<b>2150x900</b>	1067	1.235,-	1.305,-	1.318,-	1.748,-	1.716,-	1.748,-	2.014,-
	<b>2350x900</b>	1073	1.490,-	1.569,-	1.582,-	2.061,-	2.027,-	2.061,-	2.369,-

	<b>mm-3560 End element</b>								
	<b>1100x900</b>	1050	1.003,-	1.040,-	1.046,-	1.490,-	1.477,-	1.490,-	1.647,-
	<b>1700x900</b>	1059	1.127,-	1.181,-	1.191,-	1.716,-	1.685,-	1.716,-	1.931,-
	<b>1900x900</b>	1061	1.158,-	1.221,-	1.233,-	1.797,-	1.764,-	1.797,-	2.028,-
	<b>2400x900</b>	1066	1.259,-	1.339,-	1.352,-	1.953,-	1.912,-	1.953,-	2.243,-
	<b>2600x900</b>	1072	1.514,-	1.600,-	1.617,-	2.243,-	2.206,-	2.243,-	2.563,-

	<b>mm-3570 Angular element</b>								
	<b>30°/1775/1070</b>	3102	1.189,-	1.258,-	1.269,-	1.824,-	1.797,-	1.824,-	2.094,-

	<b>mm-3580 Angular element</b>								
	<b>90°/1125</b>	3426	1.371,-	1.418,-	1.425,-	2.024,-	1.992,-	2.024,-	2.275,-

	<b>mm-3590 Angular element</b>								
	<b>150°/2335/1155</b>	3516	2.190,-	2.290,-	2.307,-	3.077,-	3.031,-	3.077,-	3.518,-

# Sedus mastermind

## ► Modules depth 900 mm-3\*\*\*

### Frame options

Table legs, steel, clear white	■	7901-158	
Table legs, steel, white aluminium	□	7901-119	
Table legs, steel, black	□	7901-24	
Table legs, steel, chromed for mm-3550, mm-3590	□	7901-236	180,-
Table legs, steel, chromed for mm-3510, mm-3560, mm-3570	□	7901-236	93,-
Table legs, steel, chromed for mm-3580	□	7901-236	140,-
Table legs, wood, beech light natural for mm-3550, mm-3590	□	7904-B25	272,-
Table legs, wood, beech light natural for mm-3510, mm-3560, mm-3570	□	7904-B25	139,-
Table legs, wood, beech light natural for mm-3580	□	7904-B25	207,-
Table legs, wood, oak natural for mm-3550, mm-3590	□	7904-C11	331,-
Table legs, wood, oak natural for mm-3510, mm-3560, mm-3570	□	7904-C11	164,-
Table legs, wood, oak natural for mm-3580	□	7904-C11	249,-

### Electrification

Round grommet with square cover (Ø 70 mm), neutral white, white aluminium, black {134,232,24}, surcharge per position	□	11	36,-
Cable grommet large (250 x 90 mm), neutral white, white aluminium, black {134,232,24}, surcharge per position	□	13	144,-
Cable grommet large (250 x 90 mm), chrome-plated {236}, surcharge per position	□	13-236	370,-
Round grommet with brushes, chrome-plated {236}, surcharge per position	□	14	90,-
Grommet turn (2 x 250 mm x 90 mm) with split opening for access from both user sides; neutral white, white aluminium, black {134,232,24}, surcharge per position	□	15	192,-
Preparation for socket module Power Frame 3-socket, socket module frame, neutral white, white aluminium, black {134,232,24}, surcharge per position	□	17	154,-
E-Box Teamtable	□	18	515,-
Preparation for socket module Netbox Turn Comfort 3-socket, surcharge per position	□	101	75,-
Preparation for socket module Netbox Turn Comfort 6-socket, surcharge per position	□	102	75,-
Preparation for socket module Point, surcharge per position	□	103	6,-
Preparation for wireless charger not visible, surcharge per position	□	104	6,-
Preparation for socket module Coni 3-socket, surcharge per position	□	106	75,-
Preparation for socket module Coni 6-socket, surcharge per position	□	107	75,-
Preparation for wireless charger visible (Ø 60,5 mm), surcharge per position	□	112	6,-
Preparation for socket module Pix 1-socket, surcharge per position	□	113	6,-
Preparation for socket module Pix 2-socket, surcharge per position	□	114	12,-
Preparation for socket module Pix 3-socket, surcharge per position	□	115	18,-

### Position of the table top cut-out

Centred	□	6122
Towards the outside	□	6123

### Modesty panel

Modesty panel 01 for code 1044, 1050	□	J	173,-
Modesty panel 02 for code 1056, 1059, 3102	□	J	245,-
Modesty panel 03 for code 1058, 1061	□	J	271,-
Modesty panel 04 for code 1066, 1067	□	J	377,-
Modesty panel 05 for code 1072, 1073	□	J	434,-

### Cable tray

Cable tray set 02 for code 1044, 1050	□	KA	82,-
Cable tray set 05 for code 1056, 1059	□	KA	160,-
Cable tray set 06 for code 1058, 1061, 3516	□	KA	160,-
Cable tray set 07 for code 1066, 1067	□	KA	207,-
Cable tray set 08 for code 1072, 1073	□	KA	207,-
Cable tray set 09 for code 3102	□	KA	160,-
Cable tray set 10 for code 3426	□	KA	63,-

### Electrification:

You can see the positioning of the electrification on the table top on the page 'Positions for electrification'. For the 150° angular element the position of the electrification is always towards the outside. From the "power & data" price list you can choose the built-in socket module and the charger. With the 90° angular element no electrification can be selected.

### Cable tray set/modesty panel:


A set may consist of cable trays/modesty panels of various lengths. Please find information on the dimensions of the individual cable trays on the page 'mastermind Accessories'.


### Surfaces:


Information on the surface finishes can be found in the surface matrix on the 'Surfaces' page.


# Sedus mastermind


► Modules depth 1200 mm-3\*\*\*


	Code	Melamine	B1 Version K74	likewood	HPL II	Veneer I	Veneer II	Veneer III	Linoleum
	<b>mm-3550 Starting element</b>								
	<b>1100x1200</b>	1096	1.462,-	1.511,-	1.518,-	2.020,-	1.997,-	2.020,-	2.223,-
	<b>1700x1200</b>	1097	1.599,-	1.676,-	1.688,-	2.271,-	2.228,-	2.271,-	2.547,-
	<b>1900x1200</b>	1102	1.631,-	1.716,-	1.730,-	2.337,-	2.300,-	2.337,-	2.650,-
	<b>2400x1200</b>	1107	1.746,-	1.852,-	1.871,-	2.517,-	2.479,-	2.517,-	2.891,-
	<b>2600x1200</b>	1112	2.012,-	2.125,-	2.145,-	2.820,-	2.774,-	2.820,-	3.226,-

	<b>mm-3510 Extension element</b>								
	<b>850x1200</b>	1091	1.023,-	1.063,-	1.070,-	1.343,-	1.328,-	1.343,-	1.490,-
	<b>1450x1200</b>	1092	1.158,-	1.222,-	1.234,-	1.640,-	1.617,-	1.640,-	1.877,-
	<b>1650x1200</b>	1094	1.197,-	1.268,-	1.282,-	1.709,-	1.678,-	1.709,-	1.973,-
	<b>2150x1200</b>	1099	1.243,-	1.339,-	1.355,-	1.779,-	1.742,-	1.779,-	2.040,-
	<b>2350x1200</b>	1103	1.571,-	1.674,-	1.692,-	2.271,-	2.206,-	2.271,-	2.611,-

	<b>mm-3560 End element</b>								
	<b>1100x1200</b>	1096	1.056,-	1.104,-	1.113,-	1.617,-	1.592,-	1.617,-	1.818,-
	<b>1700x1200</b>	1097	1.197,-	1.273,-	1.286,-	1.866,-	1.824,-	1.866,-	2.142,-
	<b>1900x1200</b>	1102	1.230,-	1.313,-	1.326,-	1.931,-	1.895,-	1.931,-	2.243,-
	<b>2400x1200</b>	1107	1.343,-	1.449,-	1.467,-	2.116,-	2.075,-	2.116,-	2.485,-
	<b>2600x1200</b>	1112	1.608,-	1.721,-	1.742,-	2.414,-	2.369,-	2.414,-	2.819,-

	<b>mm-3570 Angular element</b>								
	<b>30°/1775/1355</b>	3101	1.158,-	1.246,-	1.261,-	1.980,-	1.931,-	1.980,-	2.324,-

	<b>mm-3580 Angular element</b>								
	<b>90°/1325</b>	3431	1.450,-	1.513,-	1.524,-	2.318,-	2.275,-	2.318,-	2.693,-

	<b>mm-3590 Angular element</b>								
	<b>150°/2630/1325</b>	3515	2.261,-	2.388,-	2.411,-	3.264,-	3.200,-	3.264,-	3.792,-

# Sedus mastermind

► Modules depth 1200 mm-3\*\*\*

## Frame options

Table legs, steel, clear white	■	7901-158	
Table legs, steel, white aluminium	□	7901-119	
Table legs, steel, black	□	7901-24	
Table legs, steel, chromed for mm-3550, mm-3590	□	7901-236	180,-
Table legs, steel, chromed for mm-3510, mm-3560, mm-3570	□	7901-236	93,-
Table legs, steel, chromed for mm-3580	□	7901-236	140,-
Table legs, wood, beech light natural for mm-3550, mm-3590	□	7904-B25	272,-
Table legs, wood, beech light natural for mm-3510, mm-3560, mm-3570	□	7904-B25	139,-
Table legs, wood, beech light natural for mm-3580	□	7904-B25	207,-
Table legs, wood, oak natural for mm-3550, mm-3590	□	7904-C11	331,-
Table legs, wood, oak natural for mm-3510, mm-3560, mm-3570	□	7904-C11	164,-
Table legs, wood, oak natural for mm-3580	□	7904-C11	249,-

## Electrification

Round grommet with square cover (Ø 70 mm), neutral white, white aluminium, black {134,232,24}, surcharge per position	□	11	36,-
Cable grommet large (250 x 90 mm), neutral white, white aluminium, black {134,232,24}, surcharge per position	□	13	144,-
Cable grommet large (250 x 90 mm), chrome-plated {236}, surcharge per position	□	13-236	370,-
Round grommet with brushes, chrome-plated {236}, surcharge per position	□	14	90,-
Grommet turn (2 x 250 mm x 90 mm) with split opening for access from both user sides; neutral white, white aluminium, black {134,232,24}, surcharge per position	□	15	192,-
Preparation for socket module Power Frame 3-socket, socket module frame, neutral white, white aluminium, black {134,232,24}, surcharge per position	□	17	154,-
E-Box Teamtable	□	18	515,-
Preparation for socket module Netbox Turn Comfort 3-socket, surcharge per position	□	101	75,-
Preparation for socket module Netbox Turn Comfort 6-socket, surcharge per position	□	102	75,-
Preparation for socket module Point, surcharge per position	□	103	6,-
Preparation for wireless charger not visible, surcharge per position	□	104	6,-
Preparation for socket module Coni 3-socket, surcharge per position	□	106	75,-
Preparation for socket module Coni 6-socket, surcharge per position	□	107	75,-
Preparation for wireless charger visible (Ø 60,5 mm), surcharge per position	□	112	6,-
Preparation for socket module Pix 1-socket, surcharge per position	□	113	6,-
Preparation for socket module Pix 2-socket, surcharge per position	□	114	12,-
Preparation for socket module Pix 3-socket, surcharge per position	□	115	18,-

## Position of the table top cut-out

Centred	□	6122
Towards the outside	□	6123

## Modesty panel

Modesty panel 01 for code 1091, 1096	□	J	173,-
Modesty panel 02 for code 1092, 1097	□	J	245,-
Modesty panel 03 for code 1094, 1102	□	J	271,-
Modesty panel 04 for code 1099, 1107	□	J	377,-
Modesty panel 05 for code 1103, 1112	□	J	434,-
Modesty panel 06 for code 3101	□	J	216,-

## Cable tray

Cable tray set 02 for code 1091, 1096	□	KA	82,-
Cable tray set 05 for code 1092, 1097	□	KA	160,-
Cable tray set 06 for code 1094, 1102	□	KA	160,-
Cable tray set 07 for code 1099, 1107	□	KA	207,-
Cable tray set 08 for code 1103, 1112	□	KA	207,-
Cable tray set 09 for code 3101, 3515	□	KA	160,-
Cable tray set 10 for code 3431	□	KA	63,-

## Electrification:

You can see the positioning of the electrification on the table top on the page 'Positions for electrification'. For the 150° angular element the position of the electrification is always towards the outside. From the "power & data" price list you can choose the built-in socket module and the charger. With the 90° angular element no electrification can be selected.

## Cable tray set/modesty panel:






A set may consist of cable trays/modesty panels of various lengths. Please find information on the dimensions of the individual cable trays on the page 'mastermind Accessories'.

## Surfaces:

Information on the surface finishes can be found in the surface matrix on the 'Surfaces' page.

# Sedus mastermind

► Single tables with shaped edges mm-6\*\*\*

	Code	Veneer I	Veneer II	Veneer III	Linoleum
	<b>mm-6000 Square</b>				
	<b>1200x1200</b>	1090	2.315,-	2.345,-	2.542,-
	<b>1800x1800</b>	1145	3.393,-	3.463,-	3.899,-
	<b>mm-6000 Rectangle</b>				
	<b>1800x1000</b>	1080	2.547,-	2.578,-	2.827,-
	<b>2000x1000</b>	1081	2.671,-	2.704,-	2.983,-
	<b>2400x1000</b>	1082	2.922,-	2.977,-	3.300,-
	<b>2600x1000</b>	1084	3.124,-	3.171,-	3.543,-
	<b>2000x1200</b>	1098	2.881,-	2.930,-	3.257,-
	<b>2400x1200</b>	1100	3.171,-	3.216,-	3.619,-
	<b>2600x1200</b>	1104	3.387,-	3.448,-	3.892,-
	<b>mm-6000 Boat shape</b>				
	<b>2600x1050/1200</b>	1642	3.948,-	4.007,-	4.473,-
	<b>3850x1050/1250</b>	1645	5.104,-	5.198,-	5.849,-
	<b>5200x1050/1300</b>	1654	6.582,-	6.690,-	7.535,-
	<b>mm-6720 Circle</b>				
	<b>Ø 1300</b>	1425	2.361,-	2.394,-	2.627,-
	<b>Ø 1600</b>	1432	3.069,-	3.115,-	3.463,-
	<b>mm-6730 Arched triangle</b>				
	<b>1800x1800x1800</b>	1850	3.001,-	3.054,-	3.469,-



# Sedus mastermind

## ► Single tables with shaped edges mm-6\*\*\*

### Frame options

Table legs, steel, clear white	■	7901-158	
Table legs, steel, white aluminium	□	7901-119	
Table legs, steel, black	□	7901-24	
Table legs, steel, chromed	□	7901-236	180,-
Table legs, steel, chromed for code 1645/1654	□	7901-236	272,-
Table legs, steel, chromed for code 1850	□	7901-236	140,-
Table legs, wood, beech light natural	□	7904-B25	272,-
Table legs, wood, beech light natural for code 1645/1654	□	7904-B25	412,-
Table legs, wood, beech light natural for code 1850	□	7904-B25	207,-
Table legs, wood, oak natural	□	7904-C11	331,-
Table legs, wood, oak natural for code 1645/1654	□	7904-C11	496,-
Table legs, wood, oak natural for code 1850	□	7904-C11	249,-

### Electrification

Round grommet with square cover (Ø 70 mm), neutral white, white aluminium, black {134,232,24}, surcharge per position	□	11	36,-
Cable grommet large (250 x 90 mm), neutral white, white aluminium, black {134,232,24}, surcharge per position	□	13	144,-
Cable grommet large (250 x 90 mm), chrome-plated {236}, surcharge per position	□	13-236	370,-
Round grommet with brushes, chrome-plated {236}, surcharge per position	□	14	90,-
Grommet turn (2 x 250 mm x 90 mm) with split opening for access from both user sides; neutral white, white aluminium, black {134,232,24}, surcharge per position	□	15	192,-
Preparation for socket module Power Frame 3-socket, socket module frame, neutral white, white aluminium, black {134,232,24}, surcharge per position	□	17	154,-
E-Box Teamtable	□	18	515,-
Preparation for socket module Netbox Turn Comfort 3-socket, surcharge per position	□	101	75,-
Preparation for socket module Netbox Turn Comfort 6-socket, surcharge per position	□	102	75,-
Preparation for socket module Point, surcharge per position	□	103	6,-
Preparation for wireless charger not visible, surcharge per position	□	104	6,-
Preparation for socket module Coni 3-socket, surcharge per position	□	106	75,-
Preparation for socket module Coni 6-socket, surcharge per position	□	107	75,-
Preparation for wireless charger visible (Ø 60,5 mm), surcharge per position	□	112	6,-
Preparation for socket module Pix 1-socket, surcharge per position	□	113	6,-
Preparation for socket module Pix 2-socket, surcharge per position	□	114	12,-
Preparation for socket module Pix 3-socket, surcharge per position	□	115	18,-

### Electrification II

Preparation for socket module Top Frame 4x, anodised, surcharge per position	□	110	75,-
Preparation for socket module Top Frame 8x, anodised, surcharge per position	□	111	75,-
Preparation for socket module Top Frame 4x, veneered, surcharge per position	□	127	75,-
Preparation for socket module Top Frame 8x, veneered, surcharge per position	□	128	75,-

### Position of the table top cut-out

Centred	□	6122	
---------	---	------	--

### Cable tray

Cable tray set 01 for code 1080, 1642	□	KA	88,-
Cable tray set 04 for code 1654	□	KA	253,-
Cable tray set 05 for code 1081, 1098	□	KA	160,-
Cable tray set 06 for code 1082, 1084, 1100, 1104	□	KA	160,-
Cable tray set 11 for code 1645	□	KA	177,-

### Shaped edges

Edge with chamfer, lacquered clear	■	6044	
Straight edge, black	□	6043	
Edge with chamfer, black	□	6045	
Lower edge rounded, black	□	6046	
Bull-nose edge, black	□	6047	

### Electrification:

You can see the positioning of the electrification on the table top on the page 'Positions for electrification'. From the "power & data" price list you can choose the built-in socket module and the charger. Boat shaped single tables (code 1645 and 1654) have two positions for electrification, one in each half of the table top.

### Cable tray set:

A cable tray set may consist of cable trays of various lengths. Please find information on the dimensions of the individual cable trays on the page 'mastermind Accessories'.


### Surfaces:


The following colours are excluded from product offer: maple natural (H11), heartwood maple natural (H12)


Information on the surface finishes can be found in the surface matrix on the 'Surfaces' page.


# Sedus mastermind

► Modules depth 800 with shaped edges mm-6\*\*\*

	Code	Veneer I	Veneer II	Veneer III	Linoleum
	<b>mm-6550</b> Starting element				
	<b>1100x800</b>	1020	2.121,-	2.143,-	2.284,-
	<b>1700x800</b>	1032	2.440,-	2.470,-	2.671,-
	<b>1900x800</b>	1040	2.542,-	2.570,-	2.805,-
	<b>2400x800</b>	1042	2.784,-	3.093,-	3.093,-
	<b>2600x800</b>	1047	3.138,-	3.463,-	3.463,-

	<b>mm-6510</b> Extension element				
	<b>850x800</b>	1016	1.430,-	1.452,-	1.553,-
	<b>1450x800</b>	1026	1.779,-	1.804,-	1.967,-
	<b>1650x800</b>	1031	1.888,-	1.912,-	2.094,-
	<b>2150x800</b>	1041	2.161,-	2.189,-	2.421,-
	<b>2350x800</b>	1048	2.517,-	2.547,-	2.813,-

	<b>mm-6560</b> End element				
	<b>1100x800</b>	1020	1.733,-	1.755,-	1.895,-
	<b>1700x800</b>	1032	2.053,-	2.081,-	2.284,-
	<b>1900x800</b>	1040	2.149,-	2.183,-	2.414,-
	<b>2400x800</b>	1042	2.395,-	2.421,-	2.704,-
	<b>2600x800</b>	1047	2.750,-	2.784,-	3.077,-

	<b>mm-6580</b> Angular element				
	<b>90°/925</b>	3416	2.182,-	2.221,-	2.418,-

# Sedus mastermind

► Modules depth 800 with shaped edges mm-6\*\*\*

## Frame options

Table legs, steel, clear white	■	7901-158	
Table legs, steel, white aluminium	□	7901-119	
Table legs, steel, black	□	7901-24	
Table legs, steel, chromed for mm-6550	□	7901-236	180,-
Table legs, steel, chromed for mm-6510, mm-6560	□	7901-236	93,-
Table legs, steel, chromed for mm-6580	□	7901-236	140,-
Table legs, wood, beech light natural for mm-6550	□	7904-B25	272,-
Table legs, wood, beech light natural for mm-6510, mm-6560	□	7904-B25	139,-
Table legs, wood, beech light natural for mm-6580	□	7904-B25	207,-
Table legs, wood, oak natural for mm-6550	□	7904-C11	331,-
Table legs, wood, oak natural for mm-6510, mm-6560	□	7904-C11	164,-
Table legs, wood, oak natural for mm-6580	□	7904-C11	249,-

## Electrification

Round grommet with square cover (Ø 70 mm), neutral white, white aluminium, black {134,232,24}, surcharge per position	□	11	36,-
Cable grommet large (250 x 90 mm), neutral white, white aluminium, black {134,232,24}, surcharge per position	□	13	144,-
Cable grommet large (250 x 90 mm), chrome-plated {236}, surcharge per position	□	13-236	370,-
Round grommet with brushes, chrome-plated {236}, surcharge per position	□	14	90,-
Grommet turn (2 x 250 mm x 90 mm) with split opening for access from both user sides; neutral white, white aluminium, black {134,232,24}, surcharge per position	□	15	192,-
Preparation for socket module Power Frame 3-socket, socket module frame, neutral white, white aluminium, black {134,232,24}, surcharge per position	□	17	154,-
E-Box Teamtable	□	18	515,-
Preparation for socket module Netbox Turn Comfort 3-socket, surcharge per position	□	101	75,-
Preparation for socket module Netbox Turn Comfort 6-socket, surcharge per position	□	102	75,-
Preparation for socket module Point, surcharge per position	□	103	6,-
Preparation for wireless charger not visible, surcharge per position	□	104	6,-
Preparation for socket module Coni 3-socket, surcharge per position	□	106	75,-
Preparation for socket module Coni 6-socket, surcharge per position	□	107	75,-
Preparation for wireless charger visible (Ø 60,5 mm), surcharge per position	□	112	6,-
Preparation for socket module Pix 1-socket, surcharge per position	□	113	6,-
Preparation for socket module Pix 2-socket, surcharge per position	□	114	12,-
Preparation for socket module Pix 3-socket, surcharge per position	□	115	18,-

## Electrification II

Preparation for socket module Top Frame 4x, anodised, surcharge per position	□	110	75,-
Preparation for socket module Top Frame 8x, anodised, surcharge per position	□	111	75,-
Preparation for socket module Top Frame 4x, veneered, surcharge per position	□	127	75,-
Preparation for socket module Top Frame 8x, veneered, surcharge per position	□	128	75,-

## Position of the table top cut-out

Towards the outside	□	6123	
---------------------	---	------	--

## Modesty panel

Modesty panel 01 for code 1016, 1020	□	J	173,-
Modesty panel 02 for code 1026, 1032	□	J	245,-
Modesty panel 03 for code 1031, 1040	□	J	271,-
Modesty panel 04 for code 1041, 1042	□	J	377,-
Modesty panel 05 for code 1047, 1048	□	J	434,-

## Cable tray

Cable tray set 02 for code 1016, 1020	□	KA	82,-
Cable tray set 05 for code 1026, 1032	□	KA	160,-
Cable tray set 06 for code 1031, 1040	□	KA	160,-
Cable tray set 07 for code 1041, 1042	□	KA	207,-
Cable tray set 08 for code 1047, 1048	□	KA	207,-
Cable tray set 10 for code 3416	□	KA	63,-

## Shaped edges

Edge with chamfer, lacquered clear	■	6044	
Straight edge, black	□	6043	
Edge with chamfer, black	□	6045	
Lower edge rounded, black	□	6046	
Bull-nose edge, black	□	6047	

## Electrification:

You can see the positioning of the electrification on the table top on the page 'Positions for electrification'. From the "power & data" price list you can choose the built-in socket module and the charger. With the 90° angular element no electrification can be selected.

## Cable tray set/modesty panel:


A set may consist of cable trays/modesty panels of various lengths. Please find information on the dimensions of the individual cable trays on the page 'mastermind Accessories'.


## Surfaces:


The following colours are excluded from product offer: maple natural (H11), heartwood maple natural (H12)  
Information on the surface finishes can be found in the surface matrix on the 'Surfaces' page.


# Sedus mastermind


► Modules depth 900 with shaped edges mm-6\*\*\*


	Code	Veneer I	Veneer II	Veneer III	Linoleum
	<b>mm-6550</b> Starting element				
	<b>1100x900</b>	1050	2.207,-	2.223,-	2.378,-
	<b>1700x900</b>	1059	2.535,-	2.562,-	2.784,-
	<b>1900x900</b>	1061	2.642,-	2.671,-	2.905,-
	<b>2400x900</b>	1066	2.891,-	2.930,-	3.226,-
	<b>2600x900</b>	1072	3.245,-	3.285,-	3.605,-

	<b>mm-6510</b> Extension element				
	<b>850x900</b>	1044	1.490,-	1.506,-	1.624,-
	<b>1450x900</b>	1056	1.859,-	1.877,-	2.061,-
	<b>1650x900</b>	1058	1.980,-	2.014,-	2.217,-
	<b>2150x900</b>	1067	2.251,-	2.284,-	2.547,-
	<b>2350x900</b>	1073	2.618,-	2.650,-	2.959,-

	<b>mm-6560</b> End element				
	<b>1100x900</b>	1050	1.811,-	1.824,-	1.980,-
	<b>1700x900</b>	1059	2.135,-	2.168,-	2.385,-
	<b>1900x900</b>	1061	2.243,-	2.277,-	2.508,-
	<b>2400x900</b>	1066	2.494,-	2.534,-	2.827,-
	<b>2600x900</b>	1072	2.852,-	2.891,-	3.208,-

	<b>mm-6570</b> Angular element				
	<b>30°/1775/1070</b>	3102	2.314,-	2.346,-	2.618,-

	<b>mm-6580</b> Angular element				
	<b>90°/1125</b>	3426	2.516,-	2.318,-	2.565,-

	<b>mm-6590</b> Angular element				
	<b>150°/2335/1155</b>	3516	3.712,-	3.761,-	4.203,-

# Sedus mastermind

► Modules depth 900 with shaped edges mm-6\*\*\*

## Frame options

Table legs, steel, clear white	■	7901-158	
Table legs, steel, white aluminium	□	7901-119	
Table legs, steel, black	□	7901-24	
Table legs, steel, chromed for mm-6550, mm-6590	□	7901-236	180,-
Table legs, steel, chromed for mm-6510, mm-6560, mm-6570	□	7901-236	93,-
Table legs, steel, chromed for mm-6580	□	7901-236	140,-
Table legs, wood, beech light natural for mm-6550, mm-6590	□	7904-B25	272,-
Table legs, wood, beech light natural for mm-6510, mm-6560, mm-6570	□	7904-B25	139,-
Table legs, wood, beech light natural for mm-6580	□	7904-B25	207,-
Table legs, wood, oak natural for mm-6550, mm-6590	□	7904-C11	331,-
Table legs, wood, oak natural for mm-mm-6510, mm-6560, mm-6570	□	7904-C11	164,-
Table legs, wood, oak natural for mm-6580	□	7904-C11	249,-

## Electrification

Round grommet with square cover (Ø 70 mm), neutral white, white aluminium, black {134,232,24}, surcharge per position	□	11	36,-
Cable grommet large (250 x 90 mm), neutral white, white aluminium, black {134,232,24}, surcharge per position	□	13	144,-
Cable grommet large (250 x 90 mm), chrome-plated {236}, surcharge per position	□	13-236	370,-
Round grommet with brushes, chrome-plated {236}, surcharge per position	□	14	90,-
Grommet turn (2 x 250 mm x 90 mm) with split opening for access from both user sides; neutral white, white aluminium, black {134,232,24}, surcharge per position	□	15	192,-
Preparation for socket module Power Frame 3-socket, socket module frame, neutral white, white aluminium, black {134,232,24}, surcharge per position	□	17	154,-
E-Box Teamtable	□	18	515,-
Preparation for socket module Netbox Turn Comfort 3-socket, surcharge per position	□	101	75,-
Preparation for socket module Netbox Turn Comfort 6-socket, surcharge per position	□	102	75,-
Preparation for socket module Point, surcharge per position	□	103	6,-
Preparation for wireless charger not visible, surcharge per position	□	104	6,-
Preparation for socket module Coni 3-socket, surcharge per position	□	106	75,-
Preparation for socket module Coni 6-socket, surcharge per position	□	107	75,-
Preparation for wireless charger visible (Ø 60,5 mm), surcharge per position	□	112	6,-
Preparation for socket module Pix 1-socket, surcharge per position	□	113	6,-
Preparation for socket module Pix 2-socket, surcharge per position	□	114	12,-
Preparation for socket module Pix 3-socket, surcharge per position	□	115	18,-

## Electrification II

Preparation for socket module Top Frame 4x, anodised, surcharge per position	□	110	75,-
Preparation for socket module Top Frame 8x, anodised, surcharge per position	□	111	75,-
Preparation for socket module Top Frame 4x, veneered, surcharge per position	□	127	75,-
Preparation for socket module Top Frame 8x, veneered, surcharge per position	□	128	75,-

## Position of the table top cut-out

Centred	□	6122
Towards the outside	□	6123

## Modesty panel

Modesty panel 01 for code 1044, 1050	□	J	173,-
Modesty panel 02 for code 1056, 1059, 3102	□	J	245,-
Modesty panel 03 for code 1058, 1061	□	J	271,-
Modesty panel 04 for code 1066, 1067	□	J	377,-
Modesty panel 05 for code 1072, 1073	□	J	434,-

## Cable tray

Cable tray set 02 for code 1044, 1050	□	KA	82,-
Cable tray set 05 for code 1056, 1059	□	KA	160,-
Cable tray set 06 for code 1058, 1061, 3516	□	KA	160,-
Cable tray set 07 for code 1066, 1067	□	KA	207,-
Cable tray set 08 for code 1072, 1073	□	KA	207,-
Cable tray set 09 for code 3102	□	KA	160,-
Cable tray set 10 for code 3426	□	KA	63,-

## Shaped edges

Edge with chamfer, lacquered clear	■	6044
Straight edge, black	□	6043
Edge with chamfer, black	□	6045
Lower edge rounded, black	□	6046
Bull-nose edge, black	□	6047

## Electrification:

You can see the positioning of the electrification on the table top on the page 'Positions for electrification'. For the 150° angular element the position of the electrification is always towards the outside. From the "power & data" price list you can choose the built-in socket module and the charger. With the 90° angular element no electrification can be selected.

## Cable tray set/modesty panel:


A set may consist of cable trays/modesty panels of various lengths. Please find information on the dimensions of the individual cable trays on the page 'mastermind Accessories'.


## Surfaces:


The following colours are excluded from product offer: maple natural (H11), heartwood maple natural (H12)  
Information on the surface finishes can be found in the surface matrix on the 'Surfaces' page.


# Sedus mastermind


► Modules depth 1200 with shaped edges mm-6\*\*\*


	Code	Veneer I	Veneer II	Veneer III	Linoleum
	<b>mm-6550</b> Starting element				
	<b>1100x1200</b>	1096	2.386,-	2.408,-	2.609,-
	<b>1700x1200</b>	1097	2.757,-	2.796,-	3.077,-
	<b>1900x1200</b>	1102	2.868,-	2.905,-	3.216,-
	<b>2400x1200</b>	1107	3.162,-	3.200,-	3.573,-
	<b>2600x1200</b>	1112	3.527,-	3.573,-	3.978,-

	<b>mm-6510</b> Extension element				
	<b>850x1200</b>	1091	1.660,-	1.678,-	1.824,-
	<b>1450x1200</b>	1092	2.081,-	2.107,-	2.346,-
	<b>1650x1200</b>	1094	2.176,-	2.206,-	2.470,-
	<b>2150x1200</b>	1099	2.258,-	2.300,-	2.563,-
	<b>2350x1200</b>	1103	2.905,-	2.967,-	3.308,-

	<b>mm-6560</b> End element				
	<b>1100x1200</b>	1096	1.980,-	2.007,-	2.206,-
	<b>1700x1200</b>	1097	2.353,-	2.395,-	2.670,-
	<b>1900x1200</b>	1102	2.463,-	2.502,-	2.813,-
	<b>2400x1200</b>	1107	2.757,-	2.796,-	3.171,-
	<b>2600x1200</b>	1112	3.125,-	3.171,-	3.573,-

	<b>mm-6570</b> Angular element				
	<b>30°/1775/1355</b>	3101	2.369,-	2.414,-	2.757,-

	<b>mm-6580</b> Angular element				
	<b>90°/1325</b>	3431	2.644,-	2.693,-	3.065,-

	<b>mm-6590</b> Angular element				
	<b>150°/2630/1325</b>	3515	3.978,-	4.039,-	4.569,-

# Sedus mastermind

► Modules depth 1200 with shaped edges mm-6\*\*\*

## Frame options

Table legs, steel, clear white	■	7901-158	
Table legs, steel, white aluminium	□	7901-119	
Table legs, steel, black	□	7901-24	
Table legs, steel, chromed for mm-6550, mm-6590	□	7901-236	180,-
Table legs, steel, chromed for mm-6510, mm-6560, mm-6570	□	7901-236	93,-
Table legs, steel, chromed for mm-6580	□	7901-236	140,-
Table legs, wood, beech light natural for mm-6550, mm-6590	□	7904-B25	272,-
Table legs, wood, beech light natural for mm-6510, mm-6560, mm-6570	□	7904-B25	139,-
Table legs, wood, beech light natural for mm-6580	□	7904-B25	207,-
Table legs, wood, oak natural for mm-6550, mm-6590	□	7904-C11	331,-
Table legs, wood, oak natural for mm-mm-6510, mm-6560, mm-6570	□	7904-C11	164,-
Table legs, wood, oak natural for mm-6580	□	7904-C11	249,-

## Electrification

Round grommet with square cover (Ø 70 mm), neutral white, white aluminium, black {134,232,24}, surcharge per position	□	11	36,-
Cable grommet large (250 x 90 mm), neutral white, white aluminium, black {134,232,24}, surcharge per position	□	13	144,-
Cable grommet large (250 x 90 mm), chrome-plated {236}, surcharge per position	□	13-236	370,-
Round grommet with brushes, chrome-plated {236}, surcharge per position	□	14	90,-
Grommet turn (2 x 250 mm x 90 mm) with split opening for access from both user sides; neutral white, white aluminium, black {134,232,24}, surcharge per position	□	15	192,-
Preparation for socket module Power Frame 3-socket, socket module frame, neutral white, white aluminium, black {134,232,24}, surcharge per position	□	17	154,-
E-Box Teamtable	□	18	515,-
Preparation for socket module Netbox Turn Comfort 3-socket, surcharge per position	□	101	75,-
Preparation for socket module Netbox Turn Comfort 6-socket, surcharge per position	□	102	75,-
Preparation for socket module Point, surcharge per position	□	103	6,-
Preparation for wireless charger not visible, surcharge per position	□	104	6,-
Preparation for socket module Coni 3-socket, surcharge per position	□	106	75,-
Preparation for socket module Coni 6-socket, surcharge per position	□	107	75,-
Preparation for wireless charger visible (Ø 60,5 mm), surcharge per position	□	112	6,-
Preparation for socket module Pix 1-socket, surcharge per position	□	113	6,-
Preparation for socket module Pix 2-socket, surcharge per position	□	114	12,-
Preparation for socket module Pix 3-socket, surcharge per position	□	115	18,-

## Electrification II

Preparation for socket module Top Frame 4x, anodised, surcharge per position	□	110	75,-
Preparation for socket module Top Frame 8x, anodised, surcharge per position	□	111	75,-
Preparation for socket module Top Frame 4x, veneered, surcharge per position	□	127	75,-
Preparation for socket module Top Frame 8x, veneered, surcharge per position	□	128	75,-

## Position of the table top cut-out

Centred	□	6122
Towards the outside	□	6123

## Modesty panel

Modesty panel 01 for code 1091, 1096	□	J	173,-
Modesty panel 02 for code 1092, 1097	□	J	245,-
Modesty panel 03 for code 1094, 1102	□	J	271,-
Modesty panel 04 for code 1099, 1107	□	J	377,-
Modesty panel 05 for code 1103, 1112	□	J	434,-
Modesty panel 06 for code 3101	□	J	216,-

## Cable tray

Cable tray set 02 for code 1091, 1096	□	KA	82,-
Cable tray set 05 for code 1092, 1097	□	KA	160,-
Cable tray set 06 for code 1094, 1102	□	KA	160,-
Cable tray set 07 for code 1099, 1107	□	KA	207,-
Cable tray set 08 for code 1103, 1112	□	KA	207,-
Cable tray set 09 for code 3101, 3515	□	KA	160,-
Cable tray set 10 for code 3431	□	KA	63,-

## Shaped edges

Edge with chamfer, lacquered clear	■	6044
Straight edge, black	□	6043
Edge with chamfer, black	□	6045
Lower edge rounded, black	□	6046
Bull-nose edge, black	□	6047

## Electrification:

You can see the positioning of the electrification on the table top on the page 'Positions for electrification'. For the 150° angular element the position of the electrification is always towards the outside. From the "power & data" price list you can choose the built-in socket module and the charger. With the 90° angular element no electrification can be selected.

## Cable tray set/modesty panel:

A set may consist of cable trays/modesty panels of various lengths. Please find information on the dimensions of the individual cable trays on the page 'mastermind Accessories'.

## Surfaces:

The following colours are excluded from product offer: maple natural (H11), heartwood maple natural (H12)  
Information on the surface finishes can be found in the surface matrix on the 'Surfaces' page.

# Sedus mastermind

## ► Accessories



mm-0000/8013  
Vertical cable  
management

120,-



mm-0000/8016  
Chimney

276,-



mm-0000/8019  
Cable holder (set of 5)

16,-



mm-0000/7111  
Modesty panel



mm-0000/78\*\*  
Cable tray



# Sedus mastermind

## ► Accessories

### Modesty panel

Modesty panel 01 for code 1016, 1020, 1044, 1050, 1091, 1096 (1 x 710/350 mm)	□ 7111	173,-
Modesty panel 02 for code 1026, 1032, 1056, 1059, 1092, 1097, 3102 (1 x 1310/350 mm)	□ 7111	245,-
Modesty panel 03 for code 1031, 1040, 1058, 1061, 1094, 1102 (1 x 1510/350 mm)	□ 7111	271,-
Modesty panel 04 for code 1041, 1042, 1066, 1067, 1099, 1107 (2 x 990/350 mm)	□ 7111	377,-
Modesty panel 05 for code 1047, 1048, 1072, 1073, 1103, 1112 (2 x 1090/350 mm)	□ 7111	434,-
Modesty panel 06 for code 3101 (1 x 1140/350 mm)	□ 7111	216,-

### Cable tray

Cable tray single, length 240 mm	□ 7819	56,-
Cable tray single, length 340 mm	□ 7820	63,-
Cable tray single, length 640 mm	□ 7821	82,-
Cable tray single, length 740 mm	□ 7822	88,-
Cable tray set 01 for code 1080, 1642 (1 x 740 mm)	□ 7824	88,-
Cable tray set 02 for code 1016, 1020, 1044, 1050, 1091, 1096 (1 x 640 mm)	□ 7824	82,-
Cable tray set 04 for code 1654 (4 x 740 mm)	□ 7824	253,-
Cable tray set 05 for code 1026, 1032, 1056, 1059, 1081, 1092, 1097, 1098 (2 x 240 mm, 1 x 740 mm)	□ 7824	160,-
Cable tray set 06 for code 1031, 1040, 1058, 1061, 1082, 1084, 1094, 1100, 1102, 1104, 3516 (2 x 340 mm, 1 x 740 mm)	□ 7824	160,-
Cable tray set 07 for code 1041, 1042, 1066, 1067, 1099, 1107 (3 x 640 mm)	□ 7824	207,-
Cable tray set 08 for code 1047, 1048, 1072, 1073, 1103, 1112 (1 x 640, 2 x 740 mm)	□ 7824	207,-
Cable tray set 09 for code 3101, 3102, 3515 (2 x 240 mm, 1 x 640 mm)	□ 7824	160,-
Cable tray set 10 for code 3416, 3426, 3431 (1 x 340 mm)	□ 7824	63,-
Cable tray set 11 for code 1645 (1 x 640 mm, 2 x 740 mm)	□ 7824	177,-

When ordering modesty panels (code 7111) or cable tray sets (code 7824) please also enter the code for the size of the desktop on which the modesty panels or cable trays will be mounted, (e.g.: cable tray set 05 code 7824-1056).

# Sedus mastermind specification

## ► Programme overview

<b>Frame system</b>	<ul style="list-style-type: none"><li>- Easy-to-assemble frame consisting of support beams, connecting knot elements, conical table legs made of steel tube or wood</li><li>- Height adjustment modules made of plastic, adjustment range approx. 20 mm</li><li>- Table height 730 mm</li></ul>
<b>Surfaces</b>	<ul style="list-style-type: none"><li>- Frame elements: support beams and knots silver anodised. Knots with anti-fingerprint coating.</li><li>- Table legs: optionally chrome-plated, powder coated black, white aluminium, clear white or beech light natural and oak natural.</li><li>- 25 mm three-layer chipboard for all models with product code mm-3***:</li><li>- 1. Melamine resin coating in a single colour or various decorative wood effects (top surface compliant with EN 14322). The minimum light fastness is 6 on the wool scale. Substrate compliant with EN 312-2003.</li><li>- 2. High-quality crown cut veneer surface, 3 mm veneer edge on all sides. Surface in a high quality, durable, two-component water-based polyurethane lacquer.</li><li>- 3. Linoleum with real wood in hickory natural (Q10), optionally other veneer edges according to the Sedus veneer range</li><li>- 4. HPL surface soft touch: The matt soft touch surface is a laminate based on hardenable resins. The top layer of paper is coated in a separate manufacturing process and then electron beam hardened. The result is a velvety, warm surface with anti-fingerprint properties, characterised by its high resistance to abrasion, impact and scratches.</li><li>- 25 mm MDF panels with shaped edges for all models with product code mm-6***:</li><li>- 1. High-quality crown cut veneer surface, 3 mm veneer edge on all sides. Surface in a high quality, durable, two-component water-based polyurethane lacquer.</li><li>- 2. Linoleum with real wood in hickory natural (Q10), optionally other veneer edges according to the Sedus veneer range. The mould edges with codes 6043, 6045, 6046 and 6047 are black</li><li>- 3. Five different types of shaped edges, lacquered multiple times black or clear.</li><li>- With the exception of the melamine finish in pure white and graphite black, the HPL finish white and black, the real wood veneers ash white, ash black, wenge varnished oak and dark walnut, the gloss and reflection levels of the surfaces equate to DIN Special Report 147</li><li>- E1 quality wood materials</li><li>- Veneer is a natural product. The colour of the veneer is determined by the type and structure of the wood, and may vary. All woods change colour over time because of the effects of light. As such, the veneer may be markedly different from the sample at the time of delivery. Natural differences are not a cause for complaint, but in fact confirm that the material is genuine.</li></ul>
<b>Veneer grain/design grain</b>	<ul style="list-style-type: none"><li>- Single tables: design runs lengthwise, veneer grain runs across</li><li>- Note for boat-shaped tables: in size 3850 x 1050/1250 mm design grain runs horizontally in melamine likewood, for size 5200 x 1050/1300 mm, melamine likewood only on request</li><li>- Linear modules: design runs lengthwise, veneer grain runs across</li><li>- Angular elements: design runs diagonally, veneer grain runs to mitre joint</li></ul>
<b>Desk adapter</b>	<ul style="list-style-type: none"><li>- Modesty panels, in felt look, mottled grey. Mounted on the support beams or the cable tray holders with clips. Suitable for starting, extension and end elements and for the 30° angular element.</li></ul>
<b>Electrification</b>	<ul style="list-style-type: none"><li>- Cable tray sets suitable for single tables and modular elements. With modules cable tray sets run over the entire table length. Single cable trays in four different lengths for retrofitting. Can be mounted on support beams or centred under the table top. Cable clips and strain relief included in delivery.</li><li>- Vertical cable management made of flexible black knitted fabric. Mounting in the cable tray also possible.</li><li>- A chimney for vertical routing of cables that can be mounted anywhere under the table top, in felt look, mottled grey. Cables remain accessible even in an assembled state due to a zipper.</li><li>- Single cable holder (set of 5) with velcro flap for management of individual cables along the support beams</li><li>- Integrated electrification: preparation to accommodate the built-in socket modules and the chargers. Selection of cut-outs and illustration of possible installation positions on the page 'Positions for electrification'. Built-in socket modules and chargers can be ordered from the "power &amp; data" price list.</li><li>- mastermind power supply: electrical connection unit for power access underneath the front edge of the table. Is attached to the frame support beam without tools. Can be removed at any time. Optionally equipped with two power connections or power connection and USB charger. Equipped with a 1.5 m long flexible spiral cable that can be connected to an extension cable in the cable tray. Can be ordered from the "power &amp; data" price list under pd-002/8906 or pd-002/8907.</li></ul>

# Sedus mastermind specification

---

- Standards / Certificates**
- GS label by TÜV Rheinland LGA Products GmbH / DIN EN 527 / DIN 16555
  - Tested for harmful substances by TÜV Rheinland LGA Products GmbH
  - GREENGUARD certified
  - All available certificates can be found at: <https://www.sedus.com/en/products/tables/mastermind>



- Design awards**
- iF DESIGN AWARD 2012, Discipline Product
  - Red Dot Award 2012

- Warranty**
- 5 years [see guarantee terms]
-

# mastermind flow

sedus

mastermind flow sets the stage for a constructive meeting culture. The polygonal shape of the tables breaks up conventional seating arrangements and allows collaboration on a level playing field.



Modular system






High desk



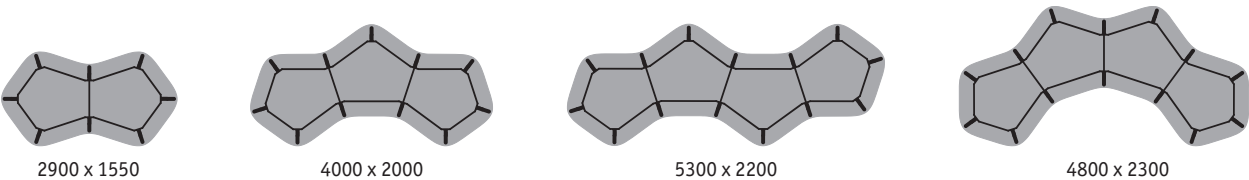
# Sedus mastermind flow

► Modular system

	Code	Melamine	B1 Version K74	likewood	HPL II	Veneer I	Veneer II	Veneer III	Linoleum
	<b>mm-3650</b> Starting element								
	<b>1450x1550</b>	1665	2.296,-	2.454,-	2.481,-	3.023,-	2.983,-	3.023,-	3.341,-
	<b>mm-3610</b> Extension element								
	<b>1590x1550</b>	1666	1.842,-	1.969,-	1.990,-	2.567,-	2.529,-	2.567,-	2.888,-
	<b>mm-3660</b> End element								
	<b>1450x1550</b>	1665	1.973,-	2.129,-	2.157,-	2.697,-	2.658,-	2.697,-	3.018,-

### Frame options

Table legs, steel, clear white	■	7901-158
Table legs, steel, white aluminium	□	7901-119
Table legs, steel, black	□	7901-24
Table legs, steel, chromed for mm-3650	□	7901-236 230,-
Table legs, steel, chromed for mm-3610, mm-3660	□	7901-236 140,-
Table legs, wood, beech light natural for mm-3650	□	7904-B25 343,-
Table legs, wood, beech light natural for mm-3610, mm-3660	□	7904-B25 207,-
Table legs, wood, oak natural for mm-3650	□	7904-C11 413,-
Table legs, wood, oak natural for mm-3610, mm-3660	□	7904-C11 249,-



# Sedus mastermind flow

## ► Modular system

### Electrification

Round grommet with square cover (Ø 70 mm), neutral white, white aluminium, black {134,232,24}, surcharge per position	□ 11	36,-
Cable grommet large (250 x 90 mm), neutral white, white aluminium, black {134,232,24}, surcharge per position	□ 13	144,-
Cable grommet large (250 x 90 mm), chrome-plated {236}, surcharge per position	□ 13-236	370,-
Round grommet with brushes, chrome-plated {236}, surcharge per position	□ 14	90,-
Grommet turn (2 x 250 mm x 90 mm) with split opening for access from both user sides; neutral white, white aluminium, black {134,232,24}, surcharge per position	□ 15	192,-
Preparation for socket module Power Frame 3-socket, socket module frame, neutral white, white aluminium, black {134,232,24}, surcharge per position	□ 17	154,-
E-Box Teamtable	□ 18	515,-
Preparation for socket module Netbox Turn Comfort 3-socket, surcharge per position	□ 101	75,-
Preparation for socket module Netbox Turn Comfort 6-socket, surcharge per position	□ 102	75,-
Preparation for socket module Point, surcharge per position	□ 103	6,-
Preparation for wireless charger not visible, surcharge per position	□ 104	6,-
Preparation for socket module Coni 3-socket, surcharge per position	□ 106	75,-
Preparation for socket module Coni 6-socket, surcharge per position	□ 107	75,-
Preparation for wireless charger visible (Ø 60,5 mm), surcharge per position	□ 112	6,-
Preparation for socket module Pix 1-socket, surcharge per position	□ 113	6,-
Preparation for socket module Pix 2-socket, surcharge per position	□ 114	12,-
Preparation for socket module Pix 3-socket, surcharge per position	□ 115	18,-

### Cable tray

Cable tray set (length 740 mm)	□ KA	88,-
--------------------------------	------	------

### Miscellaneous

Extension element mm-3610 rotated by 180°	□ 6127	
---	--------	--

#### Electrification:

The position of the electrical connection is centred on each top. On the 'Electrification' pages, you will find an overview of components, which can be ordered from the „power & data“ price list.

#### Surfaces:

Information on the surface finishes can be found in the surface matrix on the 'Surfaces' page.

# Sedus mastermind flow

## ► High desk



mm-3080

2900x1560

Code	Melamine	B1 Version K74	likewood	HPL II	Veneer I	Veneer II	Veneer III	Linoleum
------	----------	-------------------	----------	--------	----------	-----------	------------	----------

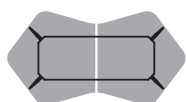
1668	3.530,-	3.771,-	3.812,-	4.794,-	4.723,-	4.794,-	5.405,-	5.405,-
------	---------	---------	---------	---------	---------	---------	---------	---------

### Frame options

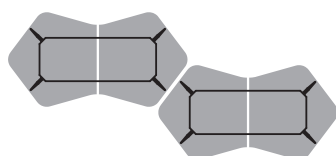
Table legs, steel, clear white	■	7901-158	
Table legs, steel, white aluminium	□	7901-119	
Table legs, steel, black	□	7901-24	
Table legs, steel, chromed	□	7901-236	242,-
Table legs, wood, beech light natural	□	7904-B25	361,-
Table legs, wood, oak natural	□	7904-C11	488,-

### Electrification

Round grommet with square cover (Ø 70 mm), neutral white, white aluminium, black {134,232,24}, surcharge per position	□	11	36,-
Cable grommet large (250 x 90 mm), neutral white, white aluminium, black {134,232,24}, surcharge per position	□	13	144,-
Cable grommet large (250 x 90 mm), chrome-plated {236}, surcharge per position	□	13-236	370,-
Round grommet with brushes, chrome-plated {236}, surcharge per position	□	14	90,-
Grommet turn (2 x 250 mm x 90 mm) with split opening for access from both user sides; neutral white, white aluminium, black {134,232,24}, surcharge per position	□	15	192,-
Preparation for socket module Power Frame 3-socket, socket module frame, neutral white, white aluminium, black {134,232,24}, surcharge per position	□	17	154,-
E-Box Teamtable	□	18	515,-
Preparation for socket module Netbox Turn Comfort 3-socket, surcharge per position	□	101	75,-
Preparation for socket module Netbox Turn Comfort 6-socket, surcharge per position	□	102	75,-
Preparation for socket module Point, surcharge per position	□	103	6,-
Preparation for wireless charger not visible, surcharge per position	□	104	6,-
Preparation for socket module Coni 3-socket, surcharge per position	□	106	75,-
Preparation for socket module Coni 6-socket, surcharge per position	□	107	75,-
Preparation for wireless charger visible (Ø 60,5 mm), surcharge per position	□	112	6,-
Preparation for socket module Pix 1-socket, surcharge per position	□	113	6,-
Preparation for socket module Pix 2-socket, surcharge per position	□	114	12,-
Preparation for socket module Pix 3-socket, surcharge per position	□	115	18,-



2900 x 1560



5300 x 2400

# Sedus mastermind flow

► High desk

**Cable tray**

Cable tray set (length 1635 mm)	□ KA	155,-
---------------------------------	------	-------

**Miscellaneous**

Deviating colour of a top within the surface colour is possible; please indicate the colour	□ ***
---	-------



Electrification:  
Please select the electrical connection for each top; the position is centred for each top. On the ‚Electrification‘ pages, you will find an overview of components, which can be ordered from the „power & data“ price list.

Surfaces:  
Information on the surface finishes can be found in the surface matrix on the ‚Surfaces‘ page.



# Sedus mastermind flow specification

## ► Modular system

<b>Frame system</b>	<ul style="list-style-type: none"><li>- Easy-to-assemble frame consisting of support beams, connecting knot elements, conical table legs made of steel tube or wood</li><li>- Height adjustment modules made of plastic, adjustment range approx. 20 mm</li><li>- Table height 730 mm</li></ul>
<b>Surfaces</b>	<ul style="list-style-type: none"><li>- Frame elements: support beams and knots silver anodised. Knots with anti-fingerprint coating.</li><li>- Table legs: optionally chrome-plated, powder coated black, white aluminium, white or natural beech and natural oak.</li><li>- 25 mm three-layer chipboard in:<ul style="list-style-type: none"><li>- 1. Melamine resin coating in a single colour (top surface compliant with EN 14322). The minimum light fastness is 6 on the wool scale, substrate compliant with EN 312-2003.</li><li>- 2. High-quality crown cut veneer surface, 3 mm veneer edge on all sides. Surface in a high quality, durable, two-component water-based polyurethane lacquer.</li><li>- 3. Linoleum with real wood in hickory natural (Q10), optionally other veneer edges according to the Sedus veneer range</li></ul></li><li>- With the exception of the melamine finish in pure white and graphite black, the real wood veneers ash white, ash black, wenge varnished oak and dark walnut, the gloss and reflection levels of the surfaces equate to DIN Special Report 147</li><li>- E1 quality wood materials</li><li>- Veneer is a natural product. The colour of the veneer is determined by the type and structure of the wood, and may vary. All woods change colour over time because of the effects of light. As such, the veneer may be markedly different from the sample at the time of delivery. Natural differences are not a cause for complaint, but in fact confirm that the material is genuine.</li></ul>
<b>Veneer grain/design grain</b>	<ul style="list-style-type: none"><li>- Veneer grain runs across</li></ul>
<b>Electrification</b>	<ul style="list-style-type: none"><li>- Cable tray folds down on both sides. Fastening element centred below each starting, extension and end element. Including single cable holder and strain relief.</li><li>- Vertical cable management (mm-0000/8013) made of flexible black knitted fabric. Mounting in the cable tray also possible.</li><li>- A chimney (mm-0000/8016) for vertical routing of cables that can be mounted anywhere under the table top, in felt look, mottled grey. Cables remain accessible even in an assembled state due to a zipper.</li><li>- Single cable holder (mm-0000/8019) with velcro flap for management of individual cables along the support beams (set of 5)</li><li>- Various grommets</li><li>- Integrated electrification: preparation to accommodate the built-in socket modules and the chargers, can be ordered from the "power &amp; data" price list.</li><li>- mastermind power supply: electrical connection unit for power access underneath the front edge of the table. Is attached to the frame support beam without tools. Can be removed at any time. Optionally equipped with two power connections or power connection and USB charger. Equipped with a 1.5 m long flexible spiral cable that can be connected to an extension cable in the cable tray. Can be ordered from the "power &amp; data" price list under pd-002/8906 or pd-002/8907.</li></ul>
<b>Standards / Certificates</b>	<ul style="list-style-type: none"><li>- Tested for harmful substances by TÜV Rheinland LGA Products GmbH</li><li>- GREENGUARD certified</li><li>- All available certificates can be found at: <a href="https://www.sedus.com/en/products/tables/mastermind">https://www.sedus.com/en/products/tables/mastermind</a></li></ul>
	<div><div>Schadstoffgeprüft Regelmäßige Produkts Überwachung <a href="https://www.tuv.com">www.tuv.com</a> ID: 0000043281</div></div>
<b>Warranty</b>	<ul style="list-style-type: none"><li>- 5 years [see guarantee terms]</li></ul>

## ► High desk

<b>Frame system</b>	<ul style="list-style-type: none"><li>- Easy-to-assemble frame consisting of support beams, connecting knot elements, conical table legs made of steel tube or wood</li><li>- All-round foot rail made of round tube, chromed, firmly screwed to the table legs</li><li>- Height adjustment modules made of plastic, adjustment range approx. 20 mm</li><li>- Table height 1050 mm</li><li>- Rail height 235 mm</li></ul>
---------------------	---

# Sedus mastermind flow specification

## Surfaces

- Frame elements: support beams and knots silver anodised. Knots with anti-fingerprint coating.
- Foot rail: made of chrome-plated steel tube. Knot elements silver anodised.
- Table legs: optionally chrome-plated, powder coated black, white aluminium, white or natural beech and natural oak.
- 25 mm three-layer chipboard in:
  1. Melamine resin coating in a single colour [top surface compliant with EN 14322]. The minimum light fastness is 6 on the wool scale. Substrate compliant with EN 312-2003.
  2. High-quality crown cut veneer surface, 3 mm veneer edge on all sides. Surface in a high quality, durable, two-component water-based polyurethane lacquer.
  3. Linoleum with real wood in hickory natural (Q10), optionally other veneer edges according to the Sedus veneer range
- With the exception of the melamine finish in pure white and graphite black, the real wood veneers ash white, ash black, wenge varnished oak and dark walnut, the gloss and reflection levels of the surfaces equate to DIN Special Report 147
- E1 quality wood materials
- Veneer is a natural product. The colour of the veneer is determined by the type and structure of the wood, and may vary. All woods change colour over time because of the effects of light. As such, the veneer may be markedly different from the sample at the time of delivery. Natural differences are not a cause for complaint, but in fact confirm that the material is genuine.

## Veneer grain/design grain

- Veneer grain runs across

## Electrification

- Cable tray: folds down on both sides. Attaches under centre of the table top. Including single cable holder and strain relief.
- Vertical cable management: is hooked into the cable tray without tools
- Various grommets
- Integrated electrification: preparation to accommodate the built-in socket modules and the chargers, can be ordered from the "power & data" price list.
- mastermind power supply: electrical connection unit for power access underneath the front edge of the table. Is attached to the frame support beam without tools. Can be removed at any time. Optionally equipped with two power connections or power connection and USB charger. Equipped with a 1.5 m long flexible spiral cable that can be connected to an extension cable in the cable tray. Can be ordered from the "power & data" price list under pd-002/8906 or pd-002/8907.

## Standards / Certificates

- Tested for harmful substances by TÜV Rheinland LGA Products GmbH
- GREENGUARD certified
- All available certificates can be found at: <https://www.sedus.com/en/products/tables/mastermind>



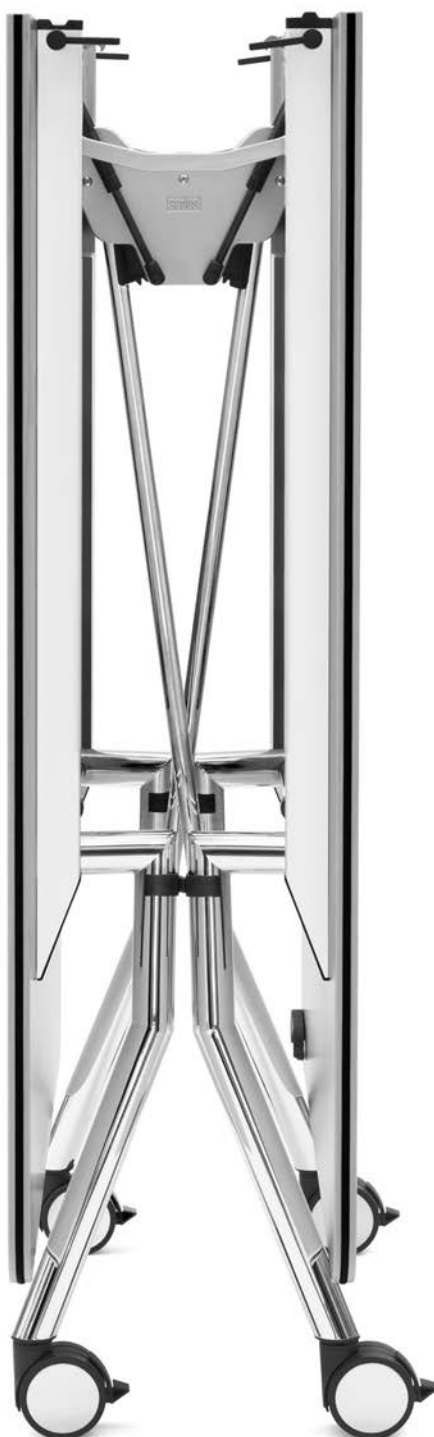
## Warranty

- 5 years (see guarantee terms)

# mastermind fold

sedus

A representative conference table that seats up to eight people and takes up little space when it is no longer needed. Thanks to the sophisticated folding technology even one person can set it up or put it away easily.




Conference table rectangle  
from 4.289,-




Conference table boat  
shape from 4.460,-

# Sedus mastermind fold

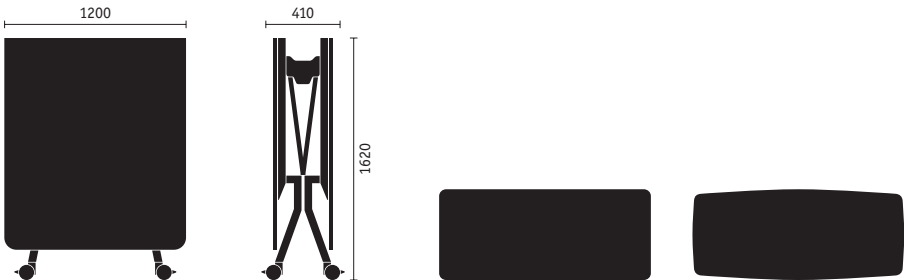
► Conference table foldable

	Code	Melamine	B1 Version K74	likewood	HPL II	Veneer I	Veneer II	Veneer III	Linoleum
	mm-3020 Rectangle								
	2800x1200	1109	4.429,-	4.550,-	4.572,-	5.392,-	5.312,-	5.392,-	5.856,- 5.856,-

	mm-3020 Boat shape								
	2800x1090/1200	1631	4.600,-	4.722,-	4.744,-	5.763,-	5.685,-	5.763,-	6.229,- 6.229,-

Frame options		
clear white	■	158
white aluminium	□	119
black	□	24
chromed	□	236 267,-

mastermind fold



# Sedus mastermind fold

## ► Conference table foldable

### Electrification

Round grommet with square cover (Ø 70 mm), neutral white, white aluminium, black {134,232,24}, surcharge per position	□ 11	36,-
Cable grommet large (250 x 90 mm), neutral white, white aluminium, black {134,232,24}, surcharge per position	□ 13	144,-
Cable grommet large (250 x 90 mm), chrome-plated {236}, surcharge per position	□ 13-236	370,-
Round grommet with brushes, chrome-plated {236}, surcharge per position	□ 14	90,-
Grommet turn (2 x 250 mm x 90 mm) with split opening for access from both user sides; neutral white, white aluminium, black {134,232,24}, surcharge per position	□ 15	192,-
Preparation for socket module Power Frame 3-socket, socket module frame, neutral white, white aluminium, black {134,232,24}, surcharge per position	□ 17	154,-
Preparation for socket module Netbox Turn Comfort 3-socket, surcharge per position	□ 101	75,-
Preparation for socket module Netbox Turn Comfort 6-socket, surcharge per position	□ 102	75,-
Preparation for socket module Point, surcharge per position	□ 103	6,-
Preparation for wireless charger not visible, surcharge per position	□ 104	6,-
Preparation for socket module Coni 3-socket, surcharge per position	□ 106	75,-
Preparation for socket module Coni 6-socket, surcharge per position	□ 107	75,-
Preparation for wireless charger visible (Ø 60,5 mm), surcharge per position	□ 112	6,-
Preparation for socket module Pix 1-socket, surcharge per position	□ 113	6,-
Preparation for socket module Pix 2-socket, surcharge per position	□ 114	12,-
Preparation for socket module Pix 3-socket, surcharge per position	□ 115	18,-

### Miscellaneous

Prepared for length and end connection (for code 1109, with rubber edge, without rounded corners)	□ 6029	70,-
Without rubber edge	□ 6050	./133,-
Without rounded corners (for code 1109)	□ 01	

#### Electrification:

Please select the electrical connection for each top; the position is centred for each top. On the 'Electrification' pages, you will find an overview of components, which can be ordered from the „power & data“ price list.

#### Surfaces:

Information on the surface finishes can be found in the surface matrix on the 'Surfaces' page.

From 2200 x 900 mm to 2800 x 1600 mm, table top dimensions in 100 mm increments are possible. Prices on request.

# Sedus mastermind fold specification

## ► Conference table foldable

### Frame system

- The frame system allows intuitive and smooth folding of the table
- Gearwheel mechanism for synchronous guidance of the tops when folding the table
- Mechanism is gas spring assisted for highly efficient transmission of power
- Locking mechanism secures the table in the unfolded state
- Frame legs optionally in white aluminium, clear white or chrome
- Mechanism housing white aluminium
- Table height 730 mm
- Castors 100 mm diameter, lockable, with polished side covers

### Surfaces

- 25 mm three-layer chipboard in:
- 1. Melamine resin coating in a single colour or various decorative wood effects (top surface compliant with EN 14322). The minimum light fastness is 6 on the wool scale. Substrate compliant with EN 312-2003.
- 2. High-quality crown cut veneer surface, 3 mm veneer edge on all sides. Surface in a high quality, durable, two-component water-based polyurethane lacquer.
- 3. Linoleum with real wood in hickory natural [Q10], optionally other veneer edges according to the Sedus veneer range
- 4. HPL surface soft touch: The matt soft touch surface is a laminate based on hardenable resins. The top layer of paper is coated in a separate manufacturing process and then electron beam hardened. The result is a velvety, warm surface with anti-fingerprint properties, characterised by its high resistance to abrasion, impact and scratches.
- With the exception of the melamine finish in pure white and graphite black, the HPL finish white and black, the real wood veneers ash white, ash black, wenge varnished oak and dark walnut, the gloss and reflection levels of the surfaces equate to DIN Special Report 147
- E1 quality wood materials
- Veneer is a natural product. The colour of the veneer is determined by the type and structure of the wood, and may vary. All woods change colour over time because of the effects of light. As such, the veneer may be markedly different from the sample at the time of delivery. Natural differences are not a cause for complaint, but in fact confirm that the material is genuine.
- Integrated rubber edges made of black elastomer, optionally without rubber edge
- Rounded corners (80 mm), optionally without rounded corners

### Veneer grain/design grain

- Melamine design and veneer grain runs across

### Electrification

- Various grommets
- Integrated electrification: preparation to accommodate the built-in socket modules and the chargers, can be ordered from the "power & data" price list.

### Standards / Certificates

- GS label by TÜV Rheinland LGA Products GmbH / DIN EN 15372 / DIN EN 527 / DIN 16555
- Tested for harmful substances by TÜV Rheinland LGA Products GmbH
- All available certificates can be found at: <https://www.sedus.com/en/products/tables/mastermind-fold>



### Design awards

- iF DESIGN AWARD 2012, Discipline Product
- Red Dot Award 2012



# mastermind high desk

sedus

Whether for temporary work standing up or on high chairs, as a place of communication or a meeting point for breaks: mastermind high desk encourages cooperation and increases work efficiency.



High desk from 2.346,-



# Sedus mastermind high desk

## ► High desk



### mm-3070

	Code	Melamine	B1 Version K74	likewood	HPL II	Veneer I	Veneer II	Veneer III	Linoleum
<b>1800x900</b>	1060	2.346,-	2.402,-	2.413,-	2.859,-	2.838,-	2.859,-	3.084,-	3.084,-
<b>2000x900</b>	1063	2.400,-	2.465,-	2.477,-	2.961,-	2.927,-	2.961,-	3.205,-	3.205,-
<b>1800x1000</b>	1080	2.395,-	2.458,-	2.470,-	2.949,-	2.920,-	2.949,-	3.193,-	3.193,-
<b>2000x1000</b>	1081	2.449,-	2.519,-	2.532,-	3.057,-	3.028,-	3.057,-	3.333,-	3.333,-
<b>2400x1000</b>	1082	2.595,-	2.681,-	2.696,-	3.304,-	3.251,-	3.304,-	3.624,-	3.624,-
<b>1800x1200</b>	1095	2.487,-	2.567,-	2.578,-	3.127,-	3.082,-	3.127,-	3.408,-	3.408,-
<b>2000x1200</b>	1098	2.546,-	2.632,-	2.648,-	3.243,-	3.200,-	3.243,-	3.565,-	3.565,-
<b>2400x1200</b>	1100	2.696,-	2.800,-	2.818,-	3.513,-	3.467,-	3.513,-	3.906,-	3.906,-
<b>2400x900</b>	1190	2.543,-	2.621,-	2.634,-	3.198,-	3.141,-	3.198,-	3.481,-	3.481,-



### mm-6070 with shaped edges

<b>1800x900</b>	1060					3.296,-	3.318,-	3.543,-	3.543,-
<b>2000x900</b>	1063					3.427,-	3.460,-	3.703,-	3.703,-
<b>1800x1000</b>	1080					3.406,-	3.439,-	3.682,-	3.682,-
<b>2000x1000</b>	1081					3.547,-	3.577,-	3.850,-	3.850,-
<b>2400x1000</b>	1082					3.861,-	3.913,-	4.235,-	4.235,-
<b>1800x1200</b>	1095					3.627,-	3.673,-	3.954,-	3.954,-
<b>2000x1200</b>	1098					3.787,-	3.834,-	4.152,-	4.152,-
<b>2400x1200</b>	1100					4.138,-	4.185,-	4.579,-	4.579,-
<b>2400x900</b>	1190					3.721,-	3.779,-	4.057,-	4.057,-

### Frame options

Table legs, steel, clear white	■	7901-158	
Table legs, steel, white aluminium	□	7901-119	
Table legs, steel, black	□	7901-24	
Table legs, steel, chromed	□	7901-236	242,-
Table legs, wood, beech light natural	□	7904-B25	361,-
Table legs, wood, oak natural	□	7904-C11	488,-



# Sedus mastermind high desk

## ► High desk

### Electrification

Round grommet with square cover (Ø 70 mm), neutral white, white aluminium, black {134,232,24}, surcharge per position	□ 11	36,-
Cable grommet large (250 x 90 mm), neutral white, white aluminium, black {134,232,24}, surcharge per position	□ 13	144,-
Cable grommet large (250 x 90 mm), chrome-plated {236}, surcharge per position	□ 13-236	370,-
Round grommet with brushes, chrome-plated {236}, surcharge per position	□ 14	90,-
Grommet turn (2 x 250 mm x 90 mm) with split opening for access from both user sides; neutral white, white aluminium, black {134,232,24}, surcharge per position	□ 15	192,-
Preparation for socket module Power Frame 3-socket, socket module frame, neutral white, white aluminium, black {134,232,24}, surcharge per position	□ 17	154,-
Preparation for socket module Netbox Turn Comfort 3-socket, surcharge per position	□ 101	75,-
Preparation for socket module Netbox Turn Comfort 6-socket, surcharge per position	□ 102	75,-
Preparation for socket module Point, surcharge per position	□ 103	6,-
Preparation for wireless charger not visible, surcharge per position	□ 104	6,-
Preparation for socket module Coni 3-socket, surcharge per position	□ 106	75,-
Preparation for socket module Coni 6-socket, surcharge per position	□ 107	75,-
Preparation for wireless charger visible (Ø 60,5 mm), surcharge per position	□ 112	6,-
Preparation for socket module Pix 1-socket, surcharge per position	□ 113	6,-
Preparation for socket module Pix 2-socket, surcharge per position	□ 114	12,-
Preparation for socket module Pix 3-socket, surcharge per position	□ 115	18,-

### Cable tray

Cable tray set 01 for code 1060, 1080, 1095 (length 1035 mm)	□ KA	124,-
Cable tray set 05 for code 1063, 1081, 1098 (length 1235 mm)	□ KA	137,-
Cable tray set 06 for code 1082, 1100, 1190 (length 1635 mm)	□ KA	155,-

### Shaped edges

Edge with chamfer, lacquered clear	■ 6044
Straight edge, black	□ 6043
Edge with chamfer, black	□ 6045
Lower edge rounded, black	□ 6046
Bull-nose edge, black	□ 6047


### Functional rail

Functional rail for code 1095	□ 12	175,-
Functional rail for code 1098	□ 12	185,-
Functional rail for code 1100	□ 12	201,-

The following colours are excluded from product offer: maple natural (H11), heartwood maple natural (H12)  
Information on the surface finishes can be found in the surface matrix on the 'Surfaces' page.


# Sedus mastermind high desk

## ► Accessories


	Description	Code No.	Options		Price
Cable trays					
	Cable tray	mm-0000/7837	length 1035 mm	for table length 1800 mm	124,-
		mm-0000/7838	length 1235 mm	for table length 2000 mm	137,-
		mm-0000/7839	length 1635 mm	for table length 2400 mm	155,-

Please see the prices of the following products from the Sedus office furniture portfolio









### Vertical cable management

	Cable management system with cable tension relief device; desk and floor adapter for fixing to cable tray	TH90AC-CAMVS	FS6-{105} translucent white
---	---	--------------	-----------------------------

### Function bridges








	Function bridge 3rd level	MP90AC-FUNBR	DIM-{W08} width 800 mm DIM-{W18} width 1800 mm DIM-{W20} width 2000 mm	GT7-{09} Adapter on multifunction groove
---	---------------------------	--------------	--	--

### Accessories for function bridge 3rd level

	Tray DIN A4 portrait	MP900G-TRYPO	FS6-{24} black FS6-{119} white aluminium FS6-{120} white
	Tray DIN A4 landscape	MP900G-TRYLA	FS6-{24} black FS6-{119} white aluminium FS6-{120} white
	Pen tray landscape	MP900G-PETRY	FS6-{24} black FS6-{119} white aluminium FS6-{120} white
	Pen box	MP900G-PENBO	FS6-{24} black FS6-{119} white aluminium FS6-{120} white
	Notelet box for 90 x 90 mm notes	MP900G-NOTBX	FS6-{24} black FS6-{119} white aluminium FS6-{120} white
	Picture holder landscape 120 x 170 mm	MP900G-PICLA	FS6-{24} black FS6-{119} white aluminium FS6-{120} white
	Picture holder portrait 163 x 118 mm	MP900G-PICPO	FS6-{24} black FS6-{119} white aluminium FS6-{120} white
	Modesty panel, plexiglass H x W x D 385 x 775 x 6 mm	MP900G-PRISC	FS5-{105} translucent white FS5-{122} kiwi

# Sedus mastermind high desk

## ► Accessories

Description	Code No.	Options			
Privacy screens mounted on the desk					
	easy screen	EA40DO-PRISC	GT7-{EA90AD-FUNCT} Adapter on multifunction groove		
			ABR-{700} width 700 mm	AHO-{350} height 350 mm	PGS Flash PG9 Atlantic, Era, Nova, Sophie PG4 Fame PG2 Remix
				AHO-{408} height 408 mm	PGS Flash PG9 Atlantic, Era, Nova, Sophie PG4 Fame PG2 Remix
			ABR-{1750} width 1750 mm	AHO-{350} height 350 mm	PGS Flash PG9 Atlantic, Era, Nova, Sophie PG4 Fame PG2 Remix
				AHO-{408} height 408 mm	PGS Flash PG9 Atlantic, Era, Nova, Sophie PG4 Fame PG2 Remix
			ABR-{1950} width 1950 mm	AHO-{350} height 350 mm	PGS Flash PG9 Atlantic, Era, Nova, Sophie PG4 Fame PG2 Remix
				AHO-{408} height 408 mm	PGS Flash PG9 Atlantic, Era, Nova, Sophie PG4 Fame PG2 Remix
	Organiser rail	EA90AC-ORGRA	ABR-{450} width 450 mm ABR-{1050} width 1050 mm ABR-{1450} width 1450 mm	FS6-{119} white aluminium	
	Magnetic strip	EA90AC-MAGST	ABR-{450} width 450 mm ABR-{1050} width 1050 mm ABR-{1450} width 1450 mm	FS6-{120} white	
Miscellaneous accessories					
	Organizer Folder shelf with organisable back panel; usable as a magnet board	MP90AC-ORGAN	FS4-{24} black FS4-{119} white aluminium FS4-{120} white	GT7-{09} Adapter on multifunction groove	
	Screen sail	MP90AC-SCRSA	Wire FS4-{119} white aluminium	GT7-{09} Adapter on multifunction groove	Fabric covering Runner F10-{M67} white F10-{M68} light grey F10-{M69} creme
	Screen shell	MP90AC-SCRSH	Wire FS4-{119} white aluminium	GT7-{09} Adapter on multifunction groove	Fabric covering Runner F10-{M67} white F10-{M68} light grey F10-{M69} creme
	Viewlite Plus 622 Single monitor support	MP90AC-MHVPS	F08-{119} white aluminium	GT7-{MP90AD-MHMFRR} Adapter on multifunction groove	F09-{134} Adapter neutral white

# Sedus mastermind high desk specification

## ► High desk

### Frame system

- Easy-to-assemble frame consisting of support beams, connecting knot elements, conical table legs made of steel tube or wood
- All-round foot rail made of round tube, firmly screwed to the table legs
- Height adjustment modules made of plastic, adjustment range approx. 20 mm
- Table height 1050 mm
- Rail height 235 mm

### Surfaces

- Frame elements: support beams and knots silver anodised. Knots with anti-fingerprint coating.
- Foot rail: made of chrome-plated steel tube. Knot elements silver anodised.
- Table legs: optionally chrome-plated, powder coated black, white aluminium, clear white or beech light natural and oak natural
- 25 mm three-layer chipboard in:
  - 1. Melamine resin coating in a single colour or various decorative wood effects (top surface compliant with EN 14322). The minimum light fastness is 6 on the wool scale. Substrate compliant with EN 312-2003.
  - 2. High-quality crown cut veneer surface, 3 mm veneer edge on all sides. Surface in a high quality, durable, two-component water-based polyurethane lacquer.
  - 3. Linoleum with real wood in hickory natural (Q10), optionally other veneer edges according to the Sedus veneer range
- 4. HPL surface soft touch: The matt soft touch surface is a laminate based on hardenable resins. The top layer of paper is coated in a separate manufacturing process and then electron beam hardened. The result is a velvety, warm surface with anti-fingerprint properties, characterised by its high resistance to abrasion, impact and scratches.
- 25 mm MDF panels with Shaped edges:
  - 1. High-quality crown cut veneer surface, 3 mm veneer edge on all sides. Surface in a high quality, durable, two-component water-based polyurethane lacquer.
  - 2. Linoleum with real wood in hickory natural (Q10), optionally other veneer edges according to the Sedus veneer range; shaped edges black or clear
  - 3. Five different types of shaped edges, lacquered multiple times black or clear.
- With the exception of the melamine finish in pure white and graphite black, the HPL finish white and black, the real wood veneers ash white, ash black, wenge varnished oak and dark walnut, the gloss and reflection levels of the surfaces equate to DIN Special Report 147
- E1 quality wood materials
- Veneer is a natural product. The colour of the veneer is determined by the type and structure of the wood, and may vary. All woods change colour over time because of the effects of light. As such, the veneer may be markedly different from the sample at the time of delivery. Natural differences are not a cause for complaint, but in fact confirm that the material is genuine.

### Veneer grain/design grain

- Design runs lengthwise, veneer grain runs across

### Desk adapter

- Multifunction groove: optional from table top depth 1200 mm, for attachment of function bridges, screen elements, monitor holders

### Electrification

- Cable tray: folds down on both sides. Attaches under centre of the table top. Including single cable holder and strain relief.
- Vertical cable management: is hooked into the cable tray without tools
- Various grommets
- Integrated electrification: preparation to accommodate the built-in socket modules and the chargers, can be ordered from the "power & data" price list.
- mastermind power supply: electrical connection unit for power access underneath the front edge of the table. Is attached to the frame support beam without tools. Can be removed at any time. Optionally equipped with two power connections or power connection and USB charger. Equipped with a 1.5 m long flexible spiral cable that can be connected to an extension cable in the mastermind high desk cable tray. Can be ordered from the "power & data" price list under pd-002/8906 or pd-002/8907.

### Standards / Certificates

- GS label by TÜV Rheinland LGA Products GmbH / DIN EN 527
- Tested for harmful substances by TÜV Rheinland LGA Products GmbH
- GREENGUARD certified
- All available certificates can be found at: <https://www.sedus.com/en/products/tables/mastermind-high-desk>




### Warranty

- 5 years [see guarantee terms]

Freely create and screen off zones in moments: viswall. Thanks to the rotation of the fabric-covered wings the elements allow light transparency, an open and clear view or screening, just as desired.




Screen element, two wings  
from 915,-



# Sedus viswall

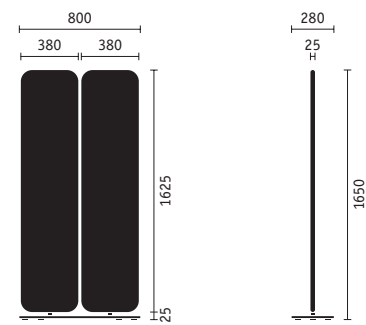
► Screen element

		<b>9</b>	<b>4</b>
		Atlantic	Connect
		Era	Cura Fame
	<b>vs-413</b>	915,-	1.017,-

Miscellaneous

Acoustic baffling made of web	□ 6300	114,-
-------------------------------	--------	-------

viswall



# Sedus viswall specification

## ► Screen element

<b>Frame system</b>	<ul style="list-style-type: none"><li>- Steel base in white aluminium, with two holders for the two-winged slats</li><li>- By means of the integrated rotating bearings each wing element can be rotated 360° and covered with fabric</li><li>- Optionally with acoustic baffling made of polyester web</li></ul>
<b>Surfaces</b>	<ul style="list-style-type: none"><li>- Fabric covering from Sedus collection: Atlanic, Era, Connect, Cura, Fame</li></ul>
<b>Standards / Certificates</b>	<ul style="list-style-type: none"><li>- GREENGUARD certified</li><li>- All available certificates can be found at: <a href="https://www.sedus.com/en/products/room-elements-screens-acoustics/viswall">https://www.sedus.com/en/products/room-elements-screens-acoustics/viswall</a></li></ul>



<b>Design awards</b>	<ul style="list-style-type: none"><li>- iF DESIGN AWARD 2012, Discipline Product</li><li>- Red Dot Award 2012</li></ul>
----------------------	---



reddot award 2012

2012 ■

<b>Warranty</b>	<ul style="list-style-type: none"><li>- 5 years (see guarantee terms)</li></ul>
-----------------	---

# Information on measuring methodology, glides, castors, spare parts

## Measuring methodology

**Measurement methods for all swivel chairs, that need to comply with EN 1335-1:2001 (product launch July 2020 and older).**

A suitably shaped weight of 64 kg is placed on the seat cushion.

The seat height is the vertical distance between the underside of the weight in the ischium area and the floor.

**Measurement methods for all swivel chairs that comply with the new EN 1335-1:2020 (from August 2020 onwards).**

The chair measuring device [CMD = chair measuring device according to ISO 24496] with a total mass of 64 kg is positioned on the chair. For horizontal seat adjustment, the seat height results from the vertical distance between the front of the loaded seat and the floor. The seat depth is the horizontal distance between the front of the seat and the pelvis support.

**Measuring methodology for all visitor chairs complying with EN 16139 L1.**

A suitably shaped weight totalling 64 kg is placed on the seat cushion.

The seat height is the vertical distance between the underside of the weight in the ischium area and the floor.

The difference in **seat height** between EN 1335-1:2001 and EN 1335-1:2020 regards solely the measuring point.

EN1335-1:2001: Measurement at the pivot point of the chair

EN1335-1:2020: Measurement at the front of the seat

The upholstery thicknesses indicated are around the ischial tuberosities for the seat and around the lumbar support for the backrest.

The difference in **seat depth** between EN 1335-1:2001 and EN 1335-1:2020 regards the reference point on the backrest

EN1335-1:2001: Measurement in the lumbar support point

EN1335-1:2020: Measurement in the pelvis support  
(the difference can be between 20–40 mm)

## Measuring

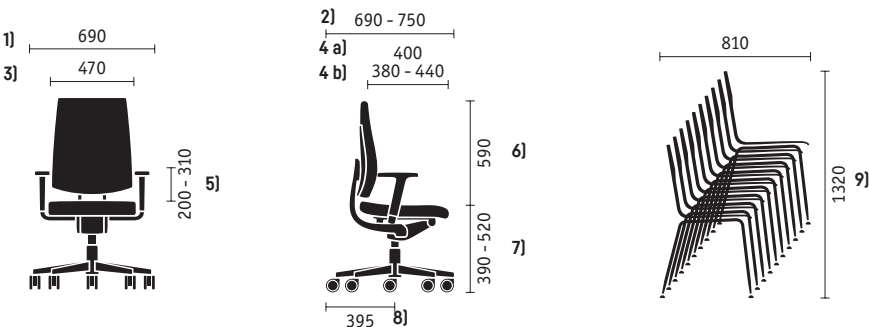
**Measurements for swivel chairs, visitor chairs, multi-purpose chairs and designer chairs:**

Measurements are given for the base model

- 1) Total width incl. armrests/base
- 2) Total depth
- 3) Seat width
- 4 a) Seat depth; Normal seat position
- 4 b) Seat depth; Sliding seat (min - max)
- 5) Armrest height from seat: ring armrests / height-adjustable armrests (min - max)
- 6) Height of backrest from seat
- 7) Height of seat from floor: note that the model with a gaslift (min - max) has two measurements
- 8) Base radius incl. castors
- 9) Stacking height / Stacking depth

Total height: this is given for the seat height or the backrest height

e. g. measuring the black dot swivel chair and the stack of meet chair stack



## Glides/castors

Glides and castors can be easily and safely exchanged.

### Glides:

Stainless steel or plastic glides: Standard version, the plastic surface can be used universally. Especially suitable for soft floors, such as carpet or felt.

Hybrid glides: Optionally selectable depending on the additional equipment. The plastic surface can be used universally.

Felt glides: Optionally selectable depending on the additional equipment. The felt glide surface is especially suitable for sensitive, hard or smooth floors.

### Castors:

Hard castors: Standard design, suitable for soft floors, such as carpet or felt.

Soft casters: Optionally selectable depending on additional equipment. Universally applicable, especially suitable for sensitive, hard or smooth floors.

## Spare parts

The price of spare parts are model-specific and can be obtained by contacting Sedus: [sedus.at@sedus.at](mailto:sedus.at@sedus.at)



# Sales and delivery conditions

To review Sedus Stoll GesmbH 's T&Cs and our Guarantee policy please refer to the below website link:

[https://www.sedus.com/fileadmin/user\\_upload/Company/AGBs/Sedus\\_Terms\\_and\\_Conditions\\_AT\\_en.pdf](https://www.sedus.com/fileadmin/user_upload/Company/AGBs/Sedus_Terms_and_Conditions_AT_en.pdf)

or scan the QR code below:







# sedus