



office.

foxx | veron | pure | float\_fx storage

Modern, functional, and versatile – these are the main features of *foxx*, the office table series with a C-leg base. *foxx* meets a wide variety of office requirements and can be configured to single, group, or team workstations as needed. *foxx* offers several table variants: *foxx\_M* (multifunctional) provides the option of customising the equipment by adding modules. Cable management, accessory panel, modesty panel, CPU holder can be easily mounted on the multifunctional crossbar – no tools required. The electrically height-adjustable variants *foxx\_eRK* and *foxx\_eQK* offer an easy-to-use, ergonomically perfect sit-stand workstation.



*foxx\_M* adds colour to the office. The lower part of the cantilever foot can be selected in contrasting colours from the Wiesner-Hager surfaces collection.



Variable C-leg table series.

## Invisible cable management.

Cable grommets in the desktop and the generously sized cable channel ensure a tidy, largely invisible cabling of the table. This also applies to the *pure* table system.



## Multifunction crossbar.

Multifunction crossbar for mounting accessory panel, modesty panel and CPU holder. No tools required for mounting.



## Electric height adjustment.

The electrically height-adjustable table variants *foxx\_eRK* and *foxx\_eQK* facilitate an easy shift from a sitting to a standing height workstation. Range of adjustment: 650 to 1290 mm.



## Continuous height adjustment.

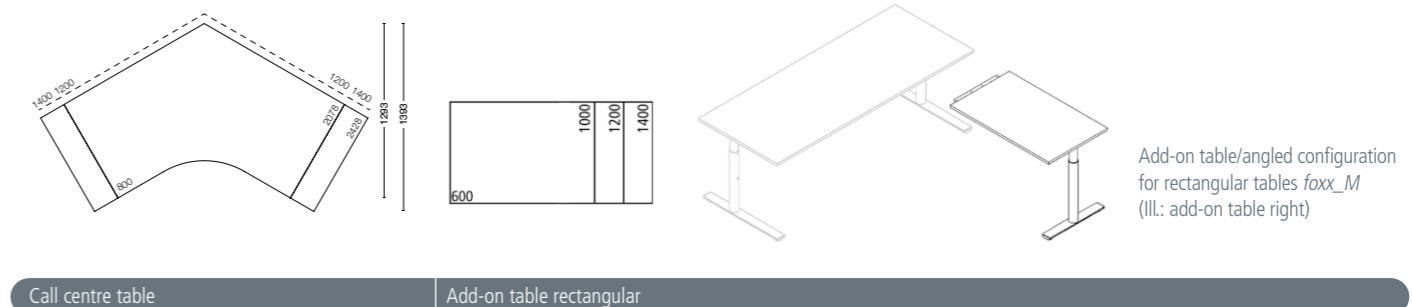
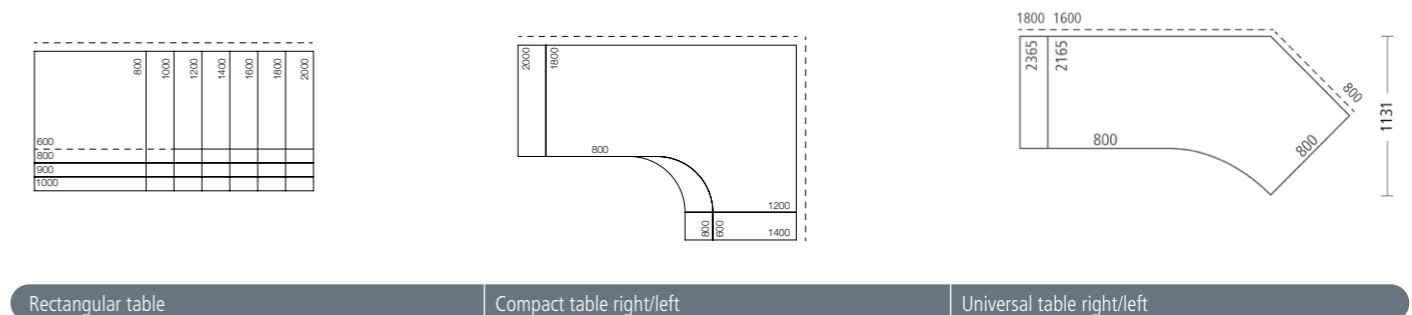
The working height of the table can be adjusted continuously from 650 to 850 mm.



## foxx\_M workstations

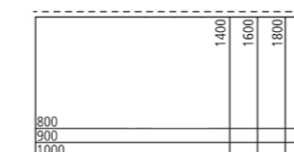
----- = possible position of accessory panel and modesty panel

Note: In the case of the compact, universal and call centre table the modesty panel can only be mounted on one side.



## foxx\_eRK and foxx\_eQK workstations

----- = possible position of accessory panel and modesty panel



Dimensions in mm

## Design:

### foxx\_M (multifunctional)

choice of laminate (MFC) or HPL top with seamless, moisture resistant laser edge (ABS edge), veneer with laminated wood edge, or compact top. Wood surfaces stained.

Frame: tubular steel frame structure with C-leg base, column 70 mm Ø, plastic glides. Working height 650 to 850 mm, continuously adjustable. With multifunction crossbar. Metal surfaces powder-coated.

Accessories: cable grommet rectangular or round / cable channel sheet steel, hinged on both sides / CPU holder / cable snake verticle / modesty panel perforated sheet steel.

Accessory panel: fabric-covered panel, usable as pinboard, sound-insulating, also available including accessory rail and/or modesty panel.

Accessory panel basic: carrier plate decorative laminate (MFC) with fabric-covered panel, aluminium profile, powder-coated, to accommodate organisation aids, also available including modesty panel.

### foxx\_eRK and foxx\_eQK

Electrical table height adjustment system. Steplessly adjustable to achieve optimum working height for individual users.

Table top: finish same as *foxx\_M*.

Frame: tubular steel frame with T-leg base, adjustable plastic glides.

Metal surfaces powder-coated either 55 eloxal silver, 9005M pitch black or 9016 white.

Column: *foxx\_eRK* 70 mm Ø, *foxx\_eQK* 70 x 70 mm.

Spacers (optional): steel plate, powder-coated either 55 eloxal silver, 9005M pitch black or 9016 white.





*veron* has a modern, simple design, but its lines are smoother and rounder than usual. Metal surfaces are used sparingly, with the focus on attractive colours and materials which transform the office environment into an invigorating place to work and communicate. Its extraordinary flexibility of configuration makes the *veron* table series a real all-rounder, suitable for one-person, two-person or team offices, for fixed or non-territorial workplaces, as well as for meeting rooms and other collaborative spaces.

Design: greutmann bolzern



Better living in the office.

*veron* is the answer to the growing wish to offset the technology-dominant look so often seen in modern office architecture. The privacy screen, which gives the workplace a comfortable and homely atmosphere, also serves to accommodate organisational elements in the accessory panel. The accessory panel is available in the variants basic and trend. The slim four-leg frame positioned at the outer corners of the tables offers the user maximum leg room, even on the narrow sides. Thanks to its clever design and judicious choice of materials, *veron* offers complete integration of today's technology and creates an attractive workplace that puts people at their ease.



Flexible and elegant.

The *veron* range also comprises large format tables and high tables in a variety of attractive finishes. Thanks to this and a comprehensive range of easy to configure options, including technology integration, *veron* is also perfect for use in conference rooms.


# Rich in detail.



**Accessory panel *trend*.**  
Panel with a detachable fabric strip in contrasting design. The fabric strip conceals fixing elements for storage trays and fixtures for flat screens.



**CPU holder.**  
The CPU holder houses the PC underneath the table top.



**Accessory panel *basic*.**  
Fabric-covered panel with accessory rail to hold storage trays.



**Table height.**  
Desks are available with a fixed height of 760 mm or optionally with an incrementally adjustable working height from 620 to 850 mm in compliance with EN norms.

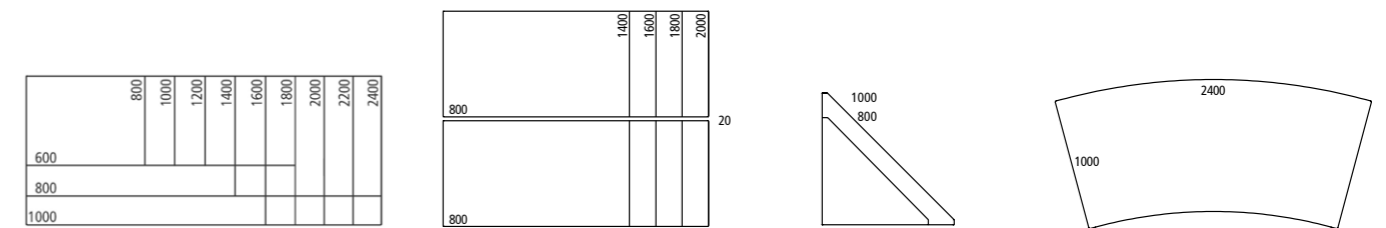


**Cable box.**  
Cable box with cover flap to accommodate multiple socket outlets for easy plugging in at table-top level.

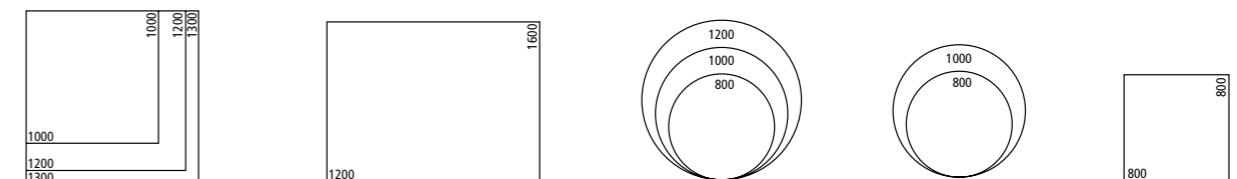


**Cable channel.**  
The cable channel below the table-top can be folded down, thus facilitating access to the electric cabling.

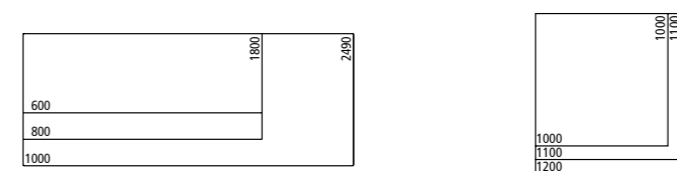
# Optional.



Work table Height 740    Dual workspace Height 740    Slot-in leaf    Work table Height 740



Meeting table Height 740    Meeting table Height 740    Meeting table Height 740    Meeting table Height 700-1110 gas-lift height adjustment    Meeting table Height 700-1110 gas-lift height adjustment



High table Height 1120    High table Height 1120

Dimensions in mm

## Design:


choice of laminate (MFC) or HPL top with seamless, moisture resistant laser edge (ABS edge), standard veneers or premium veneer (walnut) with laminated wood edge, or compact top. Wood surfaces stained.  
Frame: tubular steel legs and plinth, die-cast aluminium corner links. Metal surfaces powder-coated (meeting tables 1900T60 and 1900T61 only 55 eloxal silver, 1900T62 to 1900T64 55 eloxal silver, 38M anthracite and 9016 white).

## Accessories:

Accessory panel *trend*: fabric-covered panel (usable as pinboard) with detachable fabric strip. Accessory panel *basic*: decorative laminate with fabric-covered panel and accessory rail. Modesty panel: steel frame covered with semi-transparent fabric. Linking devices for lateral and cross linking; 2 linking devices required per table side. Electric cabling: cable grommets round and square, cable duct square, hinged cable channel.

The design of the office table range *pure* creates clarity of form, structures the space and provides for a harmonious blend of architecture and furniture. Thanks to its minimalist design and wide choice of specifications, *pure* is ideal for different work settings: from the functional back office to team zones and even even prestigious executive offices.

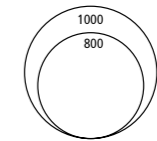
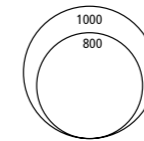
*pure vienna's* 60 x 30 mm rectangular tubular design creates two different impressions: from the front the desk looks elegant and strong; from the side, in contrast, it appears delicate and graceful.



## Figure 19



	1400	1600	1800	2000
800				
900				
1000				

Height 650-850

Height 740

Height 700-1110 gas-lift height adjustment

**Design:**

choice of laminate (MFC) or HPL top with seamless, moisture resistant laser edge (ABS edge), standard veneers or premium veneer (walnut) with laminated wood edge, or compact top. Wood surfaces stained.

Frame: tubular steel frame with four-legged base or skid frame, 60/30 mm rectangular tubular design, plastic glides. Continuously adjustable working height 650 to 850 mm. With multifunction crossbar. Metal surfaces powder-coated.

Accessories: cable grommet square or round / cable channel sheet steel, hinged on both sides / CPU holder / cable snake vertical / modesty panel perforated sheet steel.

Accessory panel: fabric-covered panel, usable as pinboard, sound-insulating, also optionally including aluminium accessory rail, eloxal silver.

choice of laminate (MFC) or HPL top with seamless, moisture resistant laser edge (ABS edge), standard veneers or premium veneer (walnut) with laminated wood edge, or compact top. Wood surfaces stained.

Frame: tubular steel, metal surfaces powder-coated (meeting tables 1900T60 and 1900T61 only 55 eloxal silver, 1900T62 to 1900T64 55 eloxal silver, 38M anthracite and 9016 white).

Frame: tubular steel, metal surfaces powder-coated (meeting tables 1900T60 and 1900T61 only 55 eloxal silver, 1900T62 to 1900T64 55 eloxal silver, 38M anthracite and 9016 white).



Functional, economical, and extremely adaptable – *float\_fx* provides the ideal storage space solution for all office areas. Its cabinet depth of 425 mm means that available office space is optimally utilised. Thanks to attractive rear panels the cabinets can be deployed anywhere in the room – providing storage space and zoning in one. Fabric rear panels (optional) improve room acoustics, can be used as pinboards, and add colour accents to the office. *float\_fx* stands for quality down to the minutest detail. The top-quality fittings and drawer runners by Hettich® ensure the smooth, safe and maintenance-free function of all the moving parts.



# float\_fx pedestals with and without castors.

float\_fx pedestals for a personal storage capacity at the workstation are easy, functional, safe and flexible in their features. The reduced design enables a combination with any furnishing style; a choice of various surfaces offers room for individual design variants. Every single detail of the float\_fx pedestal reflects the product's high quality standard. For example, it features a new

locking double castor that can carry a load of 70 kilos. The drawer runners by the renowned manufacturer Hettich® work on the ball bearing principle and guarantee a high load capacity and exact, smooth sliding action; softened drawer stops stand for high comfort every time the drawers are opened. The differentiated comfort package of float\_fx pedestals offers a

choice between various product features: from the variant *trend* up to the variant *comfort* with an integrated Silent® automatic return system with soft stop. *comfort* and *trend* – both variants, each in its very own way, embody the leading standards of quality, design and user comfort.

**Tilt resistant.**  
Suspension filing system with removable metal suspension filing frame.



**Sheet steel castor runners.**  
Stable fixation of castors capable of carrying a load of 70 kg each.



**Pen tray, 25 mm deep,**  
black PS plastic, for float\_fx trend.



**Drawer, black sheet steel**  
for float\_fx trend, depth 800 mm, as well as for float\_fx comfort.



**Drawer, black PS plastic**  
for float\_fx trend, depth 600 mm.



**Pen tray, 40 mm deep**  
incl. automatic return with soft stop for float\_fx comfort.



Mobile pedestal

Depth 600  
W 430 / H 600  
10 high, 1/3/3/3 high

Mobile pedestal

Depth 600  
W 430 / H 600  
10 high, 1/3/6 high

Mobile pedestal

Depth 800  
W 430 / H 600  
10 high, 1/3/3/3 high

Mobile pedestal

Depth 800  
W 430 / H 600  
10 high, 1/3/6 high



Side pedestal without castors

Depth 800 or 600  
W 430 / H 740  
12,5 high, 1/2,5/3/3/3 high

Side pedestal without castors

Depth 800 or 600  
W 430 / H 740  
12,5 high, 1/2,5/3/6 high

All front designs also with handles

Alternative handle shapes:  
profile handle, strap handle,  
bow handle and shell handle. .

W = width / H = height, 1 high = 50 mm / dimensions in mm  
All dimensions specified are available in the variants *trend* and *comfort*.

**Design:**

Front: choice of laminate (MFC) with ABS laser edge, standard veneers or premium veneer (walnut) with applied wood edge. Body: top, sides and back, choice of laminate (MFC) with ABS laser edge, standard veneers or premium veneer (walnut) with applied wood edge. Bottom shelf laminate (MFC) with ABS laser edge: if sides are in decorative laminate, bottom shelf is in the same colour as the sides, if sides are veneered, bottom shelf is in pastel grey D22. Seat upholstery: optional for pedestals 600 mm in height. Tilt resistance: anti-tilt locking mechanism for all pedestals, additional counterweight for pedestals with suspension filing system.

**Variant trend:**

Drawers with automatic return, drawer box plastic for depth 600 mm, sheet steel for depth 800 mm. Pen tray 25 mm high.

**Variant comfort:**

Drawers with Silent® automatic return system with soft stop, drawer boxes sheet steel, pen tray 40 mm high.



# float\_fx trolleys.

Wherever mobile storage space is required, *float\_fx* trolleys offer valuable services. Castors and grab handles ensure mobility, they are easily moved to wherever they are needed. The worktop version can also be used as a temporary

standing height workstation or as an informal meeting point. *float\_fx* trolleys offer plenty of storage space while taking up little room. Depending on the model, they can be equipped with up to five drawers and a pen tray in vari-

able modular design. The Hettich® drawer runners on ball bearings provide for maximum ease of use. In short: *float\_fx* trolleys stand for economic efficiency in the office – great benefit for comparatively low capital expenditure.



Trolley with cross-tambour	Trolley with cross-tambour	Trolley with cross-tambour	Trolley for 19-inch media equipment
W 530 / D 480 / H 1100 2 shelves	W 530 / D 480 / H 1123 2 shelves With hinged worktop	W 750 / D 480 / H 1100 2 shelves	W 590 / D 600 / H 1100 Vertical tambour front, without interior equipment, round cable grommet in upper and lower shelf

W= width / D = depth / H = total height / dimensions in mm

## Design:

Front: cross tambour polypropylene, coated in matt silver or white, slat thickness 12 mm, slat width 26,5 mm. Handle strip of plastic, silver or white, with lock. Body: choice of laminate (MFC) with ABS laser edge, standard veneers or premium veneer (walnut) with applied wood edge. Trolley 530 and 750 mm with cross-tambour front: shelves and centre partition laminate (MFC) with ABS laser edge: If sides are in decorative laminate, shelves and central partition are in the same colour as the sides; if the sides are veneered, shelves and central partition are in pastel grey D22. Shelf supports height adjustable, screwed, max. load capacity 20 kg.

Worktop: choice of laminate (MFC) with ABS laser edge, standard veneers or premium veneer (walnut) with applied wood edge. Castors: 4 lockable dual-wheel castors, plastic with soft running surface. Castor runners: sheet steel, each with 2 castor holding fixtures, plastic corner protection on all sides. Trolley for 19-inch media technology 590 mm with vertical tambour front: Slat width 30 mm. Handle strip of aluminium, silver, with lock. Without internal fittings, to accommodate 19-inch media technology. Other designs as above.



The pull-out cabinet offers storage space with direct access right at the workplace. The interior can be configured flexibly. This clever storage unit can also be used as a room divider, and, at a height of 1100 mm, it creates a stand up meeting point for easy communication and collaborative working.

## float\_fx cabinets.



The *float\_fx* cabinet series offers a wide range of cabinet types geared to different requirements: open-fronted cabinets, cabinets with hinged doors, sliding doors, cross-tambour doors and vertical tambour doors. Based on a standard cabinet depth of 425 mm, the system measurements are adapted to standard frame widths in file heights of two to six. Cabinets with sliding doors and lockers are also available with a depth of 600 mm. Side cabinets with a table height of 740 mm as well as stacking elements complete the series.

# float\_fx cabinets.



## Fabric rear panel.

Optional for cabinets up to a height of four high and stacking elements 1 high: fabric back that can be used as a pinboard.

All *float\_fx* cabinets are provided with attractive rear panels, allowing for them to be placed free-standing in the room so that they act at the same time as partitions. On request, rear panels are available covered with fabric so they can be used as pinboards. The wide choice of fabrics provides many options for adding colour accents to the office architecture. In terms of interior fittings, *float\_fx* is extremely flexible. Shelves, drawers and suspension filing systems can be positioned according to individual requirements. Top quality drawers by Hettich® ensure smooth and easy function. The tilt resistance of the cabinets is safeguarded by a general anti-tilt locking mechanism, by special assembly kits for wall mounting and/or by counterweights.



## Extension shelf.

On request an extension shelf can be mounted on the shelf at fourth file level.



## Locker (depth 425 mm).

Interior fittings of the locker with hat rack, pull-out coat hanger and mirror (optional).




## Suspension filing system.

The Quadro Duplex 50 roll-out stop 105 % by Hettich® provides easy access to the suspension filing system. Easy operation and tilt resistance are ensured by the automatic return and individual anti-tilt locking mechanisms.



## Drawers.

The drawers are made of sheet steel and are also equipped with 105 % roll-out stop, automatic return and individual anti-tilt locking mechanisms.



## Handles.

Different handle shapes are available depending on the model (see price list): profile handle, strap handle, bow handle, shell handle, and rotary olive handle.



## Interior fittings.

Interior fittings are available as an option. The pull-out cabinet is available e.g. with organisation panel with pinboard, private drawer, suspension filing system or pen tray.

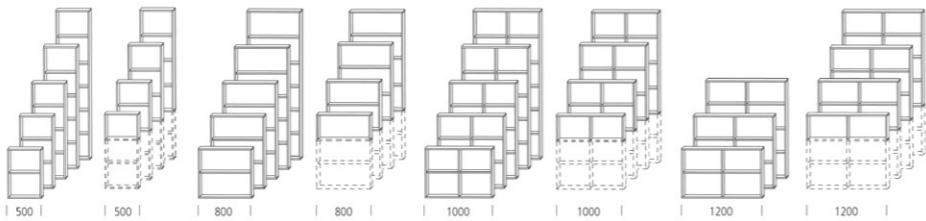
# Optional.

## Cabinets with open front

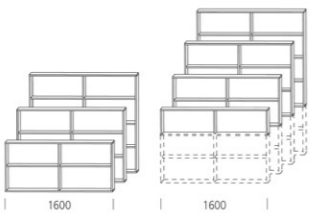


Depth 425

6 high (2190)  
5 high (1840)  
4 high (1450)  
3 high (1100)  
2 high (750)

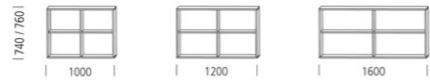


6 high (2190)  
5 high (1840)  
4 high (1450)  
3 high (1100)  
2 high (750)



Note: With plinth height + 30 mm.

Side cabinets



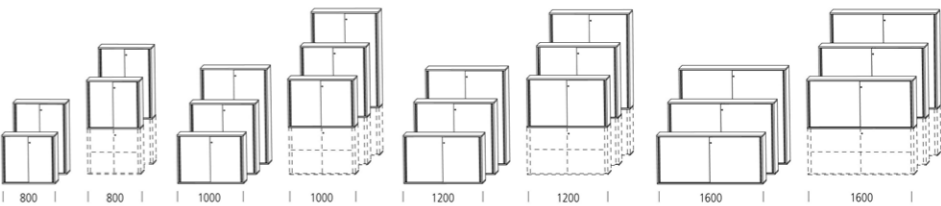
Note: Height is equal to table height.

## Cabinets with sliding doors



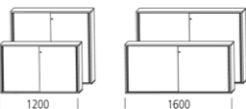
Depth 425

6 high (2190)  
5 high (1840)  
4 high (1450)  
3 high (1100)  
2 high (750)

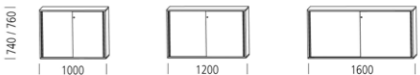


Depth 600

3 high (1100)  
2 high (750)



Side cabinets, depth 425



Note: Height is equal to table height.

Note: With plinth height + 30 mm.

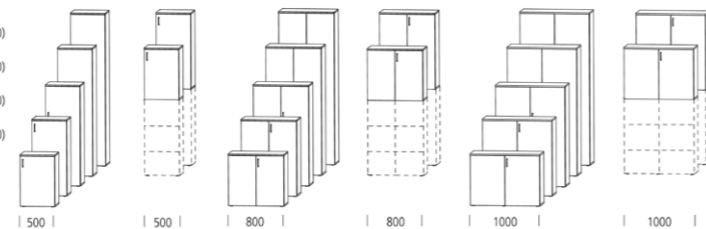
## Cabinets with hinged doors and lockers



Cabinets with hinged doors

Depth 425

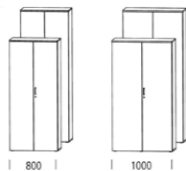
6 high (2190)  
5 high (1840)  
4 high (1450)  
3 high (1100)  
2 high (750)



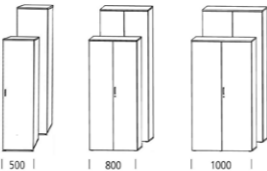
Lockers

Depth 425

6 OH (2190)  
5 OH (1840)



Depth 600



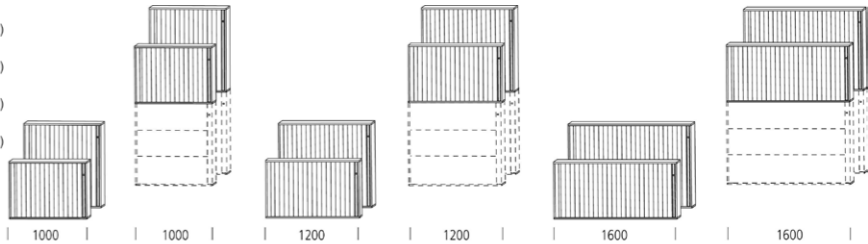
Note: With plinth height + 30 mm.

## Cabinets with cross-tambour doors

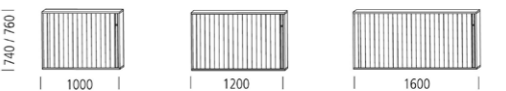


Depth 425

6 high (2190)  
5 high (1840)  
4 high (1450)  
3 high (1100)  
2 high (750)



Side cabinets



Note: With plinth height + 30 mm.

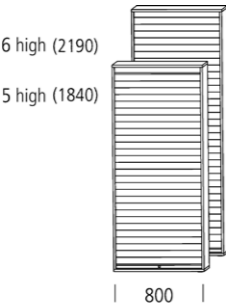
Note: Height is equal to table height.

# Optional.

## Cabinets with vertical tambour doors



Depth 425



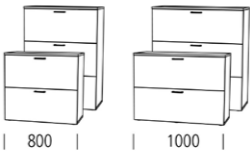
Note: With plinth height + 30 mm.

## Suspension file cabinet



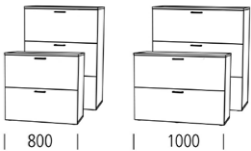
Depth 425

3 OH (1100)  
2 OH (750)



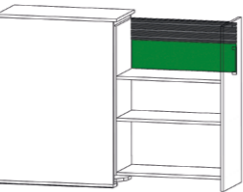
Depth 600

3 OH (1100)  
2 OH (750)

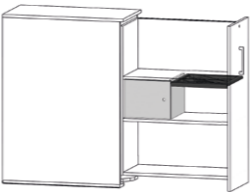


## Pull-out cabinet

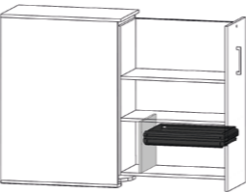
Interior equipment (against surcharge):



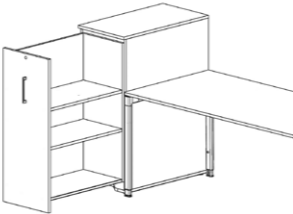
3<sup>rd</sup> level:  
orga panel with pinboard



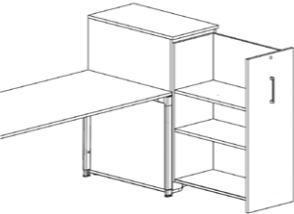
2<sup>nd</sup> level:  
personal effects compartment and pen tray



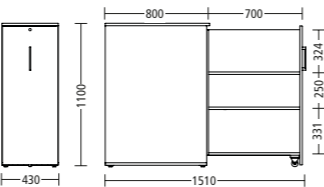
1<sup>st</sup> level:  
suspension filing



Pull-out cabinet left



Pull-out cabinet right

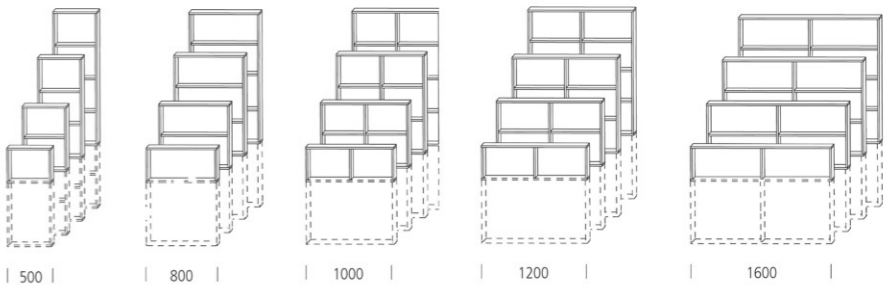


Dimensions in mm

## Stacking cabinets with open front

Depth 425

4 OH (1440)  
3 OH (1090)  
2 OH (740)  
1 OH (350)



Dimensions in mm



Design:
















Front: choice of laminate (MFC) with ABS laser edge, standard veneers or premium veneer (walnut) with applied wood edge.  
Tambour: polypropylene, coated in matt silver, 12 mm thick.  
Body: top and bottom shelves and/or sides: choice of laminate (MFC) with ABS laser edge, standard veneers or premium veneer (walnut) with applied wood edge.  
Rear panel: choice of laminate (MFC), standard or premium veneer (walnut). Exterior of back always fitted out as decorative rear panel. Optional: fabric rear panel, usable as a pinboard (possible for cabinets up to 4 high and stacking cabinets 1 high).  
Shelves: insertable safety shelf supports, height-adjustable.  
For open-fronted cabinets: choice of laminate (MFC) with front ABS laser edge, standard veneers or premium veneer (walnut) with applied wood front edge.  
For closed-front cabinets: shelves laminate (MFC) with front ABS laser edge. If sides are in decorative laminate, shelves are in the same colour as the sides, if sides are veneered, shelves are pastel grey D22.  
Steel shelves: RAL 7035 light grey.

Extension shelf: for cabinets 4 file levels or higher. Finishing in the colour of the shelf. Mounted below the shelf at 4-file level.  
Leg finish: cabinets: glides metal, height-adjustable up to 15 mm. Optional: plinth sheet steel, powder-coated acc. to colour code book, height 40 mm, height-adjustable up to 15 mm. Optionally all sides or individual sides.  
Side cabinets: glides black plastic, height-adjustable up to 8 mm.  
Drawers can be retrofitted (Hettich® Systema TOP 2000): drawer box (for drawer and suspension filing system) black-coated steel sheet, drawer: Quadro Duplex 50 roll-out stop 105 %, automatic return and individual anti-tilt locking mechanism.  
Suspension filing system: suspension filing frame black-coated steel, Quadro Duplex 50 roll-out stop 105 %. Automatic return and individual anti-tilt locking mechanism.  
Locking system: master locking system, replaceable barrels with 20 different locks.  
Safeguard against tilting: anti-tilt locking mechanism in all cabinets with drawers, wall-mounting, or optionally bolting back to back. Relevant safety instructions are delivered together with each cabinet.


We are constantly working to refine our products. Designs and dimensions are therefore subject to alteration.

Surfaces.

Wood stains

		
B02 natural beech	B22 champagne beech	E02 natural oak
		
B24 melange beech	B26 mocca beech	E30 anthracite oak
		
B28 maron beech	B41 tabac beech	E20 sandy oak
		
ES42 silver-grey ash	ES46 slate-grey ash	E40 dark brown oak
		
N02* American walnut	N10* American walnut tabac	A02 natural maple
* not for bodies		

MFC (laminates) / HPL (high pressure laminates)

		
D66 (MFC)   H412 (HPL) natural maple	D48 (MFC)   H1615 (HPL) natural cherry	D44 (MFC)   H1979 (HPL) natural beech
		
D64 (MFC)   H1334 (HPL) natural oak	D74 (MFC)   H1277 (HPL) light acacia	D50 (MFC)   H3306 (HPL) anthracite oak
		
D70 (MFC Structure) oak grey-beige	D68 (MFC Structure) oak tabac	D72 (MFC)   H260 (HPL) American walnut
		
D32 (MFC)   H077 (HPL) anthracite	D62 (MFC)   H075 (HPL) dark grey	D22 (MFC)   H074 (HPL) pastel grey
		
D60 (MFC)   H727 (HPL) stone grey	D58 (MFC)   H742 (HPL) pebble grey	D56 (MFC)   H085 (HPL) white
		
D80 (MFC)   H080 (HPL) black		

HPL Fenix

			
HF720 black	HF032 white	HF724 anthracite	HF718 grey

Fabric covers

For accessory panels, upholstery *float\_fx* pedestals, fabric backs *float\_fx* cabinets as well as modesty panels *veron* acc. to price list.

Possible deviations from the original colour shade are a result of printing techniques and do not constitute cause for complaint.

Colour stains (for beech surfaces)

	
BC12 white	BC52 anthracite
	
BC54 black	BC56 violet

Compact top


C40 white


C58 pebble grey

C22 pastel grey

C62 dark grey


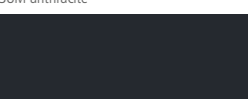

C32 anthracite

Metal colours


9016 white

9002 grey white

70 grey

55 eloxal silver

38M anthracite

9005M pitch black

4 chrome   7 polished aluminium

# Perfect Partners.



**nooi** conference chair



**poi** swivel chair



**paro\_2** swivel chair

A-4950 Altheim  
Linzer Strasse 22  
T +43 (7723) 460-0  
altheim@wiesner-hager.com

D-97080 Würzburg  
Schürerstrasse 3  
T +49 (931) 3 55 85-0  
wuerzburg@wiesner-hager.com


NL-6101 XB Echt  
Nobelweg 17  
T +31 (475) 41 02 22  
benelux@wiesner-hager.com

F-67201 Eckbolsheim  
13, rue Ettore Bugatti  
T +33 (3) 88 59 90 90  
F +33 (3) 88 59 90 89  
france@wiesner-hager.com

UK: Wiesner-Hager Ltd.  
Fourth Floor  
104-110 Goswell Road  
London  
EC1V 7DH  
T +44 (20) 7490 3627  
london@wiesner-hager.com

CZ-150 00 Praha 5  
Drtinova 557/10  
T +420 271 730 444  
praha@wiesner-hager.com

Certified acc. to:  
ISO 9001, ISO 14001  
and ISO 14025



**LASERKANTE**  
LASER EDGE

„Mission Backbone“:  
Here we'll show you  
how to significantly  
slash sick-leave.



10 - 2019 EN