

**esPattio**

**TECHNICAL FEATURES**

**VELETA**

By Pearson Lloyd





## Frame

Metal frame (lower ring) made of Ø18 mm steel tube with a thickness of 1.5 mm and an aluminium moulded corner piece. Epoxy paint.

## Seat, backrest and armrests

15 mm thick plywood skeletons, CNC cut and assembled. Seats with 9 cm high blocks of pocket springs and 1.5 mm diameter wires. Cut foam density 30 kg/m³ in seats. Backrest and armrests 40 kg/m³. Fibre and fabric cover with a system of plastic profiles.

## Connector between modules

Connector between modules made of plastic moulded parts of PA 15% fibreglass.

## Side tables

Metal structure made of Ø18 mm steel tube, thickness 2 mm and 5 mm steel sheet in the base and 4 mm in the cover fixing plate.

## Electrification

**Power outlet + A/C USB:** surface-mounted, recessed electrification for the table in black finish. Shallow installation depth (approximately 50 mm). Provides access to one power outlet and one A/C USB port. Available in International, UK, and USA systems. Includes 0.2 m cable and male Wieland GST18i3 plug. Power cable not included. Dimensions (h × Ø): 74 × 70 mm (International and UK systems) / 50 × 90 mm (USA system). Module electrification is not chainable.

## Packaging

The product is delivered packaged in an individual box that protects it during transport. The cardboard used for this box is 100% recyclable.

## Certificate

Our products are designed, manufactured and distributed according to current regulations and organizational standards.

## 5-year warranty

► [Warranty terms and conditions](#)

## Maintenance and cleaning of products

esPattio provides recommendations to the user so that their products always look new and in excellent condition.


As a general rule, we recommend the use of environmentally friendly cleaning agents. Please follow the cleaning product manufacturer's instructions.

► [Information](#)

Dimensions

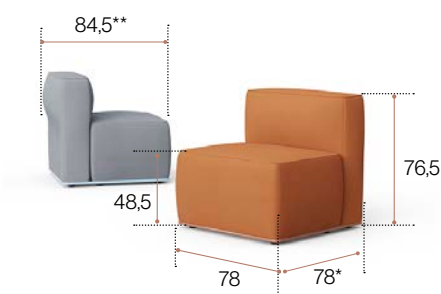
cm

Seat + backrest Lounge



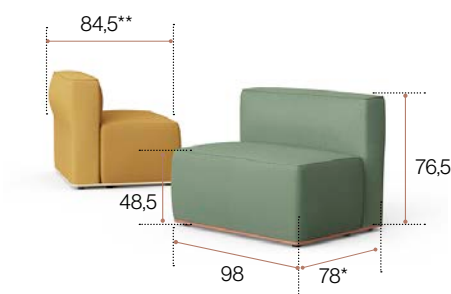
\*Seat + backrest one side  
\*\*Double-sided seats + backrests

Seat + backrest Task



\*Seat + backrest one side  
\*\*Double-sided seats + backrests

Seat + backrest Task



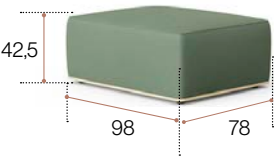
\*Seat + backrest one side  
\*\*Double-sided seats + backrests

Chaise Lounge

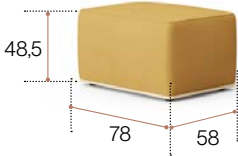


\*Seat + backrest one side  
\*\*Double-sided seats + backrests

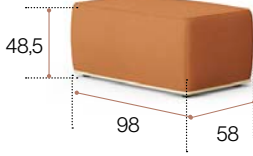
Seat Lounge




Seat Task




Seat Task



Arms




Tables



Side tables with metal tops



Cushion



Seat + backrest Lounge	4,2m
Seat + backrest Task (78 cm)	4,2m
Seat + backrest Task (98 cm)	4,35m
Seat Lounge	4,2m
Seat Task (78 cm)	4,2m
Seat Task (98 cm)	4,35m
Chaise Lounge	4,2m

Arm (98 cm)	2,1m
Arm (78 cm)	1,7m
Arm (58 cm)	1,3m
Table (98 cm)	1,5m
Table (78 cm)	1,9m
Cushion (75 cm)	0,8m
Cushion (58 cm)	0,7m
Cushion (38 cm)	0,5m

These minimum and maximum dimensions depend on the chosen configuration. Please consult if specific values are required.

## Life cycle analysis



PVEA2

Raw Material	kg	%
<b>Wood</b>	<b>23</b>	<b>64</b>
<b>Upholsteries / Filling material</b>	<b>6</b>	<b>17</b>
<b>Steel</b>	<b>2,5</b>	<b>7</b>
<b>Plastic</b>	<b>0,89</b>	<b>2,5</b>
<b>Aluminium</b>	<b>0,75</b>	<b>2</b>

**% Recycled Mat.= 49%**

**% Recyclable Mat. = 73%**

## Ecodesign

Results reached during the life cycle stages

### Materials

- Steel: 15%-99% recycled material.
- Wood: 70% of the wood material is recycled, has PEFC/FSC and complies within the E1 standard.
- Plastic: 30%-40% recycled material.
- Podwer painting without COV emissions.
- Staff material without HCFC and certified by Okotext.
- Upholsteries without COV emissions and certified by Okotext.
- Packings: 100% recyclable with inks with no solvents.

### Production

- Raw materials use optimization. Board, upholstery and steel tubes cut.
- Renewable energies use, reducing the CO2 emissions. (Photovoltaic pannels).
- Energy saving measures in all production process.
- COV global emission reduction of the production processes by 70%.
- Podwer painting recovery of 93% of the non deposited painting.
- Glue removal from the upholstery.
- The facilities have an internal sewage for liquid waste.
- Green points at the factory.
- 100% waste recycling at production process and dangerous waste special treatment.

### Transport

- Cardboard use optimization of the packings.
- Cardboard and packing materials use reduction.
- Flat packings and small bulks to optimize the space.
- Solid waste compacter which reduces transport and emissions.
- Light volumes and weights.
- Transport fleet renewal reducing by 28% the fuel consumption.
- Suppliers area reduction. Local market power and less pollution at transport.

### Use

- Easy maintenance and cleaning without solvents.
- esPattio guarantee.
- The highest quality for materials to provide a 10 year average life of the product.
- Useful life optimization of the product due to a standardized and modular design.
- The boards with no E1 particle emission.

### End life

- Easy unpacking for the recyclability or compound reuse.
- Piece standarization for the use.
- Recycled materials used for products (% recyclability):
- Wood is 100% recyclable. Steel is 100% recyclable. Aluminium is 100% recycable. Plastics are from 70 to 100% recyclable.
- With no air or water pollution while removing waste.
- Returnable, recyclable and reusable packing.

## Maintenance and cleaning guide

Guidelines for the proper cleaning and maintenance of the different parts of the product, considering the various materials they are made of.

### Fabrics

- ① Vacuum often.
- ② Rub the dirty spot with a wet cloth with PH neutral soap.  
Test first on a hidden spot.
- ③ Dry foam for carpets can be alternatively used.

### Wooden - melamine pieces

- ① Rub the dirty spot with a wet cloth with PH neutral soap.  
Test first on a hidden spot.
- ② Do not use abrasive products under any circumstances.

### Metal pieces

- ① Rub the dirty spot with a wet cloth with PH neutral soap.  
Test first on a hidden spot.
- ② Polished aluminum parts can be restored with polish on a dry cotton cloth to restore their initial gloss conditions.

### Plastic pieces

- ① Rub the dirty spot with a wet cloth with PH neutral soap.  
Test first on a hidden spot.
- ② Do not use abrasive products under any circumstances.