

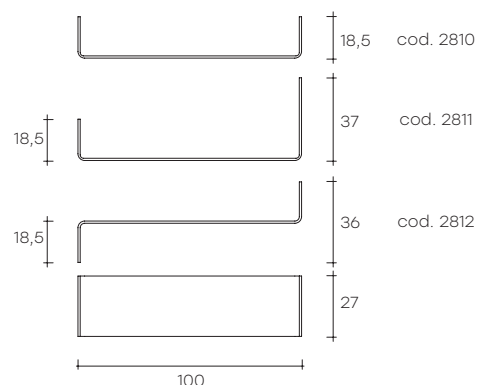


babila

DESIGN
LUCA CASINI

modello registrato
registered model

portata sul piano: 25 kg
load capacity on shelf: 25 kg



Mensola in vetro curvato da 10 mm. Shelf in 10 mm-thick curved glass.

dimensioni L, P, H dimensions L, W, H (cm)	COD./CODE	L	P/W	H	peso netto net weight (kg)	peso lordo gross weight (kg)	volume imballo package volume (m³)
Mensola. Reggimensola escluso. Glass shelf. Shelf bracket not included.	2810	100	27	18,5	10	16	0,14
	2811	100	27	37	13	21	0,27
	2812	100	27	36	10	17	0,21
Reggimensola in metallo cromato, confezione da due pezzi. Non compreso nel prezzo della mensola. Brackets in chromed metal. Min. 2 pcs (not included in the price of the shelf).	1167				0,5	1	0,01

FINITURE VETRO DISPONIBILI AVAILABLE GLASS FINISH

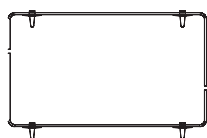
SPESSORE THICKNESS

Vetro extralight Extralight glass	10 mm
Vetro extralight retrolaccato RAL Extralight RAL back-lacquered glass	10 mm
Vetro Nero95 Black95 glass	10 mm
Vetro fumè Smoked glass	10 mm
Vetro bronzo Bronze glass	10 mm

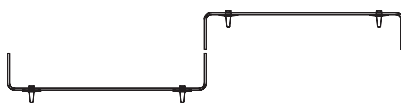
Per vetro acidato rivolgersi all'ufficio commerciale.
For acid-etched glass, please contact FIAM customer service.

COMPOSIZIONI / COMPOSITIONS

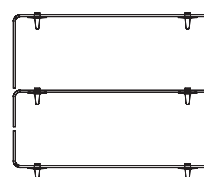
COMP. 1 2 pezzi
COMP. 1 2 pieces



COMP. 2 2 pezzi
COMP. 2 2 pieces




COMP. 3 3 pezzi
COMP. 3 3 pieces





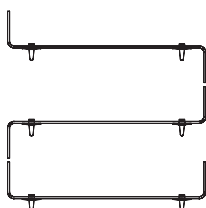
COMP. 4 3 pezzi
COMP. 4 3 pieces



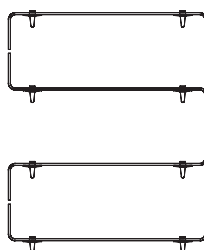
COMP. 5 3 pezzi
COMP. 5 3 pieces



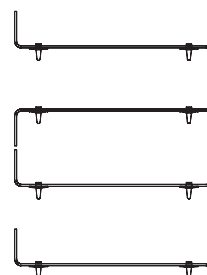
COMP. 6 3 pezzi
COMP. 6 3 pieces



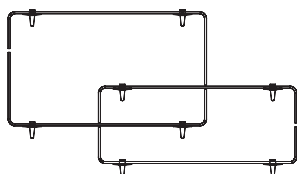
COMP. 7 4 pezzi
COMP. 7 4 pieces



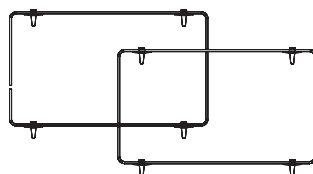
COMP. 8 4 pezzi
COMP. 8 4 pieces



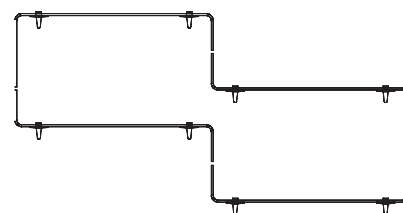
COMP. 9 4 pezzi
COMP. 9 4 pieces



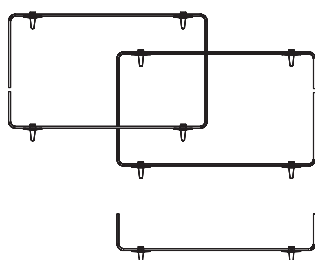
COMP. 10 4 pezzi
COMP. 10 4 pieces



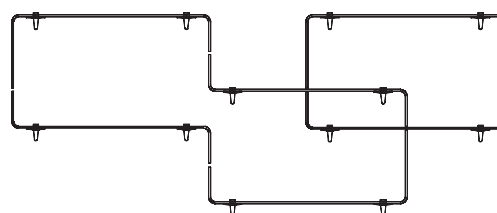
COMP. 11 4 pezzi
COMP. 11 4 pieces



COMP. 12 5 pezzi
COMP. 12 5 pieces



COMP. 13 6 pezzi
COMP. 13 6 pieces



COMP. 14 6 pezzi
COMP. 14 6 pieces



COMP. 15 6 pezzi
COMP. 15 6 pieces

