

# MIDJ

## Clessidra CT Coffee Table

design Paolo Vernier, 2019


Clessidra Coffee Table available in four different dimensions.

Base in metal and top in MDF, metal, hide, ceramic or marble.



### Colors and Materials


#### Structure



Papaya orange steel



Light blue metal



White steel



Ocean blue steel



Bronze metal



Sand steel




Fango steel




Golden yellow metal



Pastel yellow steel




Grafite metal




Ash grey metal



Light grey steel



Brown steel



Black steel




Ocher steel




Facepowder pink  
metal




Red steel



Bulgaro red metal




Cherry red metal



Pine green steel



Sage green metal



Dark green metal




White pearl metal



Blue turquoise metal




Blue sapphire metal




Industrial steel

Top



Papaya orange steel



Light blue metal



White steel



Ocean blue steel



Bronze metal



Sand steel




Fango steel



Golden yellow metal



Pastel yellow steel




Grafite metal



Ash grey metal



Light grey steel



Brown steel



Black steel



Ocher steel



Facepowder pink metal



Red steel



Bulgaro red metal



Cherry red metal



Pine green steel



Sage green metal



Dark green metal




Laquered MDF  
5 Colors



Hide  
18 Colors



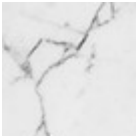
Tuscan hide  
6 Colors



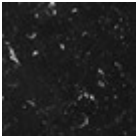
Crystalceramic  
12 Colors




Beige travertino romano marble  
1 color



White calacatta vagli marble  
1 color



Black marquina marble  
1 color



Green tinos marble  
1 color



White pearl metal

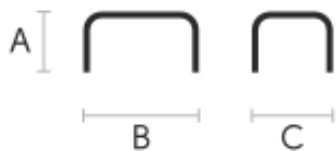


Blue turquoise metal



Blue sapphire metal

Dimensions



## Volumetric Details

**Weight** 15.5 Kg  
**Volume** 0.04 mc  
**Package** 2

	A (cm) (inch)	B (cm) (inch)	C (cm) (inch)
Clessidra H26 D70 (cm) (inch)	26 10.2	42 16.5	70 27.6
Clessidra H30 D80 (cm) (inch)	30 11.8	52 20.5	80 31.5
Clessidra H40 D40 (cm) (inch)	40 15.7	24 9.4	40 15.7
Clessidra H50 D50 (cm) (inch)	50 19.7	29.4 11.6	50 19.7

## Materials Certifications

### Dark green metal

The technologies used in the previous phase of powder coating play a fundamental role in the final result of the processing. They are in fact essential to increase adherence paint on the metal surface and then guarantee its duration over time. The metal frames, following a total cleaning of the surface, pass through chemical conversion processes, creating a compact base that allows for better adhesion of the subsequent treatment. In the last phase the object subjected to the powder coating process is placed in a polymerization oven, going to form an adherent and extremely tight layer durable. This particular paint job is ideal for outdoor use.

To clean the surface, use a damp microfiber cloth with neutral soap or specific metal cleaning products. Avoid hitting or rubbing the surface with sharp objects. Do not use scourers or other abrasive materials, since they would inevitably scratch the surface. Do not leave rusty iron objects on the surface for too long.

These surface treatments are not suitable for outdoor use, but they guarantee excellent resistance to frequent use, dirt and dust.

## Materials Certifications

### White pearl metal

The technologies used in the previous phase of powder coating play a fundamental role in the final result of the processing. They are in fact essential to increase adherence paint on the metal surface and then guarantee its duration over time. The metal frames, following a total cleaning of the surface, pass through chemical conversion processes, creating a compact base that allows for better adhesion of the subsequent treatment. In the last phase the object subjected to the powder coating process is placed in a polymerization oven, going to form an adherent and extremely tight layer durable. This particular paint job is ideal for outdoor use.

To clean the surface, use a damp microfiber cloth with neutral soap or specific metal cleaning products. Avoid hitting or rubbing the surface with sharp objects. Do not use scourers or other abrasive materials, since they would inevitably scratch the surface. Do not leave rusty iron objects on the surface for too long.

These surface treatments are not suitable for outdoor use, but they guarantee excellent resistance to frequent use, dirt and dust.

---

## Materials Certifications

### Blue turquoise metal

The technologies used in the previous phase of powder coating play a fundamental role in the final result of the processing. They are in fact essential to increase adherence paint on the metal surface and then guarantee its duration over time. The metal frames, following a total cleaning of the surface, pass through chemical conversion processes, creating a compact base that allows for better adhesion of the subsequent treatment. In the last phase the object subjected to the powder coating process is placed in a polymerization oven, going to form an adherent and extremely tight layer durable. This particular paint job is ideal for outdoor use.

To clean the surface, use a damp microfiber cloth with neutral soap or specific metal cleaning products. Avoid hitting or rubbing the surface with sharp objects. Do not use scourers or other abrasive materials, since they would inevitably scratch the surface. Do not leave rusty iron objects on the surface for too long.

These surface treatments are not suitable for outdoor use, but they guarantee excellent resistance to frequent use, dirt and dust.

---

## Materials Certifications

### Blue sapphire metal

The technologies used in the previous phase of powder coating play a fundamental role in the final result of the processing. They are in fact essential to increase adherence paint on the metal surface and then guarantee its duration over time. The metal frames, following a total cleaning of the surface, pass through chemical conversion processes, creating a compact base that allows for better adhesion of the subsequent treatment. In the last phase the object subjected to the powder coating process is placed in a polymerization oven, going to form an adherent and extremely tight layer durable. This particular paint job is ideal for outdoor use.

To clean the surface, use a damp microfiber cloth with neutral soap or specific metal cleaning products. Avoid hitting or rubbing the surface with sharp objects. Do not use scourers or other abrasive materials, since they would inevitably scratch the surface. Do not leave rusty iron objects on the surface for too long.

These surface treatments are not suitable for outdoor use, but they guarantee excellent resistance to frequent use, dirt and dust.

---

## Materials Certifications

### Dark green metal

The technologies used in the previous phase of powder coating play a fundamental role in the final result of the processing. They are in fact essential to increase adherence paint on the metal surface and then guarantee its duration over time. The metal frames, following a total cleaning of the surface, pass through chemical conversion processes, creating a compact base that allows for better adhesion of the subsequent treatment. In the last phase the object subjected to the powder coating process is placed in a polymerization oven, going to form an adherent and extremely tight layer durable. This particular paint job is ideal for outdoor use.

To clean the surface, use a damp microfiber cloth with neutral soap or specific metal cleaning products. Avoid hitting or rubbing the surface with sharp objects. Do not use scourers or other abrasive materials, since they would inevitably scratch the surface. Do not leave rusty iron objects on the surface for too long.

These surface treatments are not suitable for outdoor use, but they guarantee excellent resistance to frequent use, dirt and dust.

---

## Materials Certifications

### Hide

FIRE RESISTANCE:  
CLASSE 1IM  
BS 5852 1-2

Hide is hygienic and practical, wear resistant and breathable. It is obtained from skin of cattle raised for

food purposes, and subsequently treated with chromium salts. Any imperfections on the hide surface are a natural feature that guarantee its originality.

#### CLEANING AND MAINTENANCE

Dust the surface regularly, with a dry and soft cloth. In case of stains, use only a non-abrasive damp cloth, and gently rub the area by moving the cloth in a circular direction starting from the edges of the stain towards the center. We recommend to act promptly: a delay could compromise the cleaning result. Do not use products that contain solvents or alcohol since they can damage the surface. Dry immediately after treatment. For a good conservation of the product, avoid direct sunlight, that can alter its characteristics and color, as well as exposure to heat sources.

We recommend that you always test the cleaning method on a hidden part of the item to check the resistance of the color. These tips are cleaning recommendations and do not guarantee complete stain removal.

Colour samples are to be considered approximate for each product. Slight color differences between a lot and the other are to be considered normal.

---

## Materials Certifications

### Tuscan hide

#### TYPE: NABUK TUSCAN HIDE

Nabuk Tuscan hide is obtained by working on the external part of the animal's skin, the fiore part. The surface is polished by using specific machinery, with the aim of obtaining a soft and velvety surface.

Nabuk is a very fine hide, as only the best leathers are suitable for this type of processing, but at the same time it must

be carefully maintained. Small imperfections on the surface guarantee its originality and naturalness, and are not to be considered manufacturing defects. This material is not water repellent and fears humidity.

To maintain the beauty of the original color, avoid putting the Nabuk Tuscan hide into contact with water or any other liquid. Absorption of liquid can lead to an alteration of the finish.

#### TYPE: FIORE TUSCAN HIDE

Fiore Tuscan hide is a high-quality natural material, and softness is its main feature. Hide is not afraid to show the signs of time, that contribute to make it a unique product. Possible imperfections such as scratches, scars or stains on its surface are a natural feature that guarantee its originality and quality.

This material is not water repellent and fears humidity. To maintain the beauty of the original color, avoid putting the Fiore Tuscan hide into contact with water or any other liquid. Absorption of liquid can lead to an alteration of the finish.

#### CLEANING AND MAINTENANCE

Hide is a fine and durable material, but still needs special attention. Do not directly expose it to light or heat sources, in order to preserve its characteristics. Avoid damaging the surface with sharp objects. To clean it, use a soft brush such as those commonly used for clothing. Alternatively, it can also be used a soft and dry cloth. Do not use specific liquid products or conditioners to clean the hide.

---

## Materials Certifications

### Beige travertino romano marble

Marble is a limestone rock that has taken on a crystalline structure, capable of acquiring a good smoothing and polishing, following a skillful processing.

The natural components of the rock (quartz, graphite, iron hydroxide, etc.) can give different colors and appearance, which determine the different type of marble. We have selected marbles of the most prestigious

Italian, Greek and Spanish origin. Each marble top is unique and unrepeatable: the block from which the slabs are obtained shows colors influenced by mineral substances present in nature. For this reason, it is impossible to obtain identical slabs. As a natural material, worked with procedures that maintain its quality, it is possible to observe distinctive

traits such as veins, slight surface irregularities, small holes and pigmented colors of various types, that make the material unique and inimitable and do not compromise its quality or structural seal.

#### CLEANING AND MAINTENANCE

For regular cleaning, use a soft microfiber cloth ampened with water or with a solution of water and neutral soap. In case of stains, it is possible to apply specific products for marble cleaning, taking care to

always dry the surface with a clean cloth or a sheet of absorbent paper. Some types of stains, if not promptly removed, could leave a more or less visible ring. To preserve the beauty of the material, we recommend not pouring acidic substances, such as carbonated or alcoholic drinks, lemon juice, wine, coffee, tea or vinegar, on the marble tops. In case of contact, act promptly by removing them completely, and then rinsing the surface with a soft cloth moistened with water in order not to let liquids penetrate the pores. The persistence of the stain over time hinders its complete removal. Do not use abrasive sponges or cleaners, ammonia, bleach or acids. These tips are cleaning recommendations and do not guarantee complete stain removal. We recommend that you always test the cleaning method on a hidden part of the item to check the resistance of the material.

Colour samples are to be considered approximate for each product. Slight color differences between a lot and the other are to be considered normal.

---

## Materials Certifications

### White calacatta vagli marble

Marble is a limestone rock that has taken on a crystalline structure, capable of acquiring a good smoothing and polishing, following a skillful processing. The natural components of the rock (quartz, graphite, iron hydroxide, etc.) can give different colors and appearance, which determine the different type of marble. We have selected marbles of the most prestigious Italian, Greek and Spanish origin. Each marble top is unique and unrepeatable: the block from which the slabs are obtained shows colors influenced by mineral substances present in nature. For this reason, it is impossible to obtain identical slabs. As a natural material, worked with procedures that maintain its quality, it is possible to observe distinctive traits such as veins, slight surface irregularities, small holes and pigmented colors of various types, that make the material unique and inimitable and do not compromise its quality or structural seal.

#### CLEANING AND MAINTENANCE

For regular cleaning, use a soft microfiber cloth dampened with water or with a solution of water and neutral soap. In case of stains, it is possible to apply specific products for marble cleaning, taking care to always dry the surface with a clean cloth or a sheet of absorbent paper. Some types of stains, if not promptly removed, could leave a more or less visible ring. To preserve the beauty of the material, we recommend not pouring acidic substances, such as carbonated or alcoholic drinks, lemon juice, wine, coffee, tea or vinegar, on the marble tops. In case of contact, act promptly by removing them completely, and then rinsing the surface with a soft cloth moistened with water in order not to let liquids penetrate the pores. The persistence of the stain over time hinders its complete removal. Do not use abrasive sponges or cleaners, ammonia, bleach or acids. These tips are cleaning recommendations and do not guarantee complete stain removal. We recommend that you always test the cleaning method on a hidden part of the item to check the resistance of the material.

Colour samples are to be considered approximate for each product. Slight color differences between a lot and the other are to be considered normal.

---

## Materials Certifications

### Black marquina marble

Marble is a limestone rock that has taken on a crystalline structure, capable of acquiring a good smoothing and polishing, following a skillful processing. The natural components of the rock (quartz, graphite, iron hydroxide, etc.) can give different colors and appearance, which determine the different type of marble. We have selected marbles of the most prestigious Italian, Greek and Spanish origin. Each marble top is unique and unrepeatable: the block from which the slabs are obtained shows colors influenced by mineral substances present in nature. For this reason, it is impossible to obtain identical slabs. As a natural material, worked with procedures that maintain its quality, it is possible to observe distinctive traits such as veins, slight surface irregularities, small holes and pigmented colors of various types, that make the material unique and inimitable and do not compromise its quality or structural seal.

#### CLEANING AND MAINTENANCE

For regular cleaning, use a soft microfiber cloth dampened with water or with a solution of water and neutral soap. In case of stains, it is possible to apply specific products for marble cleaning, taking care to

always dry the surface with a clean cloth or a sheet of absorbent paper. Some types of stains, if not promptly removed, could leave a more or less visible ring. To preserve the beauty of the material, we recommend not pouring acidic substances, such as carbonated or alcoholic drinks, lemon juice, wine, coffee, tea or vinegar, on the marble tops. In case of contact, act promptly by removing them completely, and then rinsing the surface with a soft cloth moistened with water in order not to let liquids penetrate the pores. The persistence of the stain over time hinders its complete removal. Do not use abrasive sponges or cleaners, ammonia, bleach or acids. These tips are cleaning recommendations and do not guarantee complete stain removal. We recommend that you always test the cleaning method on a hidden part of the item to check the resistance of the material.

Colour samples are to be considered approximate for each product. Slight color differences between a lot and the other are to be considered normal.

---

## Materials Certifications

### Green tinos marble

Marble is a limestone rock that has taken on a crystalline structure, capable of acquiring a good smoothing and polishing, following a skillful processing. The natural components of the rock (quartz, graphite, iron hydroxide, etc.) can give different colors and appearance, which determine the different type of marble. We have selected marbles of the most prestigious Italian, Greek and Spanish origin. Each marble top is unique and unrepeatable: the block from which the slabs are obtained shows colors influenced by mineral substances present in nature. For this reason, it is impossible to obtain identical slabs. As a natural material, worked with procedures that maintain its quality, it is possible to observe distinctive traits such as veins, slight surface irregularities, small holes and pigmented colors of various types, that make the material unique and inimitable and do not compromise its quality or structural seal.

#### CLEANING AND MAINTENANCE

For regular cleaning, use a soft microfiber cloth ampened with water or with a solution of water and neutral soap. In case of stains, it is possible to apply specific products for marble cleaning, taking care to always dry the surface with a clean cloth or a sheet of absorbent paper. Some types of stains, if not promptly removed, could leave a more or less visible ring. To preserve the beauty of the material, we recommend not pouring acidic substances, such as carbonated or alcoholic drinks, lemon juice, wine, coffee, tea or vinegar, on the marble tops. In case of contact, act promptly by removing them completely, and then rinsing the surface with a soft cloth moistened with water in order not to let liquids penetrate the pores. The persistence of the stain over time hinders its complete removal. Do not use abrasive sponges or cleaners, ammonia, bleach or acids. These tips are cleaning recommendations and do not guarantee complete stain removal. We recommend that you always test the cleaning method on a hidden part of the item to check the resistance of the material.

Colour samples are to be considered approximate for each product. Slight color differences between a lot and the other are to be considered normal.

---

## Materials Certifications

### White pearl metal

The technologies used in the previous phase of powder coating play a fundamental role in the final result of the processing. They are in fact essential to increase adherence paint on the metal surface and then guarantee its duration over time. The metal frames, following a total cleaning of the surface, pass through chemical conversion processes, creating a compact base that allows for better adhesion of the subsequent treatment. In the last phase the object subjected to the powder coating process is placed in a polymerization oven, going to form an adherent and extremely tight layer durable. This particular paint job is ideal for outdoor use.

To clean the surface, use a damp microfiber cloth with neutral soap or specific metal cleaning products. Avoid hitting or rubbing the surface with sharp objects. Do not use scourers or other abrasive materials, since they would inevitably scratch the surface. Do not leave rusty iron objects on the surface for too long.

These surface treatments are not suitable for outdoor use, but they guarantee excellent resistance to frequent use, dirt and dust.

---

# Materials Certifications

## Blue turquoise metal

The technologies used in the previous phase of powder coating play a fundamental role in the final result of the processing. They are in fact essential to increase adherence paint on the metal surface and then guarantee its duration over time. The metal frames, following a total cleaning of the surface, pass through chemical conversion processes, creating a compact base that allows for better adhesion of the subsequent treatment. In the last phase the object subjected to the powder coating process is placed in a polymerization oven, going to form an adherent and extremely tight layer durable. This particular paint job is ideal for outdoor use.

To clean the surface, use a damp microfiber cloth with neutral soap or specific metal cleaning products. Avoid hitting or rubbing the surface with sharp objects. Do not use scourers or other abrasive materials, since they would inevitably scratch the surface. Do not leave rusty iron objects on the surface for too long.

These surface treatments are not suitable for outdoor use, but they guarantee excellent resistance to frequent use, dirt and dust.

---

# Materials Certifications

## Blue sapphire metal

The technologies used in the previous phase of powder coating play a fundamental role in the final result of the processing. They are in fact essential to increase adherence paint on the metal surface and then guarantee its duration over time. The metal frames, following a total cleaning of the surface, pass through chemical conversion processes, creating a compact base that allows for better adhesion of the subsequent treatment. In the last phase the object subjected to the powder coating process is placed in a polymerization oven, going to form an adherent and extremely tight layer durable. This particular paint job is ideal for outdoor use.

To clean the surface, use a damp microfiber cloth with neutral soap or specific metal cleaning products. Avoid hitting or rubbing the surface with sharp objects. Do not use scourers or other abrasive materials, since they would inevitably scratch the surface. Do not leave rusty iron objects on the surface for too long.

These surface treatments are not suitable for outdoor use, but they guarantee excellent resistance to frequent use, dirt and dust.