

SANDIE

Technical information



Other documents available for this product

- User manual for SANDIE executive, task and visitor chairs
- User manual for SANDIE lounge chairs
- NARBUTAS product care guide

10 year Warranty

See Warranty statement



Technical information

Types

- Executive chair (1)
- Task chair (2)
- Visitor chair (3)
- Low-back lounge chair (4)
- High-back lounge chair (5)
- Ottoman (6)

1



2



3




4



5



6



Executive / Task / Visitor chair

Backrest

- Steel frame moulded with polyurethane;
- Upholstered with fabric or leather.

Backrest (padded version)

- Steel frame moulded with polyurethane, glued with foam and polyester wadding;
- Upholstered in genuine leather only, with horizontal stitching.

Seat

- Insert moulded in polyurethane;
- Upholstered with fabric or leather.

Seat (padded version)

- Insert moulded in polyurethane and glued with polyester wadding;
- Upholstered in natural leather only, with horizontal stitching.

Mechanism

- Weight-sensitive synchro-mechanism;
- Three locking positions adjusted by an integrated lever;
- Maximum backrest tilt angle: 18°, maximum seat tilt angle: 6°;
- Backrest connection part made of steel;
- Black outer shell made of plastic.

Gas lift

- Chromed or black;
- 135 mm adjustment range for 5-star base;
- 130 mm adjustment range for 4-star base;
- Maximum load of up to 110 kg*.

*Tested according to standard EN 16139, which certifies that the chair can withstand a load of up to 110 kg. Exceeding this limit or improper use may cause damage or injury.

Base

- Swivel 5-star base, polished or black powder-coated aluminium, external Ø735 mm;
- Swivel 4-star base, polished or black powder-coated aluminium, external Ø775 mm;
- Swivel pyramid-type wooden base with polished or black powder-coated aluminium joint, external Ø650 mm, with plastic glides for soft floors or glides with felt pads for hard floors.

Castors

- Rubber-free wheel castors for hard floor, Ø65 mm;
- Polyamide (PA) free wheel castors for soft floor, Ø65 mm;
- Rubber self-braking castors for hard floor, Ø65 mm;
- Polyamide (PA) self-braking castors for soft floor, Ø65 mm.

Low-back lounge chair

Seat and back

- Steel frame moulded in polyurethane;
- Upholstered with fabric or leather.

Seat cushion

- Made of polyurethane;
- Upholstered with fabric or leather;
- Attached with Velcro.

Mechanism (only with 4-star base)

- Fixed mechanism;
- Polished or black;
- Height adjustment by side lever (finished in chrome).

Gas lift (only with 4-star base)

- Chromed or black;
- 100 mm adjustment range;
- Maximum load of up to 110 kg*.

*Tested according to standard EN 16139, which certifies that the lounge chair can withstand a load of up to 110 kg. Exceeding this limit or improper use may cause damage or injury.

Base

- Powder-coated steel frame, Ø12 mm rod, with plastic glides for soft floors or glides with felt pads for hard floors;
- Swivel 4-star base, polished or black powder-coated aluminium, external Ø875 mm;
- Swivel pyramid-type wooden base with polished or black powder-coated aluminium joint, external Ø845 mm, with plastic glides for soft floors or glides with felt pads for hard floors;
- Solid ash wood base with plastic glides for soft floors or glides with felt pads for hard floors.

High-back lounge chair

Backrest

- Steel frame moulded in polyurethane;
- Upholstered with fabric or leather.

Seat

- Insert moulded in polyurethane;
- Rigid polyurethane bottom cover;
- Upholstered with fabric or leather.

Mechanism

- Hidden inside the seat;
- Weight-sensitive synchro-mechanism;
- Three locking positions adjusted by side lever (finished in chrome);
- Maximum backrest tilt angle: 16°;
- Backrest connection part made of steel;
- Mechanism made of aluminium.

Cylinder

- Fixed-height cylinder with damping effect;
- Chromed or black.

Base

- Swivel 4-star base, polished or black powder-coated aluminium, external Ø875 mm;
- Swivel pyramid-type wooden base with polished or black powder-coated aluminium joint, external Ø845 mm, with plastic glides for soft floors or glides with felt pads for hard floors.

Ottoman

Top cushion

- Plywood insert moulded in polyurethane;
- Assembled using metal fittings;
- Upholstered with fabric or leather;
- Maximum load of up to 110 kg*.

*Tested according to standard EN 16139, which certifies that the ottoman can withstand a load of up to 110 kg. Exceeding this limit or improper use may cause damage or injury.

Cylinder

- Fixed-height cylinder with damping effect;
- Chromed or black.

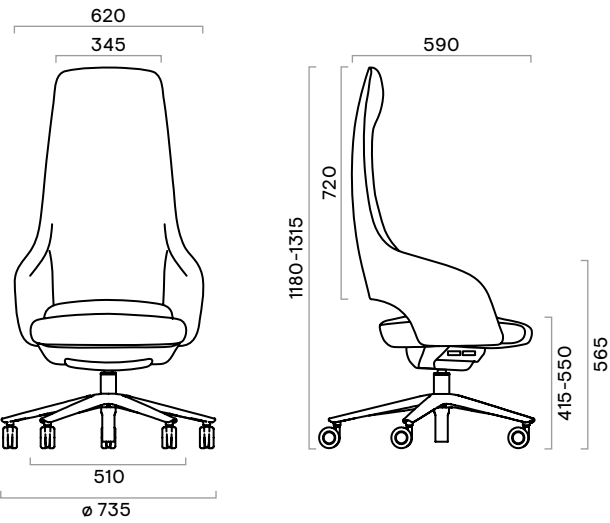
Base

- Swivel 4-star base, polished or black powder-coated aluminium, external Ø775 mm;
- Swivel pyramid-type wooden base with polished or black powder-coated aluminium joint, external Ø740 mm, with plastic glides for soft floors or glides with felt pads for hard floors.

Range

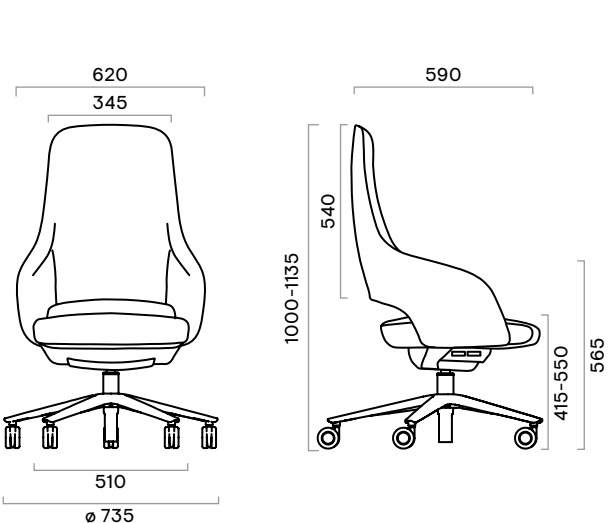
Executive chair

5-star base



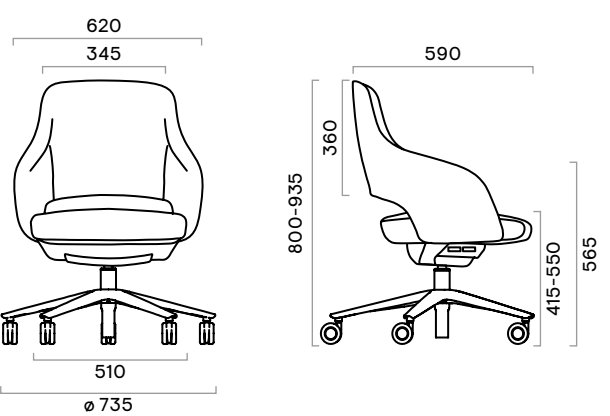
Medium-back task chair

5-star base



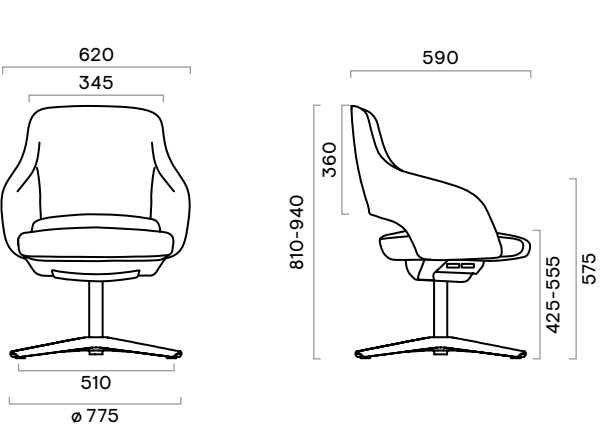
Low-back task chair

5-star base

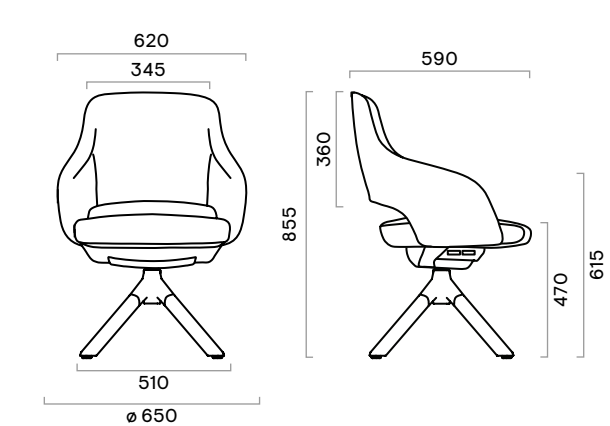


Low-back visitor chair

4-star base

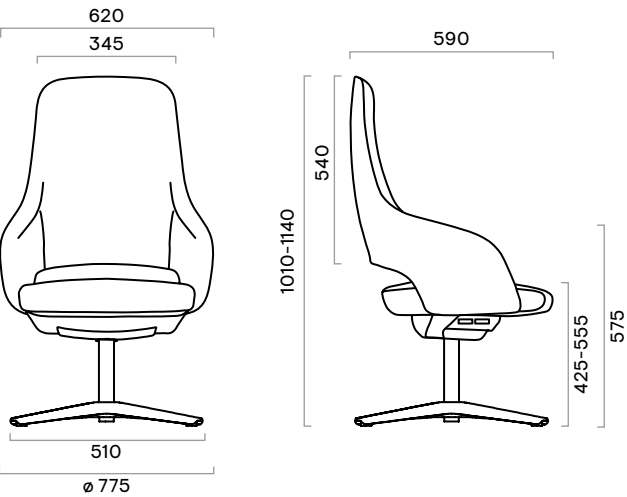


Pyramid-type wooden base

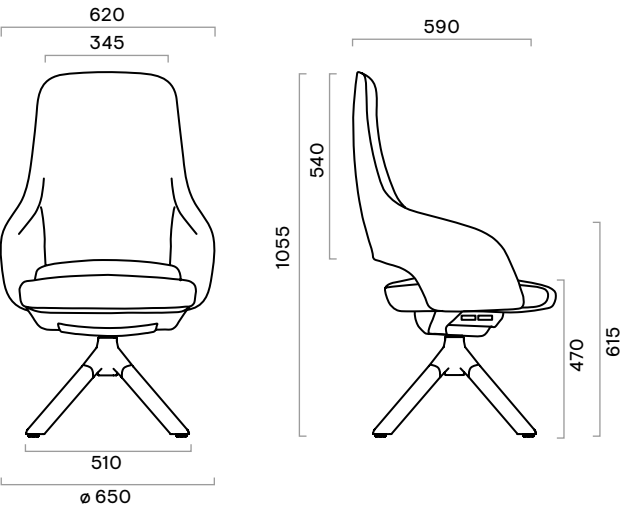


Medium-back visitor chair

4-star base

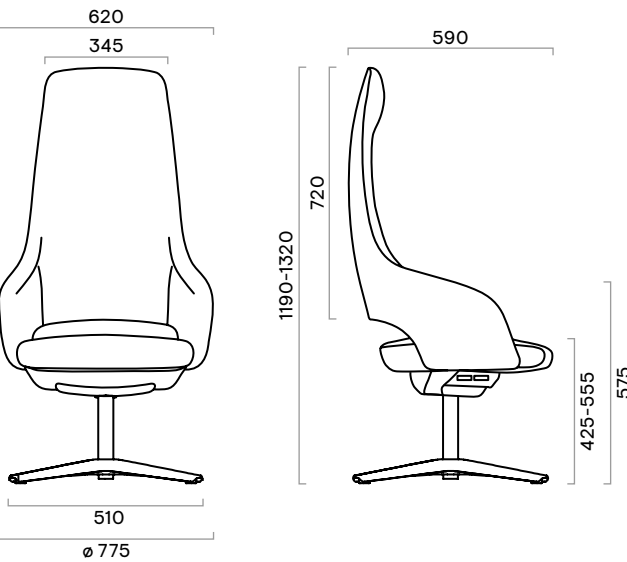


Pyramid-type wooden base

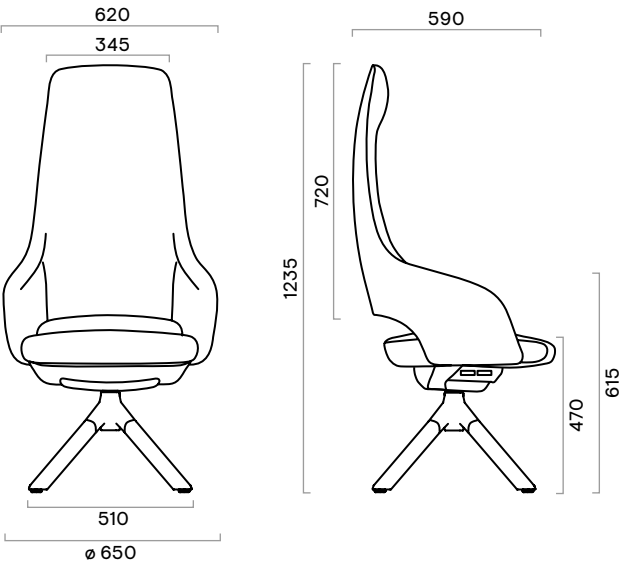


High-back visitor chair

4-star base

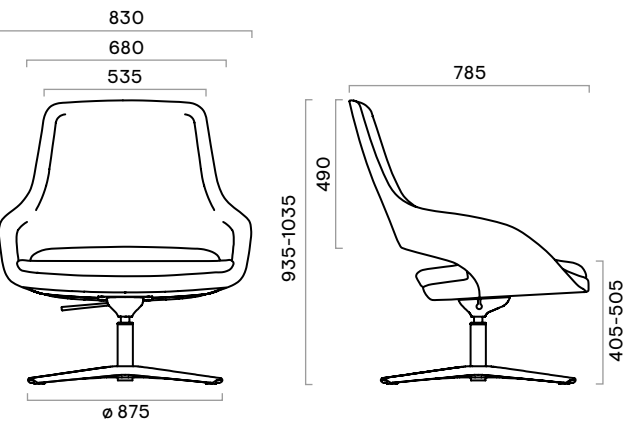


Pyramid-type wooden base

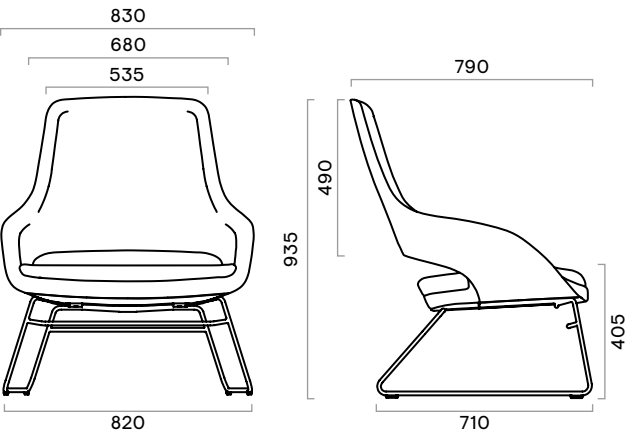


Low-back lounge chair

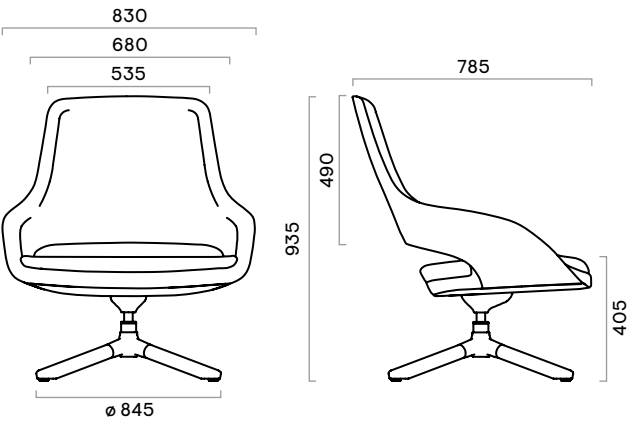
4-star base



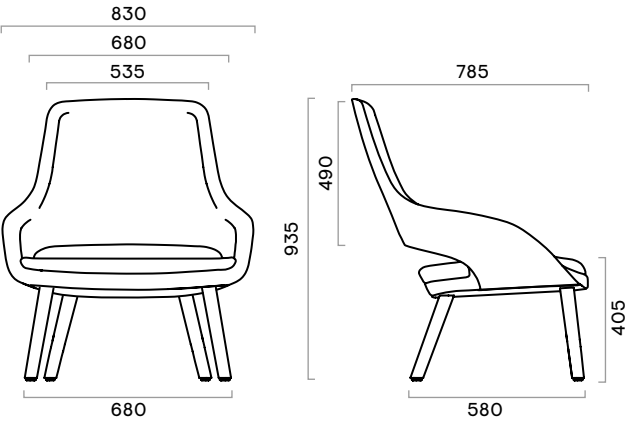
Wire steel frame with glides



Pyramid-type wooden base

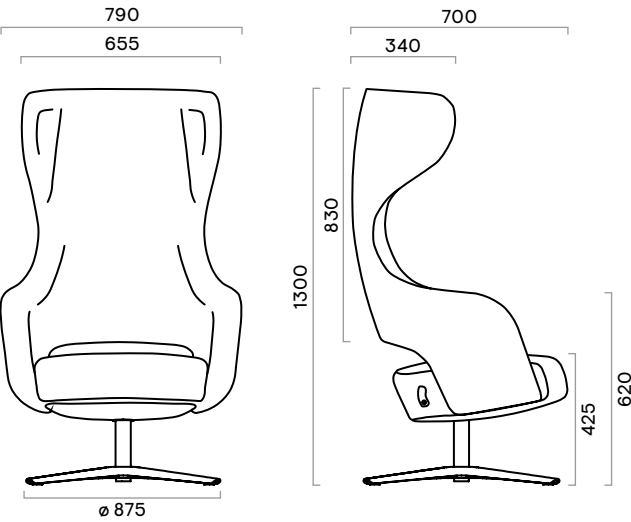


Solid ash wood base

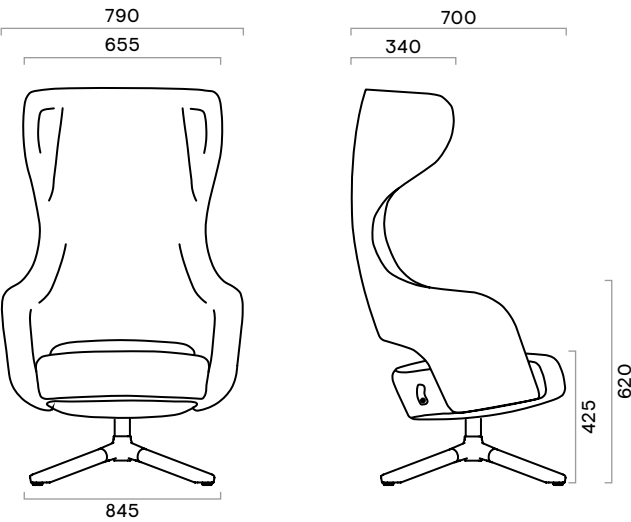


High-back lounge chair

4-star base



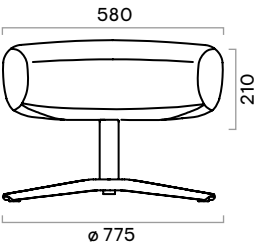
Pyramid-type wooden base



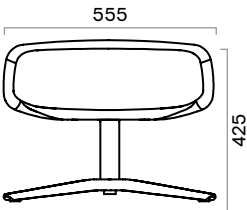
Ottoman

4-star base

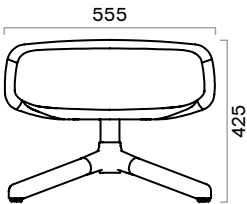
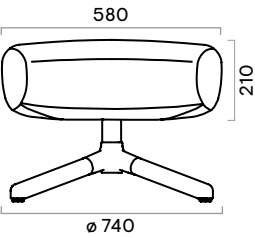
Front view



Side view



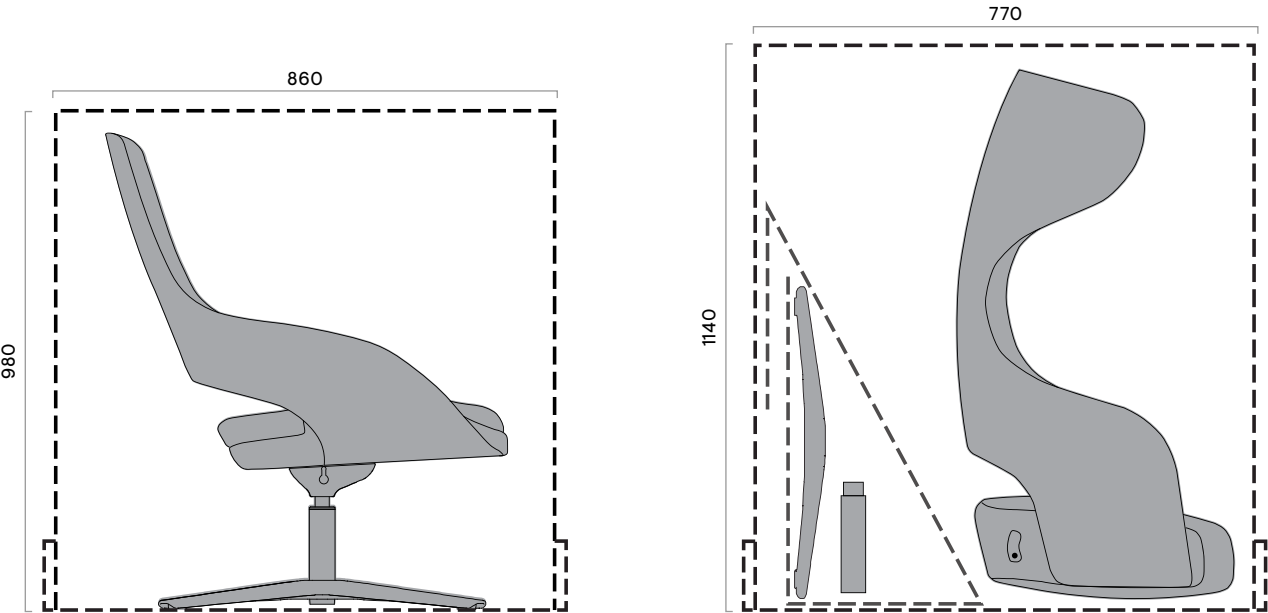
Pyramid-type wooden base



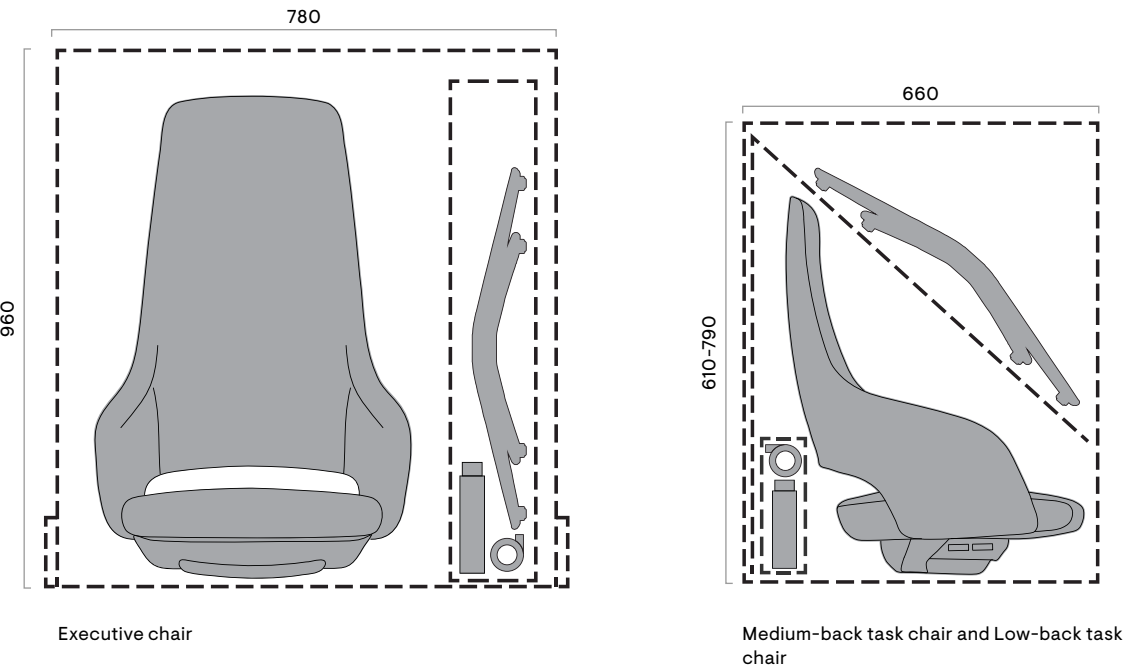
Additional information

The low-back lounge chair, **with all base options** (steel frame, 4-star base, pyramid-type wooden base, solid ash wood base), is supplied fully assembled.

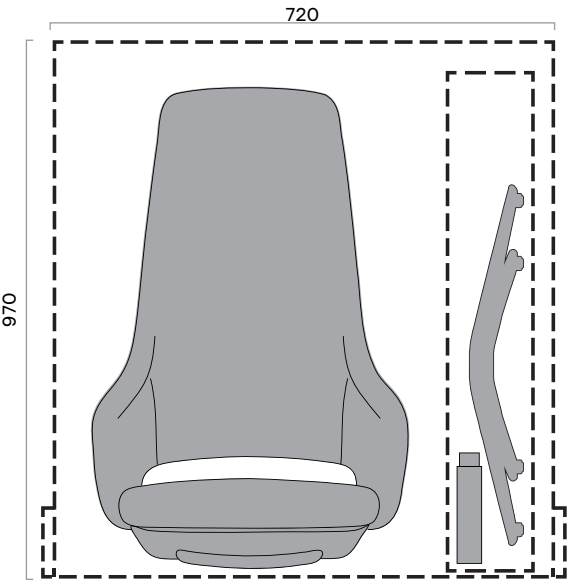
The high-back lounge chair, **with all base options** (4-star base, pyramid-type wooden base), is supplied partly assembled. The base and gas lift are supplied separately and require on-site assembly.



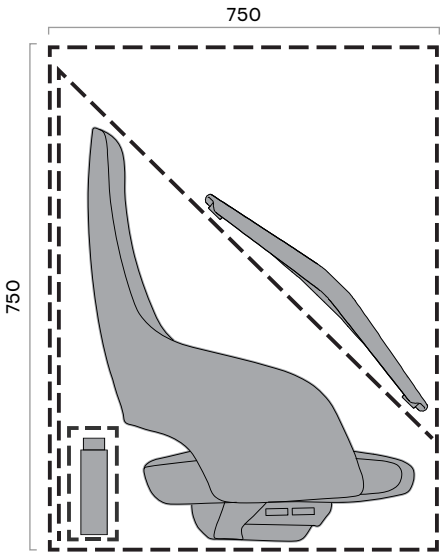
Executive, medium-back task and low-back task chairs with a 5-star base are supplied partly assembled. The base, castors, and gas lift are supplied separately and require on-site assembly.



Low-back visitor, medium-back visitor and high-back visitor chairs with a 4-star base are supplied partly assembled. The base and gas lift are supplied separately and require on-side assembly.

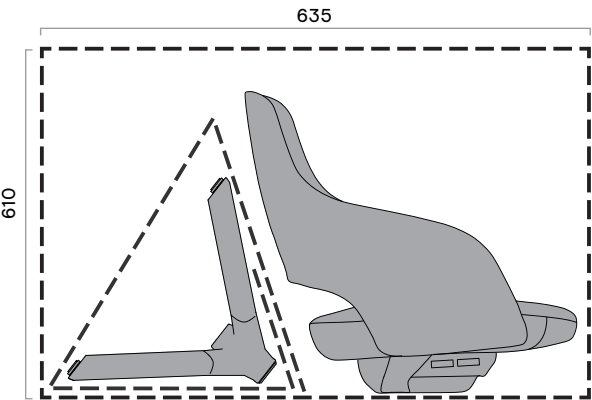


High-back visitor chair

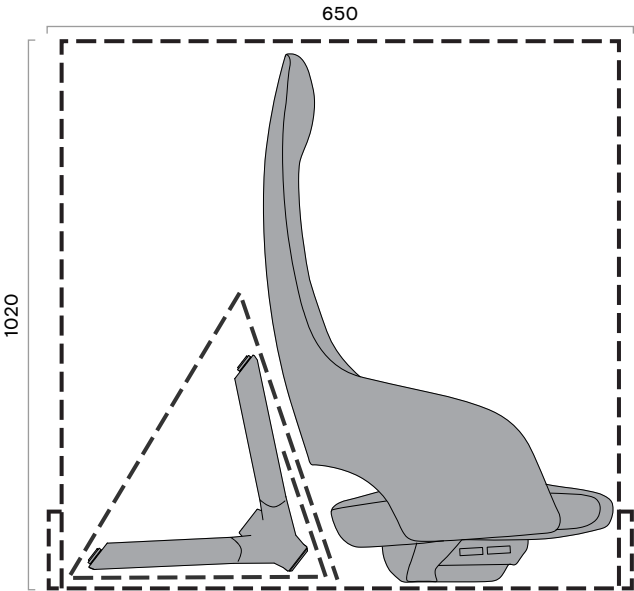


Low-back visitor chair and medium-back visitor chair

Low-back visitor, medium-back visitor and high-back visitor chairs with a pyramid-type wooden base are supplied partly assembled. The wooden base is pre-assembled but must be attached on-site.



Low-back visitor chair and medium-back visitor chair



High-back visitor chair

Ottoman with all base options (4-star base and pyramid-type wooden base) is supplied fully assembled.

