

Stories of living

Vol. I

Indoor Book

POTOCCO
ITALY

— La cultura artigianale come patrimonio aziendale ci ha permesso negli anni di coniugare i vantaggi di una produzione moderna con la cura del dettaglio tipica delle lavorazioni manuali. Dopo un secolo di storia, realizziamo ancora internamente tutte le fasi produttive comprese le più delicate, come il tradizionale intreccio a mano. Il risultato sono prodotti per indoor e outdoor di qualità superiore, capaci di raccontare una storia fatta di tradizione, cura e innovazione.

**UNA QUALITÀ SENZA COMPROMESSI
UNCOMPROMISING QUALITY IS OUR MISSION**

The artisan culture as a corporate asset has allowed us to combine, over the years, the advantages of a modern production with the attention to detail, typical of manufacturing. After over a century of history, we still manage

internally all the production phases, including the most delicate ones, such as the traditional hand weaving. The result are superior quality indoor and outdoor products, able to tell a story made of tradition, care, and innovation.





Ritratto di famiglia. Antonino Potocco con le figlie Alice e Marianna.
Family portrait. Antonino Potocco with his daughters Alice and Marianna.

Family is our starting point.

Le donne intrecciavano
le sedie durante le pause dal lavoro.
*Women made chairs straw
bottoming during their work breaks.*

Potocco è tra le aziende
fondatrici del Salone del Mobile.
*Potocco is a co-founder of
Salone del Mobile.*

3rd - generation
Grazie a Valerio Potocco e a suo figlio
Antonino l'azienda diventa Potocco S.p.A.
*Thanks to Valerio Potocco and his son
Antonino the company becomes Potocco S.p.A.*

4th - generation
Antonino Potocco diventa
Presidente della Potocco S.p.A.
*Antonino Potocco becomes
President of Potocco S.p.A.*

5th - generation
Apertura della Potocco Asia Pacific
Division. Antonino Potocco guida
l'azienda con le figlie Alice e Marianna.
*Opening of Potocco Asia Pacific Division.
Antonino Potocco runs the company along
with his daughters Alice and Marianna.*

Acquisizione di un nuovo
reparto di imbottiti.
*Acquisition of a new
upholstery department.*

— 1919 —
1st - generation
Domenico Potocco dà vita ad una piccola
bottega artigiana per la produzione di sedie.
*Domenico Potocco starts a small artisan
workshop for the production of chairs.*

— 1951 —
2nd - generation
Antonio Potocco entra in azienda
assieme a suo figlio Valerio.
*Antonio Potocco joins the company
with his son Valerio.*

— 1970 —
Potocco non è più solo un'azienda
produttrice ma inizia a disegnare e
creare le proprie collezioni di prodotti.
*Potocco is no longer just a supplier
but begins to design and create its own
products' collections.*

— 1999 —
Ampliamento degli uffici. Superficie
totale di 50.000 mq, 25.000 mq di
capannoni e 500 mq di showroom.
*Office expansion. Overall surface of
50.000 sqm with a surface of sheds of
25.000 sqm and 500 sqm of showroom space.*

— 2015 —
Apertura di Potocco USA.
Opening of Potocco U.S.A.

— 2019 —
Potocco festeggia 100 anni.
Potocco celebrates its 100th anniversary.

— 2023 —
Inizio lavori efficientamento
energetico, installazione impianto
fotovoltaico e riduzione emissioni.
*Ongoing projects: solar plant installation,
energy savings and emission reduction.*



— Il nostro punto di forza è da sempre la grande capacità di personalizzazione offerta al cliente: grazie a una produzione gestita internamente e all'abilità nella lavorazione dei materiali, siamo in grado di realizzare su misura ogni proposta, customizzandola sulla base di specifiche richieste.

Our strenght has always been the great ability of customization offered to the customer: thanks to an internally managed production and to the ability to process materials, we are able to tailor each proposal, customizing it based on specific requests.

L'expertise maturata in oltre un secolo d'attività si manifesta nell'estrema cura dei dettagli, tipica della tradizione artigianale e della lavorazione dei diversi materiali come legno, pelle, imbottiti, lavorazioni manuali intrecciate, che determinano un prodotto di alta qualità e alta manifattura.

The expertise gained in more than a century of activity is manifested in the extreme attention to details, typical of the artisan tradition and the processing of different materials such as wood, leather, upholstery, hand woven manual processes, which define a product of high quality and high manufacturing.



Bespoke
is
our
state
of
mind.



Dettaglio lavorazione schienale / *Backrest workmanship's detail*





INDEX

108 Anfora dining table,
 088 Arial bookcases, 208 Bon Bon family,
 098 Concha family, 116 Double L coffee tables,
 074 Elodie sofa system, 048 Fast dining armchair,
 290 Gambit carpets, 082 Hiru family,
 138 Hishi coffee tables, 056 Intreccio dining table,
 248 Keel family, 262 Keel Light family,
 284 Linus writing desk, 242 Little T coffee tables,
 126 Lyz family, 278 Pipe dining tables,
 238 Plissé stools, 034 Scheggia family,
 222 Sen storage furniture, 064 Stay sofa system,
 230 Stilla mirror, 142 Terrazzo writing desk,
 152 Velis family, 184 Velis Wood family,
 198 Wood_Y family, 042 Yoisho sofa system.

Sedie e poltroncine dining / Dining chairs and armchairs



CONCHA
Art. 905
collection: pag. 98
others: pag. 99, 101,
102-103, 208



CONCHA
Art. 905/P
collection: pag. 98
others: pag. 99, 10, 102-103,
202, 208



FAST
Art. 946/P
collection: pag. 48
others: pag. 49, 50-51, 52,
54-55



HIRU
Art. 947
collection: pag. 82
others: pag. 82, 84, 86, 87



HIRU
Art. 947/P
collection: pag. 82
others: pag. 84, 85, 87



KEEL
Art. 922
collection: pag. 248
others: pag. 250-251,
252-253, 284



KEEL
Art. 922/P
collection: pag. 248
others: pag. 108, 249, 250-251,
252-253



KEEL LIGHT
Art. 922/MB
collection: pag. 262
others: pag. 262,
264-265



KEEL LIGHT
Art. 922/PMB
collection: pag. 262
others: pag. 266



LYZ
Art. 918
collection: pag. 126
others: pag. 129



LYZ
Art. 918/P
collection: pag. 126
others: pag. 129



LYZ
Art. 918/I
collection: pag. 126



LYZ
Art. 918/PI
collection: pag. 126
others: pag. 57, 58-59, 60, 61,
130-131, 134-135, 136



LYZ
Art. 918/G
collection: pag. 126
others: pag. 128



LYZ
Art. 918/PG
collection: pag. 126
others: pag. 128



LYZ
Art. 918/GI
collection: pag. 126
others: pag. 132, 133



LYZ
Art. 918/PGI
collection: pag. 126
others: pag. 130-131, 134-135



LYZ
Art. 918/GC
collection: pag. 126



LYZ
Art. 918/PGC
collection: pag. 126
others: pag. 126, 134-135, 137



LYZ
Art. 918/GCI
collection: pag. 126

Sgabelli / Stools



LYZ
Art. 918/PGCI
collection: pag. 126



LYZ
Art. 918/SL
collection: pag. 126



LYZ
Art. 918/PSL
collection: pag. 126



LYZ
Art. 918/SLI
collection: pag. 126
others: pag. 130-131,
134-135, 137



LYZ
Art. 918/PSLI
collection: pag. 126
others: pag. 211



CONCHA
Art. 905/S
collection: pag. 98
others: pag. 104, 107



CONCHA
Art. 905/A
collection: pag. 98
others: pag. 104, 107



KEEL
Art. 922/S
collection: pag. 248
others: pag. 258



KEEL
Art. 922/A
collection: pag. 248
others: pag. 261



KEEL LIGHT
Art. 922/SMB
collection: pag. 262
others: pag. 272-273



LYZ
Art. 918/U
collection: pag. 126



LYZ
Art. 918/PU
collection: pag. 126



LYZ
Art. 918/UI
collection: pag. 126
others: pag. 130-131, 134-135



LYZ
Art. 918/PUI
collection: pag. 126



SCHEGGIA
Art. 906/P
collection: pag. 34
others: pag. 39, 40, 41



KEEL LIGHT
Art. 922/AMB
collection: pag. 262
others: pag. 272-273



PLISSÉ
Art. 929/S-GAS
collection: pag. 238
others: pag. 238, 240



PLISSÉ
Art. 929/A-GAS
collection: pag. 238
others: pag. 238, 240



VELIS
Art. 942/AS
collection: pag. 152
others: pag. 169



VELIS
Art. 942/A
collection: pag. 152
others: pag. 169



VELIS
Art. 942
collection: pag. 152
others: pag. 152, 154-155,
156-157



VELIS
Art. 942/7
collection: pag. 152
others: pag. 160-161



VELIS
Art. 942/PB
collection: pag. 152
others: pag. 156-157, 158, 159



VELIS
Art. 942/PB-7
collection: pag. 152
others: pag. 160-161



VELIS
Art. 942/PA
collection: pag. 152
others: pag. 156-157, 162,
163, 186-187



VELIS
Art. 942/AC
collection: pag. 152
others: pag. 169



VELIS
Art. Art. 942/A2
collection: pag. 152
others: pag. 168



VELIS
Art. 942/APA-GAS
collection: pag. 152
others: pag. 170, 171



VELIS WOOD
Art. 942/SW
collection: pag. 184
others: pag. 192, 193



VELIS WOOD
Art. 942/AW
collection: pag. 184



VELIS
Art. 942/PAG
collection: pag. 152
others: pag. 165



VELIS
Art. 942/PAR
collection: pag. 152
others: pag. 166, 167



VELIS WOOD
Art. 942/W
collection: pag. 184
others: pag. 190-191, 280-281



VELIS WOOD
Art. 942/7W
collection: pag. 184
others: pag. 190-191



VELIS WOOD
Art. 942/PBW
collection: pag. 184
others: pag. 188, 189



VELIS WOOD
Art. 942/PB7W
collection: pag. 184
others: pag. 190-191



VELIS WOOD
Art. 942/PAW
collection: pag. 184
others: pag. 185, 186-187

Poltrone / Armchairs



ELODIE
Art. 908/PL
collection: pag 74
others: pag 78, 81



KEEL
Art. 922/L
collection: pag 248
others: pag 254, 256-257



KEEL LIGHT
Art. 922/LMB
collection: pag 262
others: pag 268-269, 270, 271



SCHEGGIA
Art. 906/PLI
collection: pag 34
others: pag 34, 37



STAY
Art. 909/PL
collection: pag 64
others: pag 64, 66-67



VELIS
Art. 942/PLA
collection: pag 152
others: pag 178-179



VELIS
Art. 942/PLAG
collection: pag 152
others: pag 176, 177



VELIS
Art. 942/PLB
collection: pag 152
others: pag 172-173



YOISHO
Art. 904/PL
collection: pag 42
others: pag 42, 44-45, 230

Pouf e panche / Poufs and benches



VELIS
Art. 942/O1
collection: pag 152
others: pag 180-181



VELIS
Art. 942/O2
collection: pag 152
others: pag 180-181, 183



VELIS
Art. 942/O3
collection: pag 152
others: pag 180-181, 182



VELIS
Art. 942/O4
collection: pag 152
others: pag 180-181

Divani / Sofas



ELODIE
Art. 908/D
collection: pag 74
others: pag 74, 75-76



STAY
Art. 909/D
collection: pag 64
others: pag 66-67, 68-69



VELIS
Art. 942/DA
collection: pag 152
others: pag 178-179



VELIS
Art. 942/DB
collection: pag 152
others: pag 172-173, 175



YOISHO
Art. 904/D
collection: pag 42
others: pag 44-45, 47

Tavoli / Tables



ANFORA
Art. 879/T
collection: pag 108
others: pag 108, 110-111, 113, 114, 115



BON BON
Art. 770/TC
collection: pag 208
others: pag 39, 152, 154-155, 159, 208, 211



BON BON
Art. 770/TO
collection: pag 208
others: pag 212-213



BON BON
Art. 770/TG-O
collection: pag 208
others: pag 214-215



BON BON
Art. 770/TG-R
collection: pag 208
others: pag 216-217



INTRECCIO
Art. 950/TC1
collection: pag 56
others: pag 57, 58-59, 60, 61



INTRECCIO
Art. 950/TC FIX
collection: pag 56
others: pag 63, 82



PIPE
Art. 885/TC
collection: pag 278
others: pag 264-265, 266, 282, 283



PIPE
Art. 885/TR
collection: pag 278
others: pag 189, 278, 280-281

Tavolini / Coffee tables



BON BON
Art. 770/TB
collection: pag 208
others: pag 218, 219, 221



DOUBLE L
Art. 952/TC
collection: pag 116
others: pag 42, 44-45, 116, 118-119, 121, 172-173, 178-179, 230, 268-269



HISHI
Art. 871/TBC
collection: pag 138
others: pag 78, 139, 140-141



HISHI
Art. 871/TBQ
collection: pag 138



LITTLE T
Art. 878/TQ-50
collection: pag 242
others: pag 243, 244-245, 246



LITTLE T
Art. 878/TQ-100
collection: pag 242
others: pag 78, 243, 244-245, 246, 256-257



LITTLE T
Art. 878/TR
collection: pag 242
others: pag 76-77, 178-179, 243, 244-245, 246, 268-269

Scrivtoi e consolle / Writing desks and consoles



ARIAL
Art. 870/CS
collection: pag. 88
others: pag. 94, 95



LINUS
Art. 730/SCR
collection: pag. 284
others: pag. 165, 284, 286, 287, 289



TERRAZZO
Art. 898/SCR
collection: pag. 142
others: pag. 142, 145, 146-147



WOOD_Y
Art. 889/SCR
collection: pag. 198
others: pag. 185, 202, 205



WOOD_Y
Art. 889/CS
collection: pag. 198
others: pag. 206, 207



WOOD_Y
Art. 889/CSF
collection: pag. 198
others: pag. 192, 198, 201

Specchi / Mirrors



STILLA
Art. 890/S
collection: pag. 230
others: pag. 230, 232, 233

Mobili contenitori / Storage furniture



ARIAL
Art. 870/ML
collection: pag. 88
others: pag. 96, 97, 268-269



ARIAL
Art. 870/MS
collection: pag. 88
others: pag. 93



ARIAL
Art. 870/MB
collection: pag. 88
others: pag. 89, 90-91, 92




SEN
Art. 886/MA
collection: pag. 222
others: pag. 82, 223, 224-225, 226




SEN
Art. 886/MB
collection: pag. 222
others: pag. 227, 228-229, 264-265, 266


Tappeti / Carpets



GAMBIT
Art. 970/R1
collection: pag. 290
others: pag. 39, 42, 44-45, 47, 99, 166, 290, 293, 294, 296, 297, 298



GAMBIT
Art. 970/R2
collection: pag. 290
others: pag. 82, 163, 172-173, 175, 249, 250-251, 268-269, 270, 271, 299, 301, 302, 303




GAMBIT
Art. 970/R3
collection: pag. 290
others: pag. 78, 178-179, 228-229, 262, 264-265, 266, 290, 293, 304, 305, 306

Episodes



I. *pag 30/69*



II. *pag 70/121*



III. *pag 122/147*



IV. *pag 148/193*



V. *pag 194/233*



VI. *pag 234/273*



VII. *pag 274/307*

I luoghi della casa diventano scenari per gli arredi, i veri protagonisti che scandiscono i diversi capitoli, in un dialogo continuo fra luce, spazi e dettagli.

The places of the house become scenarios for the furnishings, the real protagonists that mark the different chapters, in a continuous dialogue between light, space and details.



Episode
I.

As light fades in

As light fades in

— Una ricercata sobrietà fatta di materiali caldi, avvolgenti, confortevoli. Un'estetica senza tempo da vivere nell'armonia di spazi in continuo mutamento, con giochi di luce e ombre che seguono l'alternarsi perpetuo del giorno e della sera.

A refined sobriety made of warm, enveloping, comfortable materials. A timeless aesthetic to live in the constant changing spaces' harmony, with plays of light and shadows that follow the perpetual alternation of day and evening.



Scheggia family

— La collezione Scheggia composta da poltrona e poltroncina dining esalta le venature naturali del legno, a cui il modello si ispira, sviluppando il disegno in un'unica linea continua che unisce gambe, braccioli e schienale. La struttura in massello di frassino rastremato ai bordi avvolge una seduta interamente imbottita in tessuto o pelle.

The Scheggia collection, composed by armchair and dining armchair, enhances the natural wood grain, to which the model is inspired, developing the design in a single continuous line that combines legs, armrests and backrest. The structure in solid ash wood tapered at the edges is completed with a seat entirely upholstered in fabric or leather.



Scheggia 906/PLI
Poltrona / *Armchair*



Scheggia 906/P, Poltroncine dining / *Dining armchairs*
Bon Bon 770/TC, Tavolo / *Table* | Gambit 970/R1 BUTTER, Tappeto / *Carpet*



Dettaglio schienale in legno / *Backrest wood detail*



Scheggia 906/P, Poltroncina dining / *Dining armchair*
Gambit 970/R1 BUTTER, Tappeto / *Carpet*

Yoisho

/ sofa system

— Costituita da poltrona e divano ultrasoft dalle linee sinuose, la collezione Yoisho crea un nido di relax contemporaneo grazie all'imbottitura a tutto tondo e alla cuscinatura molto alta della seduta. Le cuciture a vista lasciano trasparire l'abilità artigianale dell'azienda e l'attenzione estrema per i particolari, come il dettaglio alla base della seduta in legno finitura ottone brunito.

Composed by an ultrasoft armchair and sofa with sinuous lines, the Yoisho collection creates a nest of contemporary relaxation thanks to the all-round padding and the deep seat cushions. The visible stitching reveals the company's craftsmanship and the extreme attention to details, such as the lower edge of the wooden seat in bronzed brass finish.

Yoisho 904/PL, Poltrona / *Armchair*
Double L 952/TC, Tavolino / *Coffee table* | Gambit 970/R1 BUTTER, Tappeto / *Carpet*





Yoisho 904/D, Divano / *Sofa*
Gambit 970/R1 BUTTER, Tappeto / *Carpet*

Fast

/ dining armchair

— La poltroncina Fast è pensata per essere resistente e allo stesso tempo leggera. Dotata di un comfort unico grazie all'avvolgente cuscinatura, Fast è caratterizzata da piedini conici che ne determinano il tratto distintivo.

Fast dining armchair is designed to be durable and at the same time lightweight. Thanks to the enveloping cushions, Fast is characterized by an unique comfort determined by conical feet which define its distinctive trait.

Fast 946/P
Poltroncine dining / *Dining armchairs*





Fast 946/P
Poltroncine dining / *Dining armchairs*





Intreccio

/ dining table

— Natura e bellezza classica hanno ispirato questo tavolo dalle forme fluide e ricercate, capace di inserirsi con grande armonia in svariati contesti. Il tavolo Intreccio è composto da un basamento centrale costituito da 14 elementi di legno massello di frassino sagomato che sembrano sfiorarsi tra di loro. Su di esso appoggia un piano circolare disponibile nella versione fissa o allungabile.

Nature and classic beauty have inspired this table with fluid and refined shapes, capable of fitting with great harmony in various contexts. Intreccio table is composed of a central base made of 14 elements in solid shaped ash wood that seem to touch each other. On it rests a circular top available in the fixed or extendable version.



Intreccio 950/TC1, Tavolo allungabile / *Extendable table*
Lyz 918/PI, Poltroncine dining / *Dining armchairs*





Intreccio 950/TC1, Tavolo allungabile / *Extendable table*
Versione tavolo chiuso - aperto / *Closed - open table version*



Intreccio 950/TC-FIX
Tavolo fisso / *Fixed table*



Stay

/ sofa system

— Stay, in versione poltrona e divanetto, è una collezione dai richiami anni '50, con una struttura essenziale in tubolare di metallo. Il rigore del disegno è bilanciato dal profilo morbido dello schienale e della seduta, elementi che sembrano galleggiare liberamente all'interno della struttura, svincolati tra loro sia funzionalmente che visivamente.

Stay, in armchair and sofa versions, is a collection with references to the '50, with an essential tubular metal structure. The rigor of the design is balanced by the soft profile of the backrest and seat, elements that seem to float freely from the structure, disconnected from each other both functionally and visually.





Stay 909/D, Divano / *Sofa*
Spring 841/TBR, Tavolino / *Coffee table*


Episode
II.

The essential aesthetic of time

The essential aesthetic of time

— Un'esclusività ricercata in ogni spazio dell'abitare quotidiano, che prende vita grazie ad arredi in grado di racchiudere passato, presente e futuro. L'eleganza senza tempo di un'estetica essenziale, che lascia un'impronta delicata in tutti gli ambienti domestici, assaporando e godendo di ogni attimo.

An exclusivity searched in every space of everyday living, which comes to life thanks to furnishings able to encompass past, present, and future. The timeless elegance of an essential aesthetic leaves a delicate imprint in all domestic environments, by cherishing and enjoying every moment.



Elodie

/ sofa system

— Il divano a due posti e la poltrona Elodie sono caratterizzati da una struttura essenziale in tubo d'acciaio su cui poggiano ampi cuscini, realizzati con materiali adatti anche all'utilizzo outdoor. La peculiarità del modello risiede nell'imbottito della seduta, che grazie a particolari sostegni si distacca dalla struttura risultando sospeso.

Elodie two-seater sofa and armchair are characterized by an essential structure in steel tube where large cushions lie, made out of materials suitable for both indoor and outdoor use. The peculiarity of the model lies in the upholstery of the seat, which detaches itself from the structure thanks to special supports, appearing suspended.







Elodie 908/PL
Poltrona / *Armchair*

Hiru family

— La sedia e la poltroncina dining Hiru mostrano la sapiente capacità dell'azienda nel lavorare il legno come materia viva. Caratteristica di queste sedute sono le gambe elicoidali e le superfici non planari: un rapporto vicendevole dove il legno diventa la struttura su cui si sviluppa il rivestimento, visibile da ogni angolazione della seduta. La struttura è in legno massello di frassino con seduta e schienale imbottiti in poliuretano espanso ignifugo.

The Hiru dining chair and dining armchair show the company skillful ability in working wood as a living material. These seats are characterized by the helical legs and non-planar surfaces: a mutual relationship where wood becomes the structure on which the upholstery develops, visible from every angle of the seat. The structure is in solid ash wood with seat and backrest padded in fire retardant polyurethane foam.

Hiru 947, Sedie dining / *Dining chairs* | Intreccio 950/TC-FIX, Tavolo / *Table*
Sen 886/MA, Credenza / *Cabinet* | Gambit 970/R2 GREY, Tappeto / *Carpet*



Dettaglio della poltroncina / *Dining armchair detail*



Hiru 947 - 947/P
Sedia e poltroncina dining / *Dining chair and armchair*

Dettaglio gamba in legno / *Leg wood detail*



Arial

/ bookcases

— Arial è una collezione di librerie autoportanti e consolle che sceglie il legno come materiale d'eccellenza, abbinato a materiali più netti come il metallo e il marmo. Linee pure ed essenziali per la libreria Arial, caratterizzata da un telaio dalla sezione ridotta. Disponibile anche nelle varianti a due e tre ripiani con o senza cassetto. Minimalismo e dettagli sofisticati caratterizzano la consolle Arial che reinterpreta l'arredo domestico d'accoglienza. La parte superiore dei cassetti e dello schienale, realizzata in massello di frassino o noce Canaletto, sovrasta leggermente il piano creando una sorta di vassoio. Il top è disponibile in marmo, vetro retro verniciato nero temperato, frassino o noce Canaletto.

Arial is a collection of freestanding bookshelves and console that chooses wood as a material of excellence combined with cleaner materials such as metal and marble. Arial bookcase is characterized by pure and essential lines and by a very tight frame with a reduced section. It is also available with two or three shelves with or without drawer. Minimalism and sophisticated details characterize the Arial console that reinterprets the home décor. The upper part of the drawers and back is made out of solid ash wood or Canaletto walnut, and slightly overhangs the top, creating a sort of tray. The top is available in marble, tempered black back painted glass, ash wood or Canaletto walnut.



Arial 870/MB
Libreria autoportante a due ripiani / *Freestanding bookcase with two shelves*



Arial 870/MB
Libreria autoportante a due ripiani / *Freestanding bookcase with two shelves*



Arial 870/MS
Libreria autoportante a tre ripiani / *Freestanding bookcase with three shelves*



Arial 870/MB
Libreria autoportante a due ripiani / *Freestanding bookcase with two shelves*



Dettaglio piano in marmo / *Marble top detail*



Arial 870/CS
Consolle / *Console*

Arial 870/ML
Libreria autoportante a sei ripiani / *Freestanding bookcase with six shelves*



Concha family

— Elemento distintivo della collezione Concha, arricchita dallo sgabello in due altezze, è l'avvolgente schienale imbottito e leggermente inclinato, la cui forma a conchiglia ne ha ispirato il nome. Con gambe in massello di rovere, Concha presenta linee essenziali che lo rendono un prodotto adatto ad ambienti domestici e spazi contract, all'insegna della massima versatilità.

The distinctive element of the Concha collection, enriched by the new two-height stool, is the enveloping padded and slightly inclined backrest, whose seashell shape inspired its name. With legs in solid oak wood, Concha has essential lines that make it a suitable product for domestic environments and contract spaces, in the name of maximum versatility.

Concha 905 - 905/P, Sedie e poltroncina dining / *Dining chairs and armchair*
Blossom 840/TR1, Tavolo / *Table* | Gambit 970/R1 BUTTER, Tappeto / *Carpet*





Dettaglio schienale imbottito / *Padded backrest detail*



Concha 905/P, Poltroncina dining / *Dining armchair*
Blossom 840/TR1, Tavolo / *Table*





Concha 905/A
Sgabelli / *Stools*



Concha 905/A
Sgabello / *Stool*

Anfora

/ dining table

— Con il suo aspetto scultoreo, il tavolo Anfora individua il proprio tratto distintivo nell'iconica base ispirata all'antico vaso greco. Il maestoso basamento, dai profili morbidi e sinuosi, è disponibile sia in marmo che nella variante in quarzo resinato nei colori antracite e Light Grey. Proposta dall'estetica ricercata, Anfora è caratterizzato da profili morbidi e sinuosi che richiamano i movimenti di una figura danzante.

With its sculptural apperance, Anfora table identifies its distinctive feature in the iconic base inspired by the ancient Greek vase. The sculptural base, with soft and sinuous profiles, is available both in marble and in the new resinated quartz variant in anthracite and Light Grey finishes. Proposed with a sophisticate aesthetic, Anfora is characterized by soft and sinuous profiles that recall the movements of a dancing figure.

Anfora 879/T, Tavolo / *Table*
Keel 922/P, Poltroncine dining / *Dining armchairs*



Anfora 879/T
Tavolo / *Table*



Anfora 879/T, Tavolo / *Table*
Variante top marmo Grigio Carnico / *Grigio Carnico marble top variant*



Dettaglio base scultoreo / *Sculptural base detail*



Anfora 879/T
Tavolo / *Table*

Double L

/ coffee tables

— Il tavolino Double L, ideale da posizionare di fianco a un divano o accostato ad altri tavolini, è costituito da due gambe in lamiera d'acciaio nero goffrato che diventano due segni grafici uniti da un elemento centrale in ottone brunito. Il piano è disponibile in marmo, nelle finiture a collezione.

The Double L coffee table, which is ideal for placing next to a sofa or next to other coffee tables, consists of two legs in embossed black steel sheet that become two graphic signs joined by a central element in bronzed brass. The top is available in marble, in the finishes as per collection.





Double L 952/TC
Tavolino / *Coffee table*



Episode
III.

Architecture of emotions

Architecture of emotions

— Volumi di una raffinata semplicità danno vita ad un'architettura poetica, un linguaggio espressivo che dialoga con le emozioni e i sentimenti, in sintonia con lo scorrere del tempo. Una cifra stilistica dall'aspetto ricercato, fatta di tonalità tenui e linee morbide ed accoglienti.

Volumes of refined simplicity give life to a poetic architecture, an expressive language that dialogues with emotions and feelings, in harmony with the passage of time. A stylistic code with a refined look, which is made of delicate shades and soft and welcoming lines.





Lyz family

— La sedia e la poltroncina dining Lyz mostrano la sapiente capacità dell'azienda nel lavorare il legno, mettendolo in relazione con diversi materiali. Un rapporto vicendevole dove il massello di frassino o noce Canaletto diventano la struttura su cui si sviluppa il rivestimento, disponibile nei tessuti e pelli di collezione, visibile da ogni angolazione della seduta. Le sedute sono presentate nella versione con scocca interamente imbottita o con inserto in legno, e poggiano su diverse basi: le varianti in metallo, con gambe a slitta, a cono, girevole e cantilever oppure a quattro gambe in legno massello.

The Lyz dining chair and dining armchair show the company skillful ability to work wood, relating it to different others. A mutual relationship where solid ash or Canaletto walnut become the structure on which the upholstery develops, available in the fabrics and leathers as per collection, visible from every angle of the seat. The seats are presented in the version with fully upholstered seat or with wooden insert and rest on different bases: the metal variants, sled, cone, swivel and cantilever or four-legged solid wood leg.



Lyz 918/PG - 918/G, Sedia e poltroncina dining girevoli / *Swivel dining chair and armchair*
 Lyz 918/P - 918, Poltroncina e sedia dining / *Dining armchair and chair*



Lyz 918/PI-918/SLI-918/PGI-918/UI
Sedie e poltroncine dining / *Dining chairs and armchairs*



Dettaglio versione base a quattro razze / *Four-star base version detail*



Lyz 918/GI
Sedia dining / *Dining chair*



Lyz 918/PI
Versione gambe in legno / *Wooden legs version*



Lyz 918/PGC - 918/PGI - 918/SLI
Sedia e poltroncine dining / *Dining chair and armchairs*

Hishi

/ coffee tables

— La base in ceramica smaltata dei tavolini Hishi, disponibile nelle tonalità cioccolato, pesca e grigio sabbia, è caratterizzata da un decoro a bassorilievo a maglia geometrica realizzato artigianalmente. Proposti in due diverse altezze, i tavolini sono disponibili con piano circolare o quadrato, in vetro bronzo temperato o noce Canaletto.

The glazed ceramic base of the Hishi coffee tables, available in chocolate, peach, and sand grey finishes, is characterized by an hand crafted geometric patterned bas-relief decoration. The coffee tables are presented in two different heights, with circular or square top, in tempered bronzed glass or Canaletto walnut.



Hishi 871/TBC
Tavolino / *Coffee table*



Terrazzo

/ writing desk

— Lo scrittoio Terrazzo è ideale sia per un angolo studio che di lavoro, sia per una casa che per la camera di un hotel. Il suo profilo delicato in metallo accoglie un piano oversize, rivestito in cuoietto che ne amplia la funzionalità.

Terrazzo writing desk is ideal for both a study and work corner, both for a house and for a hotel room. Its delicate metal profile welcomes an oversized shoulder covered in leather that expands its functionality.





Episode
IV.

The radical beauty of simplicity



The radical beauty of simplicity

— Geometrie gentili di arredi che mettono in scena la semplicità in tutte le sue forme, la purezza di uno stile dall'estetica senza tempo. Una bellezza radicale da vivere negli spazi del quotidiano, lasciandosi trasportare in un viaggio alla scoperta di emozioni spesso dimenticate.

Gentle furnishings geometries that stage simplicity in all forms, the purity of a style that has a timeless aesthetic. A radical beauty to be experienced in the spaces of everyday life, letting yourself be carried away on a journey to discover forgotten emotions.





Velis family

— Velis è un'ampia collezione di sedute pensata per rispondere alle diverse esigenze del vivere quotidiano. Velis esplora e risolve al meglio la relazione tra l'imbottito e la struttura: gambe e seduta si incontrano in una cornice in frassino o noce Canaletto che, lasciata a vista, conferisce ricchezza al progetto.

Velis is a wide collection of seating realized to satisfy different demands. Velis explores and solves the relationship between padding and structure: legs and seat meet in a frame in ash wood or Canaletto walnut which, gives richness to the project.





Velis 942 - 942/PA -942/PB

Sedia dining, poltroncina pozzetto e poltroncina dining / *Dining chair, tub chair and dining armchair*

Dettaglio gamba in legno / *Leg wood detail*





Velis 942/PB7 - 942/7
Poltroncina e sedia dining schienale alto \ *High backrest dining armchair and chair*







Dettaglio intreccio schienale / *Backrest's weaving detail*



Velis 942/PAR, Poltroncine pozzetto schienale intrecciato / *Woven backrest tub chairs*
Otab 883/T, Tavolo / *Table* | Gambit 970/R1 BUTTER, Tappeto / *Carpet*

Velis 942/A2
Sgabello doppio / *Double barstool*



Velis 942/A - 942/AC - 942/AS
Sgabello alto, sgabello circolare e sgabello basso / *Barstool, circular stool and counterstool*

Velis 942/APA-GAS
Sgabello up&down / *Up&down stool*



Velis 942/APA-GAS
Sgabello up&down / *Up&down stool*



Velis 942/DB, Divano / *Sofa* | Spring 841/TBR, Tavolino / *Coffee table*
Gambit 970/R2 GREY, Tappeto / *Carpet*





Dettaglio schienale avvolgente / *Enveloping backrest detail*



Velis 942/PLAG
Poltrona girevole / *Swivel armchair*



Velis 942/DA - 942/PLA, Divano e poltrona / *Sofa and armchair*
 Little T 878/TR | Double L 952/TC, Tavolini / *Coffee tables* | Gambit 970/R3 COLA/RUST, Tappeto / *Carpet*



Velis 942/O3 - 942/O1 - Velis 942/O2 - 942/O4
Panche / Benches



Dettaglio panca imbottita / *Padded bench detail*



Velis Wood family

— Versione con schienale in legno dell'omonima collezione, Velis Wood conserva gli stilemi della variante con schienale interamente imbottito. La linea raffinata ed essenziale e le proporzioni armoniosamente bilanciate la rendono adatta sia per progetti contract che per ambienti domestici. Sedia, poltroncina, poltroncina pozzetto e sgabello a due altezze sono caratterizzati da schienale esterno interamente in noce Canaletto e frassino.

A wooden-back version of the homonymous collection, Velis Wood retains the stylistic features of the fully upholstered back variant. The refined, essential line and the harmoniously balanced proportions make it suitable for both contract and domestic projects. Dining chair, dining armchair, tub chair and two-height stool feature external backrests made entirely out of Canaletto Walnut and ash wood.





Velis Wood 942/PAW, Poltroncina pozzetto schienale rivestito esternamente in legno / *Tub chair with wooden external backrest*
 Velis 942/PA, Poltroncina pozzetto schienale interamente imbottito / *Tub chair with fully upholstered backrest*

Dettaglio schienale in legno / *Backrest wood detail*





Velis Wood 942/PB7W - 942/7W
Poltroncina e sedia dining schienale alto \ *High backrest dining armchair and chair*



Dettaglio schienale in legno / *Backrest wood detail*



Velis Wood 942/SW, Sgabello basso / *Counterstool*
Wood_Y 889/CSF, Consolle / *Console*




Episode
V.

Essential nature of simplicity

Essential nature of simplicity

— Un incontro tra forme, volumi e materiali, una corrispondenza armonica che unisce gli spazi interni ed esterni in un unico luogo, racchiudendo emozioni, riflessioni ed esperienze. Un'eleganza soffusa pervade gli spazi dell'abitare contemporaneo, fatto di attimi che si sfiorano con delicatezza.

An encounter between shapes, volumes and materials, represents a harmonious correspondence that unites indoor and outdoor spaces in a single place, enclosing emotions, reflections and experiences. A soft elegance pervades the spaces of contemporary living, made of moments that touch each other with delicacy.



Wood_Y family

— Dall'impronta minimal, la collezione Wood_Y è composta da consolle autoportante e consolle a parete, pensate per completare la zona living, l'ingresso o il corridoio, e da uno scrittoio con l'opzionale dettaglio del cassetto sotto piano nella stessa finitura del mobile. L'intera struttura è realizzata in massello di frassino o noce Canaletto, arricchita da dettagli in ottone brunito.

With a minimal imprint, the Wood_Y collection is composed by a freestanding console and wall console, designed to complete the living area, the entrance hall or a corridor, and a writing desk with the optional detail of the under-top drawer in the same finish as the furniture item. The entire structure is made of solid ash wood or Canaletto walnut, embellished with bronzed brass details.



Wood_Y 889/CSF
Console / *Console*



Wood_Y 889/SCR, Scrittoio / *Writing desk*
Concha 905/P, Poltroncina dining / *Dining armchair*



Wood_Y 889/SCR
Scrigno / *Writing desk*



Dettaglio piano in frassino / *Ash wood top detail*



Wood_Y 889/CS,
Consolle a parete / *Wall consoles*

Bon Bon family

— Il disegno a fasce intrecciate della base in metallo è l'elemento che caratterizza la famiglia di tavoli e tavolini Bon Bon. Una sofisticata combinazione di materiali, dimensioni e colori, permette di personalizzare il tavolo in base alle specifiche esigenze. A scelta, il piano è proposto in vetro trasparente o bronzo temperato, in noce Canaletto o in una preziosa gamma di marmi. All'insegna della versatilità, la base del tavolo può essere modulata a seconda delle dimensioni del piano disponibile nelle versioni circolare, ellittico, ovoidale e rettangolare.

The design of the metal base with intertwined bands is the element that characterizes the Bon Bon tables and coffee tables' collection. A sophisticated combination of materials, sizes and colors, allows you to customize the table according to specific needs. The top can be chosen among the transparent or tempered bronzed glass version, Canaletto walnut or in a precious range of marbles. In the name of versatility, the base of the table can be modulated according to the size of the top available in the circular, elliptical, oval and rectangular versions.

Bon Bon 770/TC, Tavolo / *Table*
Concha 905 - 905/P, Sedie e poltroncina dining / *Dining chairs and armchair*



Bon Bon 770/TC, Tavolo / *Table* | Avant 884/MB1, Madia / *Sideboard*
Lyz 918/PSLI, Poltroncine dining / *Dining armchairs*



Bon Bon 770/TO
Tavolo / *Table*




Bon Bon 770/TG-O
Tavolo / *Table*



Bon Bon 770/TG-R
Tavolo / *Table*



Dettaglio disegno a fasce intrecciate / *Base with intertwined band detail*



Bon Bon 770/TB
Tavolini / *Coffee tables*



Bon Bon 770/TB
Tavolino / *Coffee table*

Sen

/ storage furniture

— Famiglia di contenitori composta da madia e credenza, Sen si ispira al disegno delle tradizionali porte giapponesi in carta di riso. Il disegno del volume in frassino, disponibile in tutte le finiture di collezione, si stempera nella leggerezza visiva data dall'incrocio di griglie in massello di frassino, applicate ad ante scorrevoli in vetro temperato bronzo o trasparente che celano piani interni a diverse altezze.

A family of containers composed by sideboard and cabinet, Sen is inspired by the design of traditional Japanese rice paper doors. The design of the ash wood volume, available in the finishes as per collection, tones down thanks to the visual lightness created by the crossed grilles in solid ash wood applied to sliding doors in bronzed or transparent tempered glass concealing internal shelves at different heights.





Dettaglio ante scorrevoli / *Sliding doors detail*



Sen 886/MB
Madia / *Sideboard*



Sen 886/MB, Madia / *Sideboard*
Gambit 970/R3 COLA/RUST, Tappeto / *Carpet*



Stilla

/ mirror

— Stilla è uno specchio a parete che si ispira alla forma dei pendenti in cristallo, riprendendo il tradizionale taglio a goccia delle pietre preziose.

Un complemento che si contraddistingue nella scelta di ricercate finiture: il profilo dello specchio e l'elemento di fissaggio circolare sono rivestiti in pelle nei colori di collezione, mentre i due tondini in metallo sono in ottone brunito.

Stilla is a wall mirror inspired by the shape of crystal pendants, reflecting the traditional drop cut of precious stones. A complement that stands out in the choice of sophisticated finishes: the profile of the mirror and the circular attachment part are covered in leather in the colors as per collection, while the two metal rods are in bronzed brass.

Stilla 890/S, Specchio / *Mirror* | Yoisho 904/PL, Poltrona / *Armchair*
Double L 952/TC, Tavolino / *Coffee table*

Dettaglio elemento di fissaggio circolare / *circular attachment part detail*



Stilla 890/S
Specchio / *Mirror*




Episode
VI.

Sharpness to cherish

Sharpness to cherish

— Geometrie taglienti e linee sinuose si fondono insieme dando vita a spazi dal carattere incisivo e ricercato. Un'atmosfera nitida e decisa alla quale abbandonarsi con tutti i sensi, godendo di ogni momento del vivere quotidiano.

Sharp geometries and sinuous lines blend together creating spaces with an incisive and refined character. It is a clean and decisive atmosphere to indulge in with all the senses, enjoying every moment of your everyday life.



Plissé

/ stools

— A partire dalla semplice base rotonda della seduta, lo sgabello Plissé si impreziosisce grazie a un dettaglio di sartoria: una plissettatura che corre lungo tutto il bordo, giocando sugli accostamenti tra tessuti e pelli differenti. Un dettaglio rubato al mondo della moda che asseconda le forme dello sgabello senza intaccarne l'elegante essenzialità. Lo sgabello Plissé, disponibile con e senza schienale, è regolabile in altezza con sistema a gas.

Starting from the simple round seat base, the Plissé stool is embellished thanks to a tailor-made detail: a pleating that runs along the entire edge, playing on the combination between different fabrics and leathers. A detail stolen from the fashion world that follows the shapes of the stool without affecting its elegant essentiality. Available with or without backrest, the Plissé stool has gas height adjustment system.



Plissé 929/A-GAS
Sgabello up&down / *Up&down stool*

Little T

/ coffee tables

— La rigorosa struttura in metallo goffrato anima il disegno dei tavolini Little T. Proposti in tre dimensioni e altezze diverse, i tavolini sono ideali come piano d'appoggio fianco e fronte divano o a creare differenti composizioni. Con piano in grès porcellanato, in pietra naturale, in vetro bronzo temperato o in una preziosa gamma di marmi, sono pensati per l'utilizzo sia in ambiti domestici che contract. I tavolini, inoltre, sono disponibili nella versione per outdoor.

The rigorous embossed metal structure animates the design of the Little T coffee tables. Available in three different sizes and heights, these coffee tables are ideal as a side and front sofa table or to create different compositions. With top in laminated porcelain, natural stone, tempered bronzed glass or a precious range of marbles, they are designed for both domestic and contract environments. These tables are also available in the outdoor version.

Little T 878/TQ-50 - 878/TQ-100 - 878/TR
Tavolini / *Coffee tables*





Little T 878/TQ-50 - 878/TQ-100 - 878/TR
Tavolini / *Coffee tables*



Keel family

— La famiglia Keel composta da sedia e poltroncina dining, poltrona e sgabelli a due altezze, nasce da una ricerca sul tema del rapporto tra rigore geometrico e sinuosità organica. Keel, che si differenzia dalla collezione Keel Light per la seduta interamente imbottita, rimanda al mondo della nautica, rappresentando il tentativo di trovare il miglior equilibrio tra una struttura lineare in tondino di acciaio ed elementi d'appoggio in massello di frassino dalle forme morbide e sinuose che presentano una lavorazione molto particolare.

The Keel family, consisting of dining chair and dining armchair, armchair and two-height stools, was born from the research of the relationship between geometric rigor and organic sinuosity. Keel, which differs from the Keel Light collection for the fully upholstered seat, refers to the nautical world, representing the attempt to find the best balance between a linear structure in steel rod and support elements in solid ash wood with soft and sinuous shapes that have a very particular manufacturing process.



Keel 922/P, Poltroncina dining / *Dining armchair*
Agra 688/ATG-O, Tavolo / *Table* | Gambit 970/R2 BUTTER, Tappeto / *Carpet*





Keel 922/P - 922
Poltroncina e sedia dining / *Dining armchair and chair*



Keel 922/L
Poltrona / *Armchair*



Keel 922/L, Poltrona / *Armchair*
Little T 878/TQ-100, Tavolino / *Coffee table*



Keel 922/S
Sgabello basso / *Counterstool*



Keel 922/A
Sgabello alto / *Barstool*



Keel Light family

— Keel Light, ampliamento della collezione Keel, si differenzia per il suo guscio sotto sedile, verniciato nello stesso colore e nella medesima goffratura del fusto. Entrambe le collezioni prendono ispirazione dal mondo della nautica e sono accomunate da un tratto leggero e sofisticato. La famiglia Keel Light, composta da sedia, poltroncina dining, poltrona e sgabelli a due altezze, nasce da una ricerca sul tema del rapporto tra rigore geometrico e sinuosità organica.

Keel Light, an extension of the Keel collection, differs in its under-seat shell, painted in the same color and embossed like the structure. Both collections take inspiration from the nautical world and are united by a light and sophisticated feature. The Keel Light family, consisting of dining chair, dining armchair, armchair and two-height stools, was realized researching the relationship between geometric rigor and organic sinuosity.





Keel Light 922/PMB, Poltroncina dining / *Dining armchair* | Pipe 885/TC, Tavolo / *Table*
Sen 886/MB, Madia / *Sideboard* | Gambit 970/R3 COLA/RUST, Tappeto / *Carpet*



Keel Light 922/LMB, Poltrone / *Armchairs* | Arial 870/ML, Librerie / *Bookcases*
 Little T 878/TR | Double L 952/TC, Tavolini / *Coffee tables* | Gambit 970/R2 GREY, Tappeto / *Carpet*

Keel Light 922/LMB, Poltrone / *Armchairs*
Gambit 970/R2 GREY, Tappeto / *Carpet*



Keel Light 922/LMB, Poltrone / *Armchairs*
Gambit 970/R2 GREY, Tappeto / *Carpet*



Keel Light 922/AMB - 922/SMB
Sgabello alto e sgabello basso / *Barstool and counterstool*

Episode
VII.

The seduction of infinity

Pipe dining tables / Linus writing desk / Gambit carpets

The seduction of infinity

— Ambienti domestici divengono paesaggi plasmabili, capaci di corrispondere a luoghi onirici e dare forma ai più intimi desideri. Un nido di dettagli preziosi che invitano gli ospiti a lasciarsi sedurre dall'eleganza delicata di forme e volumi, in perfetta sintonia con la danza leggera del tempo che scorre.

Domestic environments become fluid landscapes capable of corresponding to dreamlike places and giving shape to the most intimate desires. A nest of precious details invites guests to be seduced by the delicate elegance of shapes and volumes, which are perfectly in tune with the light dance of passing time.





Pipe

/ dining tables

— Pipe è una famiglia di tavoli dallo stile architettonico, disponibile nella versione con ampio piano rettangolare oppure con piano circolare allungabile e basamento rotondo. Ad animarne la silhouette, la struttura composta da gambe in frassino nelle finiture a collezione che terminano in una base in tubolare nella finitura ottone brunito.

Pipe is a family of tables with an architectural style, available in the version with a large rectangular top or with an extendable circular top and round base. Animating its silhouette, the structure composed of ash wood legs in the finishes as per collection end in a tubular base in bronzed brass finish.



Pipe 885/TR, Tavolo / *Table*
Velis Wood 942/W, Sedie dining / *Dining chairs*



Pipe 885/TC
Tavolo allungabile / *Extendable table*

Linus

/ writing desk

— Linus è uno scrittoio in massello di faggio con cuciture perimetrali a vista e piano e cassetti rivestiti in cuoietto, che risaltano l'artigianalità alla base progetto.

Linus is a writing desk in solid beech wood with visible perimeter seams and top and drawers covered in hide leather, that highlight the craftsmanship behind the project.

Linus 730/SCR, Scrittoio / *Writing desk*
Keel 922, Sedia dining / *Dining chair*

Dettaglio del cassetto / *Drawer detail*







Gambit


/ carpets

— La collezione di tappeti indoor Gambit è caratterizzata da tre diversi disegni geometrici a basso rilievo e nasce dalla volontà di creare un trait d'union per legare i prodotti che compongono le zone living e dining firmate dal brand. Intelaiati interamente a mano sono realizzati in filato di viscosa e lana. Disponibili in un'ampia gamma di colori e dimensioni.

The Gambit indoor carpets collection is characterized by three different bas-relief geometric patterns and was born from the desire to create a trait d'union to link the products that make up the brand's signature living and dining areas. Entirely hand-framed, they are made of viscose and wool yarn. Available in a wide range of colors and sizes.









Gambit 970/R1 BUTTER - 970/R1 GREY
Tappeti / *Carpets*

Gambit 970/R1 GREY, Tappeto / *Carpet*




Gambit 970/R2 GREY
Tappeto / *Carpet*





Gambit 970/R2 BUTTER - 970/R2 GREY
Tappeti / *Carpets*





Technical
sheet.

AGRA

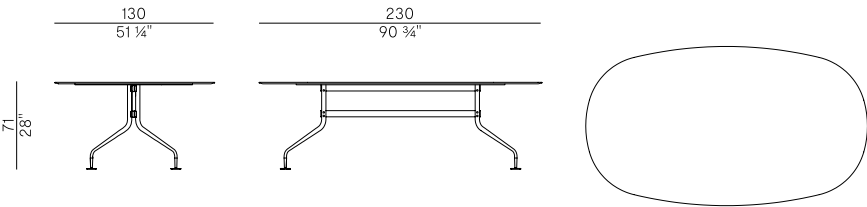
Design Enrico Franzolini
pag. 249, 250-251

Tavolo che arricchisce l'omonima collezione di sedute, con abbinamenti predefiniti a collezione:

- Base in acciaio verniciato antracite goffrato e piano in frassino nelle finiture a collezione.
- Base in acciaio verniciato Aval goffrato e piano in frassino nelle finiture a collezione

Table that enriches the homonymous chairs collection, with predefined collection combinations:

- Base in embossed anthracite painted steel and ash wood top in the finishes as per collection.
- Base in embossed Aval painted steel and ash wood top in the finishes as per collection.



688/ATG-O
tavolo \ table

ANFORA

Design Alexander Lorenz
pag. 108

Tavolo con piano circolare in due dimensioni con:

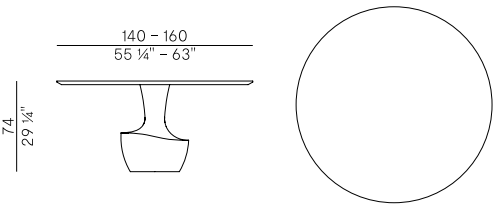
- Base centrale in marmo Carrara opaco e piano in vetro bronzo temperato o in noce Canaletto.
- Base centrale in quarzo resinato antracite o Light Grey con piano vetro bronzo temperato, marmo Bianco Carrara, marmo Grigio Carnico.

Accessorio abbinato: piatto centrale girevole lazy susan.
Finiture di collezione.

Round table available in two dimensions with:

- Central matt white Carrara marble base with bronzed tempered glass or Canaletto walnut top.
- Central resinated quartz base in the Anthracite or Light grey finishes, with bronzed tempered glass, white Carrara marble, Grigio Carnico marble tops.

Matching accessory: lazy susan central rotating plate.
Finishes as per collection.



879/T
tavolo \ table

ARIAL

Design Gabriele e Oscar Buratti
pag. 88

Famiglia di consolle e librerie così composta:

Librerie autoportanti, in tre altezze, con 6, 3 o 2 ripiani in frassino o noce Canaletto e bordi in legno massello. Struttura in metallo disponibile in due finiture:

- Struttura in ottone brunito con piedini in antracite goffrato.
- Struttura in antracite goffrato con piedini in ottone brunito.

Disponibili cassetti opzionali.

Consolle con due cassetti. Parte superiore e ripiano inferiore in frassino o noce Canaletto impiallacciato e bordi superiori in legno massello. Top disponibili in marmo, vetro retro verniciato nero temperato, frassino e noce Canaletto.

Struttura in metallo disponibile in due finiture:

- Struttura in ottone brunito con piedini in antracite goffrato.
- Struttura in antracite goffrato con piedini in ottone brunito.

Finiture di collezione.

Family of consoles and bookshelves composed as follows:

Self-supporting bookshelves, in three heights, with 6, 3 or 2 shelves in ash wood or Canaletto walnut and solid wood edges. Metal structure available in two finishes:

- Bronzed brass structure with embossed anthracite feet.
- Embossed anthracite structure with bronzed brass feet.

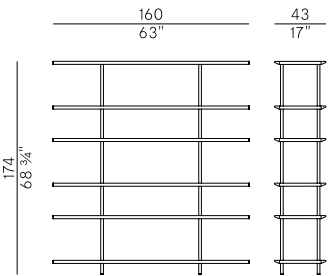
Optional drawers available.

Console with two drawers. Top and bottom shelf in ash wood or veneered Canaletto walnut and upper edges in solid wood. Top available in marble, tempered black back painted glass, ash wood and Canaletto walnut.

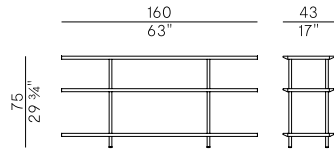
Metal structure available in two finishes:

- Bronzed brass structure with embossed anthracite feet.
- Embossed anthracite structure with bronzed brass feet.

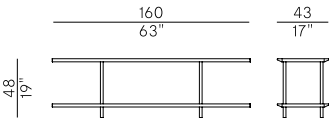
Finishes as per collection.



870/ML
libreria autoportante \ freestanding bookcase



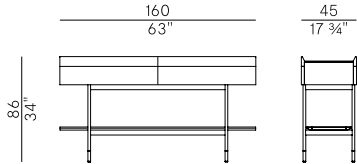
870/MS
libreria autoportante \ freestanding bookcase



870/MB
libreria autoportante \ freestanding bookcase



cassetto opzionale \ optional drawer



870/CS
consolle \ console

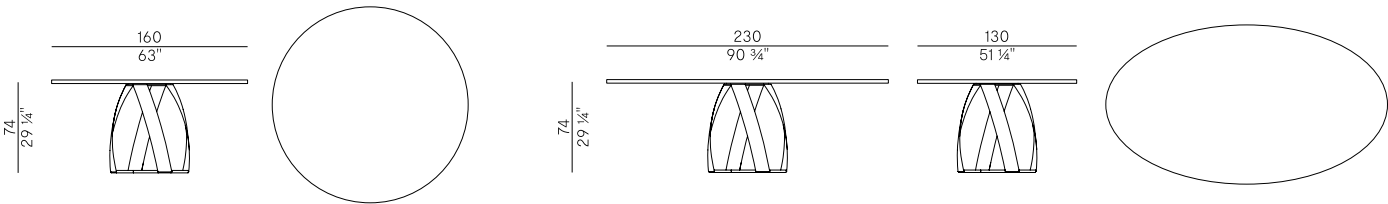
BON BON

Design Alexander Lorenz
pag. 208

Famiglia di tavoli con base in metallo verniciato antracite e Aval goffrato, oro, ottone brunito e Corten trattato a cera così composta:

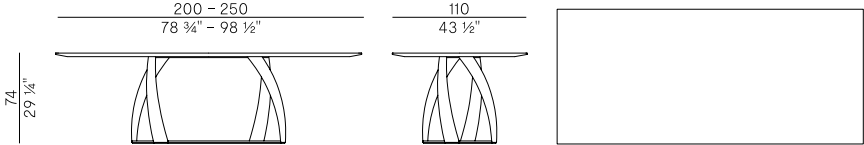
- Tavolo con base tonda e piano circolare in noce Canaletto, marmo o vetro float trasparente temperato.
- Tavolo con base tonda e piano ellittico in noce Canaletto, marmo o vetro float trasparente temperato.
- Tavolo con base rettangolare disponibile con piano ovaloide in noce Canaletto, marmo o vetro float trasparente temperato.
- Tavolo con base rettangolare disponibile con piano rettangolare in noce Canaletto, marmo o vetro float trasparente temperato.
- Tavolino con base piccola tonda e piano circolare in noce Canaletto, marmo o vetro bronzo temperato.

Finiture di collezione.

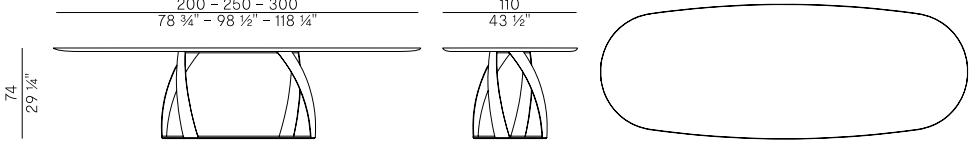


770/TC
tavolo \ table

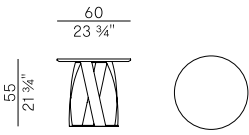
770/TO
tavolo \ table



770/TG-R
tavolo \ table



770/TG-O
tavolo \ table



770/TB
tavolino \ coffee table

Family of tables with base in embossed anthracite and Aval painted metal, gold, bronzed brass and wax treated Corten, composed as follows:

- Table with round base and circular top in Canaletto walnut, marble or tempered transparent float glass.
- Table with round base and elliptical top in Canaletto walnut, marble or tempered transparent float glass.
- Table with rectangular base available with oval top in Canaletto walnut, marble or tempered transparent float glass.
- Table with rectangular base available with rectangular top in Canaletto walnut, marble or tempered transparent float glass.
- Coffee table with small round base and circular top in Canaletto walnut, marble or tempered bronze glass.

Finishes as per collection.

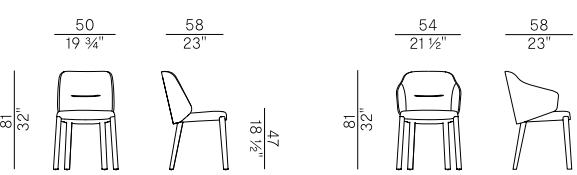
CONCHA

Design Stephan Veit
pag. 98

Collezione di sedute così composta:

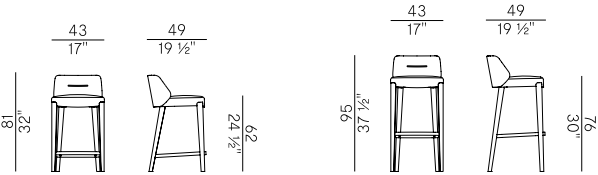
- Sedia e poltroncina dining con struttura in massello di rovere e seduta e schienale imbottiti in poliuretano espanso ignifugo.
- Sgabello a due altezze con struttura in massello di rovere e seduta e schienale imbottiti in poliuretano espanso ignifugo. Poggiapiedi in ottone brunito.

Finiture e rivestimenti di collezione.



905
sedia dining \ dining chair

905/P
poltroncina dining \ dining armchair



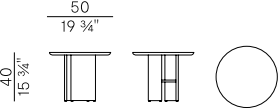
905/S
sgabello basso \ counterstool

905/A
sgabello alto \ barstool

DOUBLE L

Design Chiara Andreatti
pag. 116

Tavolino con piano circolare e base in lamiera d'acciaio verniciata a polveri epossidiche finitura nero goffrato. Raccordo tra le basi in ottone brunito e piano in marmo. Finiture disponibili a collezione.



952/TC
tavolino \ coffee table

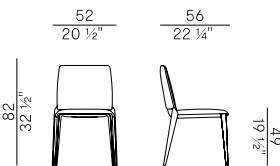
Coffee table with circular top and base in epoxy powder coated steel sheet with black embossed finish. Connection between the bases in bronzed brass and marble top. Finishes as per collection.

HIRU

Design Mario Ferrarini

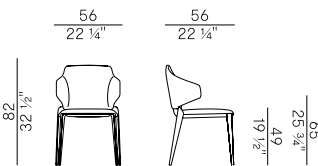
pag. 82

Sedia e poltroncina dining con gambe elicoidali e superfici non planari. Struttura in legno massello di frassino con seduta e schienale imbottiti in poliuretano espanso ignifugo. Finiture e rivestimenti di collezione.



947

sedia dining \ dining chair



947/P

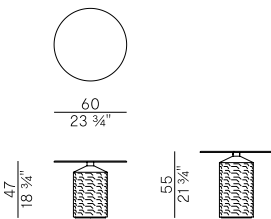
poltroncina dining \ dining armchair

HISHI

Design Chiara Andreatti

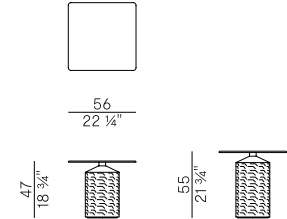
pag. 138

Collezione di tavolini con piano circolare o quadrato in vetro bronzo temperato o noce Canaletto. Base in ceramica smaltata, altezza 47 cm o 55cm, con finitura lucida color pesca, grigio sabbia o cioccolato. Borchia alla base del piano con finitura ottone brunito.



871/TBC

tavolino \ coffee table



871/TBQ

tavolino \ coffee table

Dining chair and dining armchair with helical legs and non-planar surfaces. Structure in solid ash wood with seat and backrest padded in fire-retardant polyurethane foam. Finishes and coverings as per collection.

INTRECCIO

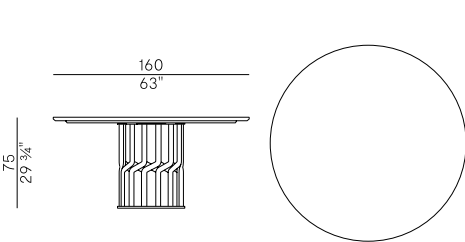
Design Nava + Arosio Studio

pag. 56

Collezione di tavoli così composta:

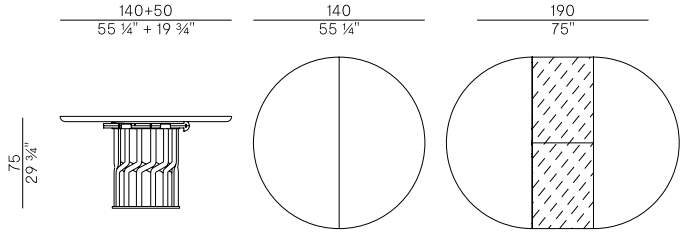
- Tavolo con piano circolare, versione fissa Ø160, con base centrale in massello di frassino e piano in marmo nelle finiture disponibili a collezione.
- Tavolo circolare, versione allungabile Ø140, con base centrale in massello di frassino e piano in legno frassino con allunga centrale.

Il basamento centrale è costituito da 14 elementi di legno massello di frassino sagomato. Piastra alla base in ottone brunito. Finiture di collezione.



950/TC-FIX

tavolo \ table



950/TC1

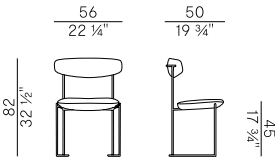
tavolo allungabile \ extendable table

KEEL

Design M+V

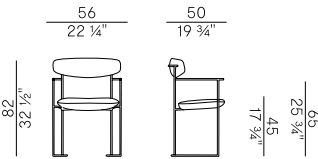
pag. 248

Collezione costituita da sedia e poltroncina dining, poltrona e sgabelli a due altezze. Struttura in tondino di acciaio verniciato antracite e Aval o bianco perla goffrato. Schienale in massello di frassino e seduta imbottita in poliuretano espanso ignifugo. Finiture e rivestimenti di collezione.



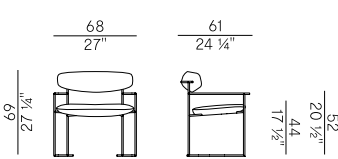
922

sedia dining \ dining chair



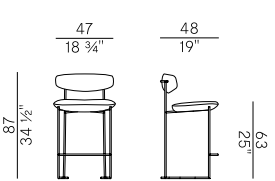
922/P

poltroncina dining \ dining armchair



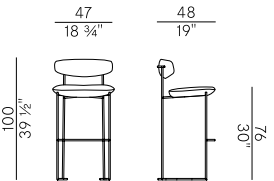
922/L

poltrona \ armchair



922/S

sgabello basso \ counterstool



922/A

sgabello alto \ barstool

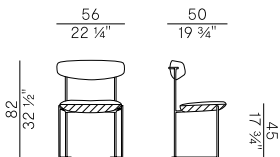
Collection consisting of dining chair and dining armchair, armchair and two height stools. Structure in anthracite, Aval, or embossed pearl white painted steel rod. Backrest in solid ash wood and seat padded in fire retardant polyurethane foam. Materials and coverings as per collection.

KEEL LIGHT

Design M+V

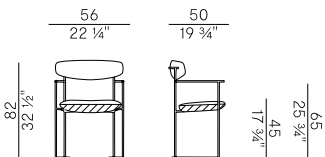
pag. 262

Collezione costituita da sedia e poltroncina dining, poltrona e sgabelli a due altezze. Struttura in tondino di acciaio verniciato antracite, Aval o bianco perla goffrato. Schienale in massello di frassino e seduta imbottita in poliuretano espanso ignifugo con guscio sottostante rigido verniciato, nello stesso colore e goffratura fine del fusto. Finiture e rivestimenti di collezione.



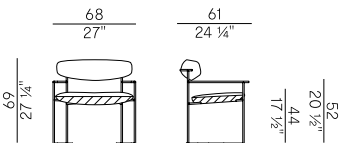
922/MB

sedia dining \ dining chair



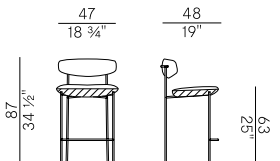
922/PMB

poltroncina dining \ dining armchair



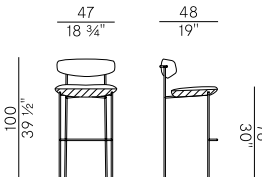
922/LMB

poltrona \ armchair



922/SMB

sgabello basso \ counterstool



922/AMB

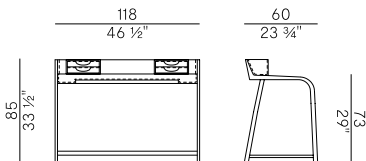
sgabello alto \ barstool

LINUS

Design Stephan Veit

pag. 284

Scrivitoio con struttura in massello di faggio e piano e cassetti rivestiti in cuoietto. Finiture e rivestimenti di collezione.



730/SCR

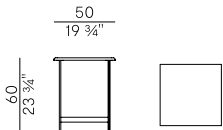
scrivitoio \ writing desk

LITTLE T

Design Potocco D&D

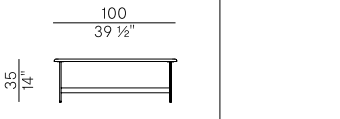
pag. 242

Famiglia di tavolini con piano rettangolare o quadrato in tre dimensioni e due altezze. Struttura in lamiera e tubo d'acciaio verniciato antracite goffrato o ottone brunito. Piano in vetro bronzo temperato, marmo, grès porcellanato o pietra naturale.



878/TQ-50

tavolino \ coffee table



878/TQ-100

tavolino \ coffee table

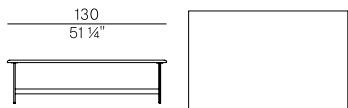
Collection consisting of dining chair and dining armchair, armchair and two height stools. Structure in anthracite, Aval, or embossed pearl white painted steel rod. Backrest in solid ash wood and seat padded in fire retardant polyurethane foam with rigid underlying shell painted in the same color and fine embossing of the structure. Materials and coverings as per collection.

Writing desk with solid beech wood structure and hide-leather-covered top and drawers. Finishes and coverings as per collection.



878/TR

scrivitoio \ writing desk



878/PU

tavolino \ coffee table

LYZ

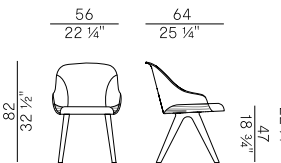
Design Mario Ferrarini

pag. 126

Sedia e poltroncina dining con seduta e schienale imbottiti in poliuretano espanso ignifugo e gambe in massello di frassino o noce canaletto. Proposte con dettaglio alla base della seduta in massello di frassino o noce Canaletto o con seduta tutta imbottita.

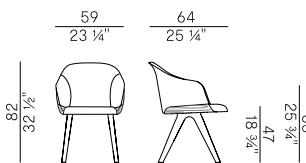
Disponibili con le seguenti basi:

- Base fissa con quattro gambe in massello di frassino o noce Canaletto.
 - Base girevole a quattro razze in metallo verniciato Aval o nero goffrato con, su richiesta, meccanismo di ritorno.
 - Base centrale a cono girevole in metallo verniciato antracite goffrato o nero goffrato con meccanismo di ritorno.
 - Base a slitta in metallo verniciato antracite goffrato o nero goffrato.
 - Base a cantilever in metallo verniciato antracite goffrato o nero goffrato.
- Finiture e rivestimenti di collezione.



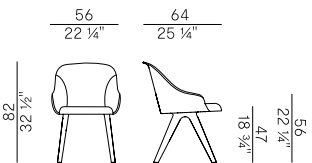
918

sedia dining \ dining chair



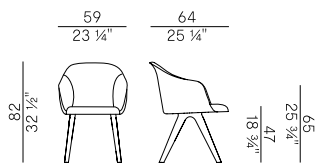
918/P

poltroncina dining \ dining armchair



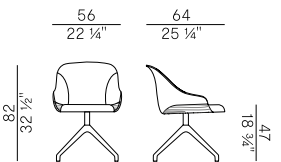
918/I

sedia dining \ dining chair



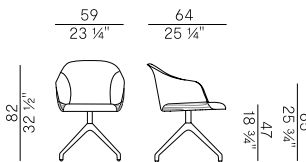
918/PI

poltroncina dining \ dining armchair



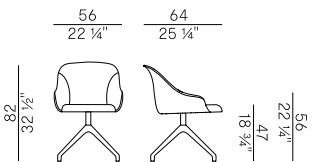
918/G

sedia dining girevole \ swivel dining chair



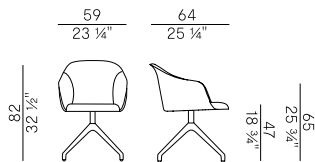
918/PG

poltroncina dining girevole \ swivel dining armchair



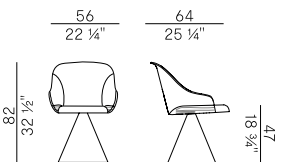
918/GI

sedia dining girevole \ swivel dining chair



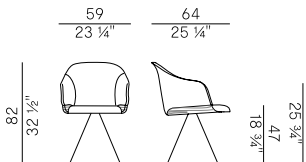
918/PGI

poltroncina dining girevole \ swivel dining armchair



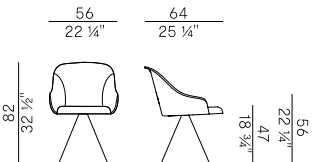
918/GC

sedia dining base cono girevole \ cone base swivel dining chair



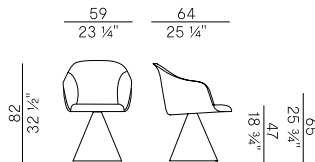
918/PGC

poltroncina dining base cono girevole \ cone base swivel dining armchair



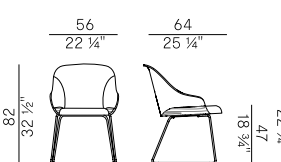
918/GCI

sedia dining base cono girevole \ cone base swivel dining chair



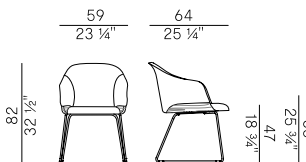
918/PGCI

poltroncina dining base cono girevole \ cone base swivel dining armchair



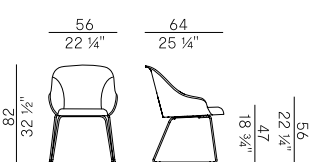
918/SL

sedia dining base slitta \ sled base dining chair



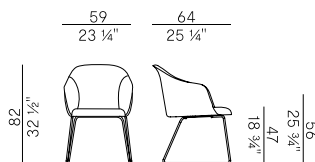
918/PSL

poltroncina dining base slitta \ sled base dining armchair



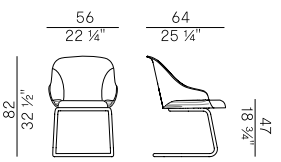
918/SLI

sedia dining base slitta \ sled base dining chair



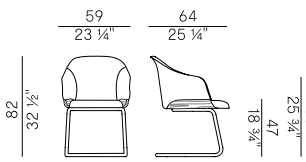
918/PSLI

poltroncina dining base slitta \ sled base dining armchair



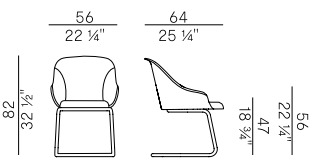
918/U

sedia dining base cantilever \ cantilever base dining chair



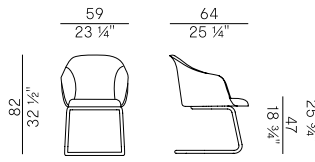
918/PU

poltroncina dining base cantilever \ cantilever base dining armchair



918/UI

sedia dining base cantilever \ cantilever base dining chair



918/PSUI

poltroncina dining base cantilever \ cantilever base dining armchair

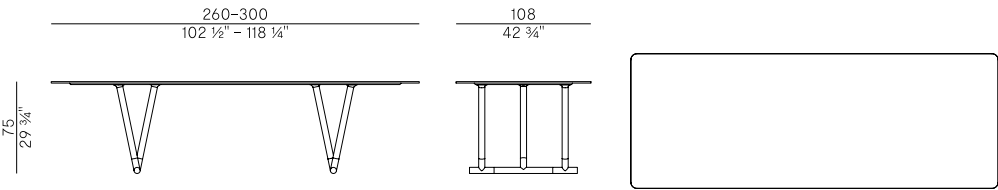
PIPE

Design Mario Ferrarini
pag. 278

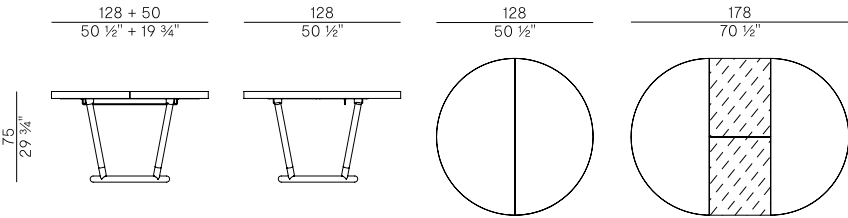
Famiglia di tavoli la cui base è caratterizzata idealmente da due cavalletti rovesciati in frassino e dettagli in metallo con finitura in ottone brunito. Disponibile in due versioni:

- Tavolo con piano rettangolare in frassino, grès porcellanato o marmo a basso spessore, arrotondato sugli angoli.
- Tavolo allungabile con piano circolare in frassino e con basamento rotondo in tubolare in ottone brunito. Allunga centrale.

Finiture di collezione.



885/TR
tavolo \ table

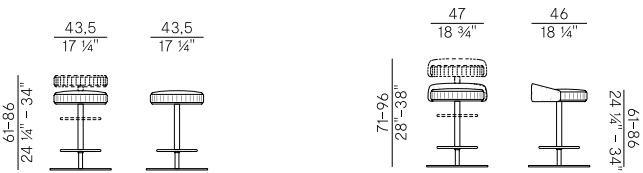


885/TC
tavolo allungabile \ extendable table

PLISSÉ

Design Serena Confalonieri
pag. 238

Sgabello con seduta imbottita in poliuretano espanso ignifugo e perimetro plissettato. Disponibile con o senza schienale. Gamba centrale girevole in metallo ad altezza regolabile con sistema a gas. Base in metallo tonda e poggiapiedi a "T" o circolare. Finiture e rivestimenti di collezione.



929/S-GAS
sgabello up&down \ up&down stool

929/A-GAS
sgabello up&down \ up&down stool

Tables' family whose base is ideally characterized by two inverted ash trestles and metal details with bronzed brass finish. Available in two versions:

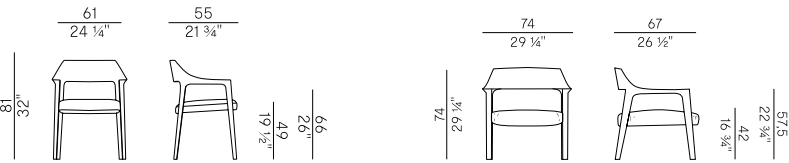
- Table with rectangular top in ash wood, laminated porcelain, or marble with low thickness, rounded on the corners.
- Extendable table with circular ash wood top and round base in tubular bronzed brass. Central extension.

Finishes as per collection.

SCHEGGIA

Design Mario Ferrarini
pag. 34

Poltroncina dining e poltrona con struttura in massello di frassino rastremato ai bordi. Seduta imbottita in poliuretano espanso ignifugo. Finiture e rivestimenti di collezione.



906/P
poltroncina dining \ dining armchair

906/PLI
poltrona \ armchair

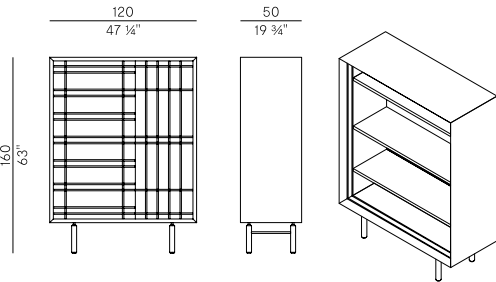
SEN

Design Chiara Andreatti
pag. 222

Collezione di mobili contenitori così composta:

- Madia con cornice in massello di frassino, due ante scorrevoli in vetro temperato bronzo o trasparente a cui sono applicate griglie in massello di frassino e spalla centrale che suddivide in due lo spazio interno. Base con gambe in frassino e guide in metallo verniciato Aval.
- Credenza con cornice in massello di frassino e tre ripiani in frassino. Due ante scorrevoli in vetro temperato bronzo o trasparente a cui sono applicate griglie in massello di frassino. Base con gambe in frassino e guide in metallo verniciato Aval.

Finiture di collezione.



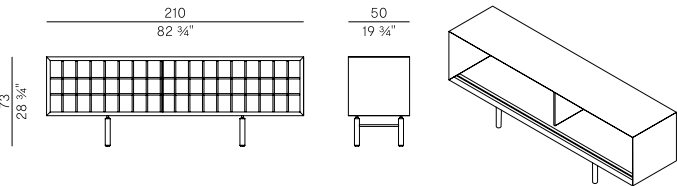
886/MA
credenza \ cabinet

886/MB
madia \ sideboard

Storage units collection composed as follows:

- Sideboard with solid ash wood frame, two sliding doors in tempered bronzed or transparent glass to which solid ash wood grids are applied and central shoulder that divides the interior space in two. Base with ash wood legs and guides in Aval painted metal.
- Cabinet with frame in solid ash wood and three shelves in ash. Two sliding doors in tempered bronzed or transparent glass to which solid ash wood grids are applied. Base with ash wood legs and guides in Aval painted metal.

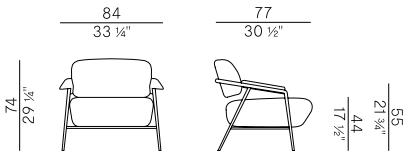
Finishes as per collection.



STAY

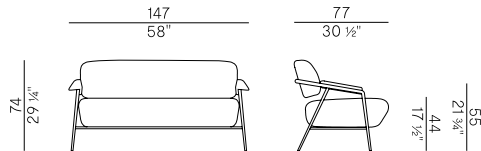
Design StorageMilano
pag. 64

Poltrona e divano con seduta e schienale imbottiti in poliuretano espanso ignifugo. Struttura in tubolare di metallo verniciato antracite gofrato o ottone brunito. Finiture e rivestimenti di collezione.



909/PL
poltrona \ armchair

Armchair and sofa with seat and backrest padded in fire retardant polyurethane foam. Structure in metal rod, in bronzed brass or anthracite embossed painted metal finishes. Finishes and coverings as per collection.

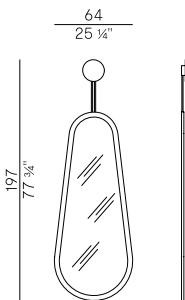


909/D
divano \ sofa

STILLA

Design Serena Confalonieri
pag. 230

Specchio a parete con cornice ed elemento di fissaggio rivestiti in pelle. Tubolari di raccordo in metallo finitura ottone brunito.



890/S
specchio a parete \ wall mirror

Wall mirror with frame and attachment element covered in leather. Tubular joints in bronzed brass finish metal.

VELIS

Design Mario Ferrarini
pag. 152

Collezione di sedute imbottite in poliuretano espanso ignifugo e struttura in massello di frassino o in noce Canaletto così composta:

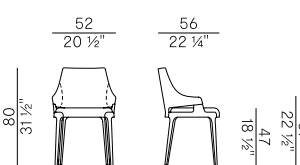
- Sedie e poltroncine dining con seduta e schienale imbottiti in poliuretano espanso ignifugo con schienale in due diverse altezze. Struttura in massello di frassino o noce Canaletto. Prodotti disponibili anche in versione bimaterica.
- Poltroncina pozzetto dining con seduta e schienale imbottiti in poliuretano espanso ignifugo. Struttura in massello di frassino o noce Canaletto. Prodotti disponibili anche in versione bimaterica.
- Poltroncina pozzetto dining girevole con base a 4 razze in metallo finitura nero gofrato, meccanismo di ritorno su richiesta, con seduta e schienale imbottiti in poliuretano espanso ignifugo. Dettagli seduta in massello di frassino o noce Canaletto.
- Poltroncina pozzetto dining con schienale intrecciato a mano in corda nautica canapa o "Gassa" testa di moro. Seduta imbottita in poliuretano espanso ignifugo. Struttura in massello di frassino o noce Canaletto.
- Poltrona girevole con meccanismo di ritorno con seduta e schienale imbottiti in poliuretano espanso ignifugo. Dettagli seduta in massello di frassino o noce Canaletto.
- Divano e poltrona con schienale disponibile in due diverse altezze. Seduta e schienale imbottiti in poliuretano espanso ignifugo. Struttura in massello di frassino o noce Canaletto. Prodotti disponibili anche in versione bimaterica.
- Sgabello alto e basso, sgabello doppio e sgabello circolare senza schienale. Seduta e schienale imbottiti in poliuretano espanso ignifugo. Dettagli seduta in massello di frassino o noce Canaletto. Poggia piedi in inox satinato.
- Sgabello con braccioli con gamba centrale girevole ad altezza regolabile con sistema a gas. Base in metallo tonda o quadrata e poggiapiedi a "T" o circolare.
- Panche imbottite in poliuretano espanso ignifugo in differenti dimensioni con o senza tavolino. Struttura in massello di frassino o noce Canaletto.

Finiture e rivestimenti di collezione.

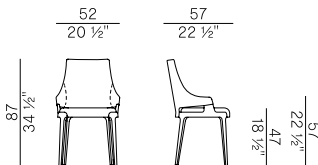
Collection of seats upholstered in fire retardant polyurethane foam and structure in solid ash wood or Canaletto walnut composed as follows:

- Dining chairs and armchairs with seat and backrest upholstered in fire retardant polyurethane foam with backrest in two different heights. Structure in solid ash wood or Canaletto walnut. Products available also in the bimaterial version.
- Dining tub chair with seat and backrest upholstered in fire retardant polyurethane foam. Structure in solid ash wood or Canaletto walnut. Products available also in the bimaterial version.
- Swivel dining tub chair with 4-star base in embossed black finish metal, return mechanism on request, with seat and backrest padded with fire retardant polyurethane foam. Seat details in solid ash wood or Canaletto walnut.
- Dining tub chair with hand-woven backrest in hemp nautical rope or "Gassa" dark brown rope. Upholstered seat in fire retardant polyurethane foam. Structure in solid ash wood or Canaletto walnut.
- Swivel armchair with return mechanism with seat and backrest upholstered in fire retardant polyurethane foam. Seat details in solid ash wood or Canaletto walnut.
- Sofa and armchair with backrest available in two different heights. Seat and backrest upholstered in fire retardant polyurethane foam. Structure in solid ash wood or Canaletto walnut. Products available also in the bimaterial version.
- Barstool and counterstool, double stool and circular stool without backrest. Seat and backrest upholstered in fire retardant polyurethane foam. Seat details in solid ash wood or Canaletto walnut. Footrest in satin stainless steel.
- Stool with armrests with central swivel leg with gas height adjustment system. Round or square metal base and "T" or circular footrest.
- Padded benches in fire retardant polyurethane foam in different sizes with or without coffee table. Structure in solid ash wood or Canaletto walnut.

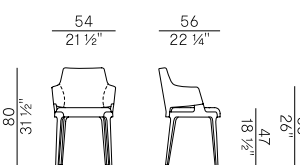
Finishes and coverings as per collection.



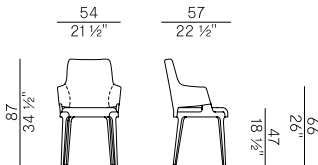
942
sedia dining \ dining chair



942/7
sedia dining schienale alto \ high backrest dining chair



942/PB
poltroncina dining \ dining armchair

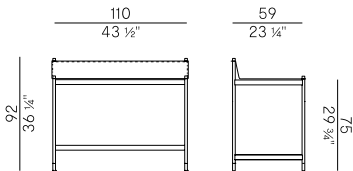


942/PB7
poltroncina dining schienale alto \ high backrest dining armchair

TERRAZZO

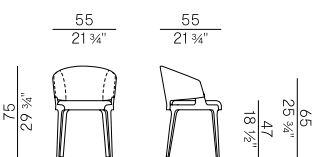
Design Nicola Bonriposi
pag. 142

Scrittoio con leggera struttura in acciaio tubolare verniciato a polveri antracite gofrato, con dettagli piedini e dettagli cilindrici di fissaggio del piano in finitura ottone brunito. Piano e spalla in lamiera, con inserto soft pad in poliuretano espanso, rivestiti in cuoietto con cuciture perimetrali a vista. Finiture e rivestimenti di collezione.

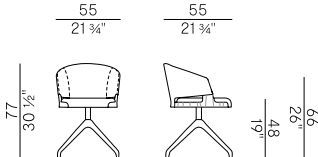


898/SCR
scrittoio \ writing desk

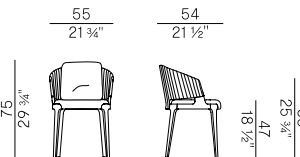
Writing desk with structure in powder coated tubular steel in embossed anthracite, with feet and cylindrical fixing details in bronzed brass finish. Top and shoulder in thin plate, with soft polyurethane foam insert, covered with hide-leather, refined with visible perimeter seams. Finishes and coverings as per collection.



942/PA
poltroncina pozzetto \ tub chair



942/PAG
poltroncina pozzetto girevole \ swivel tub chair



942/PAR
poltroncina pozzetto schienale intrecciato \ woven backrest tub chair

VELIS WOOD

Design Mario Ferrarini

pag. 184

Collezione di sedute con schienale esterno in legno così composta:

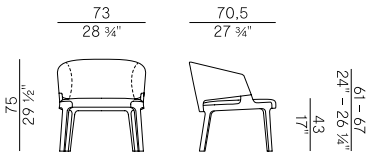
- Sedie e poltroncine dining con schienale in due diverse altezze e schienale esterno in frassino o noce canaletto. Schienale interno e seduta imbottiti in poliuretano espanso ignifugo. Struttura in massello di frassino o noce Canaletto.
- Poltroncina pozzetto dining con schienale esterno in frassino o noce canaletto. Schienale interno e seduta imbottiti in poliuretano espanso ignifugo. Struttura in massello di frassino o noce Canaletto.
- Sgabello alto e basso con schienale esterno in frassino o noce canaletto. Schienale interno e seduta imbottiti in poliuretano espanso ignifugo. Struttura in massello di frassino o noce Canaletto. Poggia piedi in inox satinato.

Finiture e rivestimenti di collezione.

Collection of seats with external wooden backrest composed as follows:

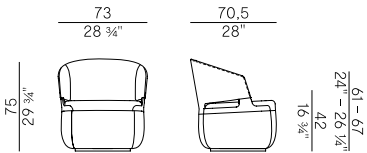
- Dining chairs and armchairs with backrest in two different heights and external backrest in ash wood or Canaletto walnut. Internal backrest and seat padded in fire retardant polyurethane foam. Structure in solid ash wood or Canaletto walnut.
- Dining tub chair with external backrest in ash wood or Canaletto walnut. Internal backrest and seat padded in fire retardant polyurethane foam. Structure in solid ash wood or Canaletto walnut.
- Barstool and counter stool with external backrest in ash wood or Canaletto walnut. Internal backrest and seat padded in fire retardant polyurethane foam. Structure in solid ash wood or Canaletto walnut. Footrest in satin stainless steel.

Finishes and coverings as per collection.



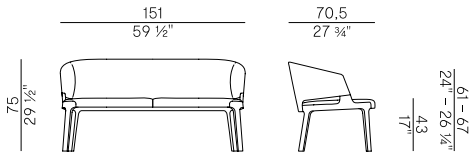
942/PLA

poltrona \ armchair



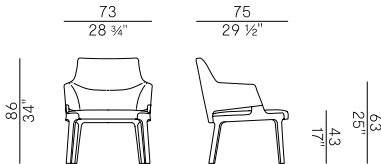
942/PLAG

poltrona girevole \ swivel armchair



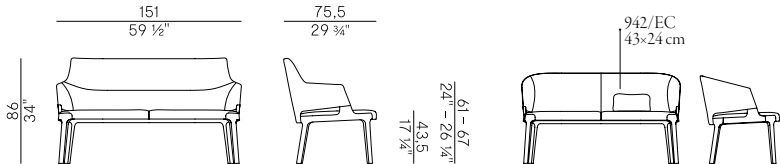
942/DA

divano \ sofa



942/PLB

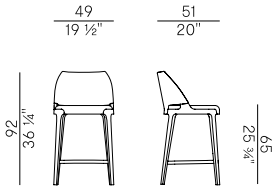
poltrona \ armchair



942/DB

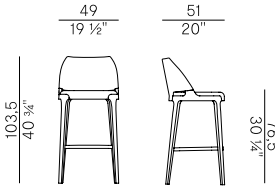
divano \ sofa

cuscino \ cushion



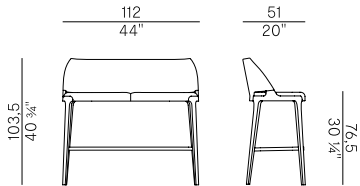
942/AS

sgabello basso \ counterstool



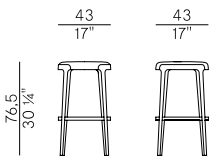
942/A

sgabello alto \ barstool



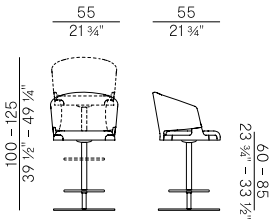
942/A2

sgabello doppio \ double stool



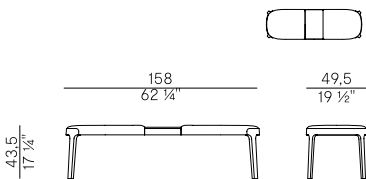
942/AC

sgabello \ stool



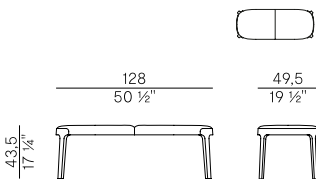
942/APA-GAS

sgabello up&down \ up&down stool



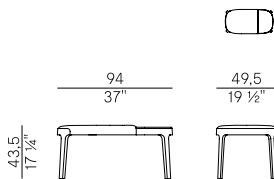
942/O1

panca \ bench



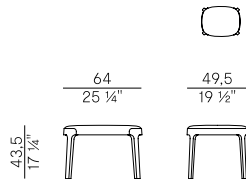
942/O2

panca \ bench



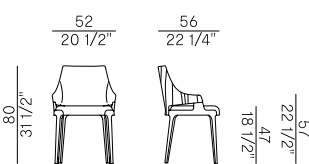
942/O3

panca \ bench



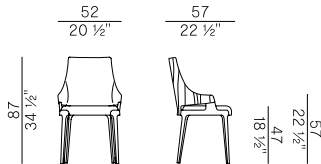
942/O4

panca \ bench



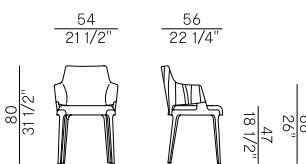
942/W

sedia dining \ dining chair



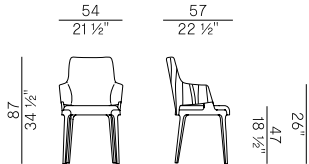
942/7W

sedia dining schienale alto \ high backrest dining chair



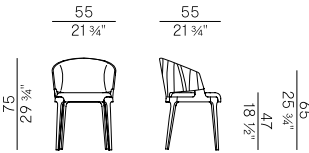
942/PBW

poltroncina dining \ dining armchair



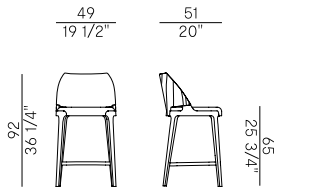
942/PB7W

poltroncina dining schienale alto \ high backrest dining armchair



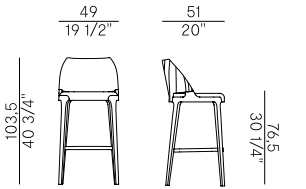
942/PAW

poltroncina pozzetto \ tub chair



942/SW

sgabello basso \ counterstool



942/AW

sgabello alto \ barstool

WOOD_Y

Design Chiara Andreatti
pag. 198

Famiglia così composta:

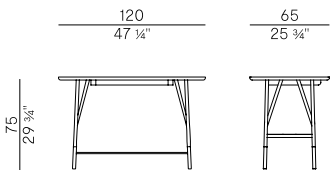
- Scrittoio con base e piano in massello di frassino e noce canaletto. Tondini e dettagli delle teste delle viti in metallo con finitura ottone brunito. Cassetto sotto piano nella stessa finitura del mobile.
- Consolle autoportante con base e piano in massello di frassino e noce canaletto. Tondini e dettagli delle teste delle viti in metallo con finitura ottone brunito.
- Consolle a parete con base e piano in massello di frassino e noce canaletto. Tondini e dettagli delle teste delle viti in metallo con finitura ottone brunito.

Finiture di collezione.

Family composed as follows:

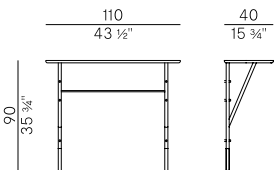
- Writing desk with base and top in solid ash wood and Canaletto walnut. Rods and screwhead details in metal with bronzed brass finish. Under-top drawer in the same finish as the furniture item.
- Self-supporting console with base and top in solid ash wood and Canaletto walnut. Rods and screwhead details in metal with bronzed brass finish.
- Wall console with base and top in solid ash wood and Canaletto walnut. Rods and screwhead details in metal with bronzed brass finish.

Finishes as per collection.



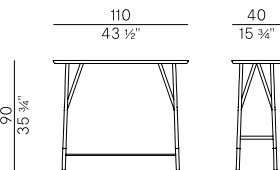
889/SCR

scrittoio \ writing desk



889/CS

consolle a parete \ wall console



889/CSF

consolle \ console

YOISHO

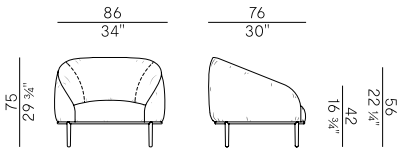
Design Bernhardt & Vella
pag. 42

Poltrona e divano con imbottitura in poliuretano espanso ignifugo.

Dettaglio alla base della seduta in legno finitura ottone brunito. Gambe in massello di frassino. Finiture e rivestimenti di collezione.

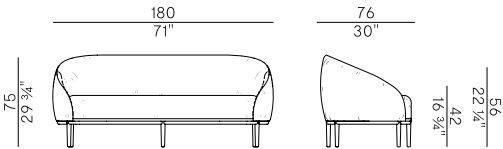
Armchair and sofa padded in fire retardant polyurethane foam.

Detail at the base of the seat in wood with bronzed brass finish. Solid ash wood legs. Finishes and coverings as per collection.



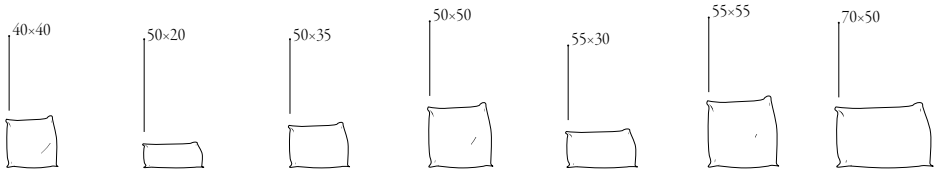
904/PL

poltrona \ armchair



904/D

divano \ sofa



cuscini decorativi \ decorative pillows








Finishes.

Indoor

FAGGIO / BEECH

					
<div>BV</div> <div>Anilina beige \ Beige aniline</div>	<div>UD</div> <div>Biscotto \ Biscuit</div>	<div>TM</div> <div>Moka \ Moka</div>	<div>TZ</div> <div>Grigio plumbeo \ Dark grey</div>	<div>TT</div> <div>Wengé \ Wengé</div>	<div>15</div> <div>Carbone \ Carbon</div>

FRASSINO / ASH

						
<div>SG</div> <div>Anilina beige \ Beige aniline</div>	<div>SC</div> <div>Biscotto \ Biscuit</div>	<div>HJ</div> <div>Moka \ Moka</div>	<div>HK</div> <div>Grigio plumbeo \ Dark grey</div>	<div>HL</div> <div>Wengé \ Wengé</div>	<div>HP</div> <div>Carbone \ Carbon</div>	<div>SN</div> <div>Noce \ Walnut</div>




ROVERE / OAK

					
<div>UH</div> <div>Anilina beige \ Beige aniline</div>	<div>UC</div> <div>Biscotto \ Biscuit</div>	<div>TD</div> <div>Moka \ Moka</div>	<div>TA</div> <div>Grigio plumbeo \ Dark grey</div>	<div>TY</div> <div>Wengé \ Wengé</div>	<div>RQ</div> <div>Carbone \ Carbon</div>







ESSENZE SPECIALI / SPECIAL ESSENCE

	
<div>ES</div> <div>Noce Canaletto \ Canaletto walnut</div>	<div>EK</div> <div>Mogano tinto noce \ Walnut stained mahogany</div>

LACCATI OPACHI / MATT LACQUERED

		
<div>13</div> <div>Bianco \ White</div>	<div>HB</div> <div>Rubino \ Ruby red</div>	<div>08</div> <div>Nero \ Black</div>

METALLI VERNICIATI / LACQUERED METALS

					
<div>Bianco goffrato \ White embossed</div>	<div>Bianco perla goffrato \ Pearl white embossed</div>	<div>Antracite goffrato \ Anthracite embossed</div>	<div>Aval goffrato \ Aval embossed</div>	<div>Nero goffrato \ Black embossed</div>	<div>Oro \ Gold</div>



METALLI SPECIALI / SPECIAL METALS

	
<div>Ottone brunito \ Bronzed brass</div>	<div>Corten \ Corten</div>

INOX / INOX


<div>Satinato \ Satin</div>

METALLI CROMATI / CHROME METALS


	
<div>Cromato \ Chrome</div>	<div>Cromo nero \ Black chrome</div>

QUARZO RESINATO / RESINATED QUARTZ




Antracite \ Anthracite Light Grey \ Light Grey

GRÈS PORCELLANATO / LAMINATED PORCELAIN



Ossido nero \
Black oxide

HPL / HPL



Antracite \ Anthracite

CERAMICA / CERAMIC



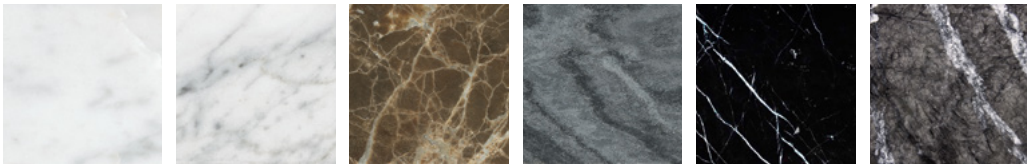
Cioccolato \
Chocolate Pesca \ Peach Grigio sabbia \
Sand grey

VETRO TEMPERATO / TEMPERED GLASS



Float trasparente \
Transparent float Bronzato \ Bronzed Retro verniciato nero \
Black back-painted

MARMI / MARBLES



Bianco Carrara lucido \
Glossy White Carrara Bianco Carrara opaco \
Matt White Carrara Dark Emperador \
Dark Emperador Iron Silver \
Iron Silver Nero Marquinia \
Nero Marquinia Grigio Carnico \
Grigio Carnico

CORDE / ROPES



A6C F7E - F8F
Cuoio \ Hide leather Gassa testa di moro \
Gassa dark brown

CORDA NAUTICA / NAUTICAL ROPE



F7F
Canapa \ Hemp

AIDA (CAT. 1) – 68% PL, 32% PP




Martindale : >135.000 cicli/rubs
Light fastness : >6
Fire tests : IIM-UNI 9175 / Classe 1-UNI 9177 / EN 1021 Part 1/2 /
DIN 4102-B1 / NFPA 260 Class 1 / NF D-60 013-A18 / CAL TB 117:2013 /
IMO MED-FTP 307 Part 8 / Önorm B 3825
Main characteristics : IMO-MED / Sound absorbent

Technical features :

Care :

ARTE (CAT. 1) – 68% PC, 16% PL, 16% CO



Martindale : 35.000 cicli/rubs
Light fastness : 5
Fire tests : CAL TB 117:2013 / BS 5852 Cigarette / BS 5852 Match / EN 1021 Part 1/2

Technical features :

Care :

ALBA (CAT. 1) – 45% PC, 33% PL, 22% WO




Martindale : 40.000 cicli/rubs
Light fastness : 5
Fire tests : CAL TB 117:2013 / BS 5852 Cigarette

Technical features :

Care :

BETTY (CAT. 2) – 33% PL, 25% PC, 23% VI, 10% CO, 9% LI



Martindale : 50.000 cicli/rubs
Light fastness : 5/6
Fire tests : CAL TB 117:2013 / BS 5852 Cigarette

Technical features :

Care :

BALDO (CAT. 2) - 34% VI, 31% CO, 15% LI, 13% PC, 7% PL



B7A
Bianco



B7B
Beige



B7C
Avorio



B7D
Tortora



B7E
Odra



B7F
Rosa



B7G
Grigio chiaro



B7H
Grigio scuro



B7I
Light blue



B7J
Bosco



B7K
Nocciola




B7L
Antracite

Martindale : 25.000 cicli/rubs
Light fastness : 5/6
Fire tests : CAL TB 117:2013 / BS 5852 Cigarette


Technical features :

Care :


BLISS (CAT. 2) - 67% VI, 33% LI




H1X
Bianco



H1Y
Panna



H1Z
Beige




H1W
Nocciola


Martindale : > 20.000 cicli/rubs
Light fastness : 4/5

Care :


BRERA (CAT. 2) - 100% CO




A4D
Bianco




A4E
Beige




A4J
Grigio




A4G
Salvia




A4K
Tortora scuro



A4I
Lilla



A4F
Tronco




A4H
Antracite

Martindale : 40.000 cicli/rubs
Light fastness : 4/5
Fire tests : CAL TB 117:2013 / BS 5852 Cigarette / BS 5852 Match


Technical features :

Care :


BRIDGE (CAT. 2) - 100% TREVIRA® CS




A3D
Bianco




A3E
Panna




A3F
Grigio




A3G
Antracite




A3H
Salvia




A3I
Mattone



A3J
Prugna



A3K
Blu oltremare




A3L
Nero

Martindale : 100.000 cicli/rubs
Light fastness : ≥5
Fire tests : CAL TB 117:2013 / UNI 8456 - 9174 classe 1 / UNI 9175 Classe 1IM / EN 1021 Part 1/2 / BS 5852 CRIB 5 / DIN 4102 - B1 / IMO FTP CODE 2010 NF P 92 503-507 M1 / UNI EN 13773:2004 classe 1 / NFPA 701:2015
Main characteristics : Sound absorbent

Technical features :

Care :

CALLA (CAT. 3) – 5% CO, 25% VI, 13% LI, 15% WO, 25% PL, 15% PC, 2% PA




Martindale : 45.000 cicli/rubs
Light fastness : 4/5
Fire tests : CAL TB 117:2013 / BS 5852 Cigarette / BS 5852 Match

Technical features :

Care :

CIELO (CAT. 3) – 47% CO, 18% LI, 35% VI



Martindale : 50.000 cicli/rubs
Light fastness : 4/5
Fire tests : BS 5852 Cigarette / BS 5852 Match / CAL TB 117:2013

Technical features :

Care :

CELIA (CAT. 3) – 68% PL FLAME RETARDANT, 32% PL FR




Martindale : 48.000 cicli/rubs
Fire tests: CAL TB 117:2013 / B1 DIN 4102, Part 1 / BS 5852 Cigarette / BS 7176 / M1 NFP902-503-504-505 / IMO 8 Upholstery
Sustainability: Yarns certified Oeko-tex / Greenguard gold certification
Main characteristics: Stain repellent finish

Technical features :

Care :


CORE (CAT. 3) – 59% PL, 25% PC, 16% CO



Martindale : 30.000 cicli/rubs
Light fastness : 5

Care :

CORTINA (CAT. 3) - 100% PES FR










A9E Beige A9F Grigio A9D Avio A9B Salvia A9A Bosco A9C Blu oltremare




A9H Senape A9J Mattone A9I Terracotta A9G Antracite

Martindale : 50.000 cicli/rubs
Light fastness : 6/7
Fire tests: BS 5852 Cigarette / BS 5852 Match / EN 1021 Part 1/2 /
BS 7176 Low hazard / CAL TB117:2013 / NFPA 260 /
IMO Annex 1 Part 8 / UNI 9175 IIM / NFD 60 013 /
DIN 4102 B2
Sustainability: Standard 100 by Oeko-tex
Main characteristics: Reach approved chemicals and dyes / Biocide and PFCs free /
Zero-waste production / Acoustic certificate: EN ISO 354


Technical features :

Care :       

CROSS (CAT. 3) - 48% PL, 21% PC, 15% CO, 11% VI, 5% LI



A2M Avorio A2N Perla A2P Grigio chiaro A2Q Antracite A2R Blue A2S Ocra




A2T Salvia A2U Light blue A2V Rosa

Martindale : 50.000 cicli/rubs
Light fastness : 5/6
Fire tests : BS 5852 Cigarette / CAL TB 117:2013

Technical features :

Care :     






DAFNE (CAT. 4) - 100% TREVIRA® CS















B2A Bianco B2B Panna B2C Sabbia B2F Grigio B2G Antracite B2D Mattone B2H Rubino B2E Blu oltremare

Martindale : 170.000 cicli/rubs
Light fastness : 5
Fire tests : Classe I-IM / BS 5852 Cigarette / BS 5852 Match / CAL TB 117:2013 /
UNI 9177 - Classe 1 / EN 1021 Part 1/2 / DIN 4102 B1 /
IMO MSC 307(88) Annex 1 Part 7-8 / NF P 92-503-507 M1

Technical features :

Care :     

DALÍ (CAT. 4) - 95% WV, 5% PA

					
C6U Bianco	C6V Sabbia	C6K Grigio	C6Q Fango	C6M Pepe	C6L Antracite
					
C6I Grigio chiaro	C6N Salvia	C6H Senape	C6T Arancione	C6P Rubino	C6S Blue navy

Martindale : 100.000 cicli/rubs

Light fastness : ≥ 5

Fire tests: CAL TB 117:2013 / EN 1021 Part 1/2 / UNI 9175 IIM / ÖNORM B1-Q1 /

IMO 2014-90-EU Marine Equipment Directive (MED)

Main characteristics: Sound absorbent / Natural, renewable material /





RAL-UZ 117 Attachment 2+3 / IWTO Guidelines for Wool Sheep Welfare /

FR-free / AB 2998 (US export standard) / REACH (EU export standard) / Naturally stain resistant

Technical features : 

Care :   

DELTA (CAT. 4) - 50% CO, 33% VI, 17% LI





			
B1C Panna melange	B1D Tronco melange	B1E Antracite melange	B1F Blu mattone

Martindale : 35.000 cicli/rubs













Light fastness : 4/5

Fire tests: BS 5852 Cigarette / BS 5852 Match / CAL TB 117:2013

Technical features : 






Care :    

DOLINO (CAT. 4) - 100% LI



					
C8D Sabbia	C8F Antracite	C9U Tortora	C8K Grigio	C9M Arancione	C9G Rosso
					
C8M Senape	C8P Verde oliva	S2C Celeste	C8S Denim	C9V Grigio scuro	C8Y Blu scuro

Martindale : > 25.000 cicli/rubs

Light fastness : 4/5

Care :     

DORO (CAT. 4) - 100% CO

					
H2H Crema	H3E Odra	H3D Argilla	H3C Sabbia	H2J Nocciola	H3F Ruggine
					
H3J Grigio	H3H Lilla	H3G Rosso imperiale	H3I Prugna	H2N Notte	H2L Antracite
					
H3L Salvia	H3A Celeste	H3M Bosco	H3B Nero		

Martindale : 100.000 cicli/rubs

Care :      

FLAMINGO B (CAT. 2) - 10% CO, 20% PES, 1% PU, 69% PVC

					
Q1D Beige	Q1C Ecrù	Q1F Nocciola	Q1A Tortora scuro	Q1E Grigio scuro	Q1G Mogano
					
Q1I Blu notte	Q1H Bordeaux	Q1B Nero			

Martindale : 100.000 cicli/rubs

Light fastness : 7









Fire tests: UNI 9175 IIM / IMO MED / IMO-FTP / CAL TB 117:2013 / EN 1021 Part 1/2

Main characteristics: Phtalate free / Antibacterial

Technical features : 

Care :     

FALABELLA (CAT. 3) - 63% PU, 29% CO, 8% PES

							
KN Panna	KP Beige	PM Tortora chiaro	PF Grigio chiaro	PG Antracite	YA Verde oliva	KV Bronzo	KU Marrone testa di moro

Martindale : 150.000 cicli/rubs






Light fastness : 5/6

Fire tests: UNI 9175 IIM / EN 1021 Part 1/2 / BS 5852 CRIB 5 / BS 5852 Cigarette /

BS 5852 Match / IMO FTP CODE 2010 / CAL TB 117:2013 / ÖNORM B 3825

Main characteristics: Waterproof / Resistance to mould and bacteria / Phthalates free

Technical features : 

Care :     

GEO (CAT. A) - PELLE / LEATHER

						
P2A	P1B	P1D	P1K	P2C	P2D	P1M
Panna	Grano	Beige scuro	Nocciola	Ruggine	Tortora	Tronco
						
P1T	P1V	P1W	P1N	P2N	P2G	P2H
Terracotta	Rosso	Bordeaux	Noce	Melanzana	Grigio scuro	Marrone scuro
						
P2Q	P2S	P2T	P3B	P3C	P2F	
Celeste	Blu cadetto	Blu prussia	Verde chiaro	Verde	Nero	

Raw hide: Bovino europeo \ European bovine
Surface: Fiore corretto \ Corrected grain
Thickness: 0,9 - 1,1 mm
Light fastness: ≥ 5
Fire tests: EN 1021 Part 1/2 / BS 5852 Cigarette / BS 5852 Match / IMO MED MSC.307 / CAL TB 117:2013

Technical features : 


GALEA (CAT. B) - PELLE / LEATHER

						
C4I	C4Q	C4T	C4U	C4P	C4H	C4V
Bianco	Beige	Tortora chiaro	Tortora	Zucca	Rosso scuro	Dattero
						
C4J	C4R	C4N	C4W	C4S	C4K	C4L
Grigio chiaro	Grigio	Verde mimetico	Verde muschio	Marmotta	Castagna	Marrone scuro
						
C4G	C4M	C4F				
Bluette	Blu	Nero				

Raw hide: Bovino europeo \ European bovine
Surface: Fiore corretto \ Corrected grain
Thickness: 1,0 - 1,2 mm
Light fastness: ≥ 5
Fire tests: EN 1021 Part 1/2 / BS 5852 Cigarette / BS 5852 Match / IMO MED MSC.307 / CAL TB 117:2013

Technical features : 


NINA (CAT. B) – PELLE / LEATHER



KK	XZ	KL	KJ
Naturale	Nocciola	Marrone	Nero

Raw hide: Bovino europeo \ European bovine
Surface: Pieno fiore \ Full grain
Thickness: 0,9 - 1,0 mm

NABUK (CAT. C) – PELLE / LEATHER




E2T	E2U	E2R	E2Q	E2S	E2V
Tortora	Marmotta	Avena	Nocciola	Wengé	Blu

Raw hide: Bovino europeo \ European bovine
Surface: Nabuk idrorepellente \ Water-repellent Nabuk
Thickness: 1,1 - 1,3 mm
Light fastness: ≥ 3
Fire tests: EN 1021 Part 1/2 / BS 5852 Cigarette / BS 5852 Match / IMO MED MSC.307 / CAL TB 117:2013

Technical features :

NATURE (CAT. C) – PELLE / LEATHER



C9Y	C9Z	C9X
Marrone	Testa di moro	Antracite


Raw hide: Bovino europeo \ European bovine
Surface: Anilina pieno fiore \ Aniline full grain
Thickness: 1,0 - 1,2 mm
Light fastness: ≥ 2/3
Fire tests: EN 1021 Part 1/2 / BS 5852 Cigarette / BS 5852 Match / CAL TB 117:2013 / NFPA 260/UFAC

Technical features :

CUOINETTO / HIDE LEATHER



K1F	K1B	K1C	BL	1S
Sabbia	Fango	Terracotta	Burgan	Grigio



IZ	K1D	BM
Cognac	Marrone scuro	Nero

Raw hide: Bovino europeo \ European bovine
Surface: Fiore liscio \ Smooth grain
Thickness: 1,8 mm

INDOOR COLLECTION

Art direction & Graphic project

— *Chiara Andreatti Studio*

Project Coordination

— *Potocco Corporate Image Team*

Photos

— *Giulio Ghirardi*

— *Francesca Ferrari*

*pages 29-37, 49-77, 89-93, 104-113, 118-127,
130-147, 185-187, 211, 254-257*

Styling

— *Martina Lucatelli Studio*

Copy

— *CORA – Public Relations & Press Office*

Printing

— *Grafiche Antiga*

Thanks to

— *Yota Viktoratou*

— *Martina Dalla Bona*

— *Gian Bellomo*

— *Paul Abbiati*

— *Pietro Dipace*

Italy, March 2023

POTOCOCCO

Via Indipendenza 4
33044 - Manzano, Udine - Italy
T. +39 0432 745111
© 2023 Potocco S.p.A.
info@potocco.it

Potocco USA
Hickory, NC 28602
United States of America
customerservice@potocco-usa.com

Credits

CONTRIBUTORS:

Air collection by S.C. Artroom
Alberto Levi Gallery
Artemide
Astep
Atelier Areti
Bitossi Ceramiche
Bitossi Home
Bormioli Rocco
cc-tapis
Corsi Design Factory
Danese
Frama
Golran 1898
Hein Studio
iittala
Kalmar Lighting
Kasthall
Lanerossi
Lumina Italia
Martinelli Luce
Mauro Bellucci, ESH Gallery Milano
Menu Space
PANDUL – Classic, Modern Lamps
Paola C.
Besser design - Santa & Cole
Sargadelos
Serafino Zani
Stelton
Stories of Italy
Svenskt Tenn
Taro Tabuchi, ESH Gallery Milano
Venini

Potocco reserves the right to introduce any changes to its own models without prior notice. Color tones may vary from one dye lot to another.

© 2023 by Potocco S.p.A.
All rights reserved



The mark of
responsible forestry

*Richiedi i nostri
prodotti certificati
FSC®*



www.potocco.it



