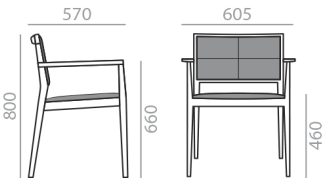




















Armchair with upholstered seat and backrest and solid beech wood frame. Corporate version.



Frame	Solid beech legs and interior frame.
Seat	Beech plywood covered with flexible flame retardant polyurethane foam with density between 55 lb/ft3 and 88 lb/ft3 (25 kg/m3 and 40 kg/m3).
Back	Covered in flexible flame retardant polyurethane foam with density between 55 lb/ft3 and 88 lb/ft3 (25 kg/m3 and 40 kg/m3).
Arms	Solid beech.
Other materials	Zinc-nickel electrolyte screws. Galvanized staples. Polyvinyl acetate glue.
Accessories	Polypropylene, felt or steel glides.
Leather	<div>Leather</div> <div>Cat L1 First categorie cow leather (21)</div> <div>Cat L3 Polished full grain leather (21)</div>

Fabrics	<div>Fabrics</div> <div>Cat 1 Microfibra (14) Jacquard 3 (15) Jacquard 1 (10) Sprint (25) Xtreme (25) Urban (25)</div> <div>Cat 2 Jacquard 2 (15) High Tech One (5) Main Line Flex (25)</div> <div>Cat 4 Cava 3 (49) Field (24)</div> <div>Cat 4 Remix 2 (49)</div> <div>Cat 5 Messenger 4 (43) Plot (33) Blazer (25)</div> <div>Cat 6 Clara (24)</div> <div>Cat 7 Sudden (24)</div> <div>Cat 8 Divina 3 (56) Willow (13) Tonus 3 (64)</div> <div>Cat 9 Divina MD (27) Divina Melange (24) Hallingdal 65 (58) Steelcut Trio 2 (49)</div> <div>Faux Leather</div> <div>Cat 1 Ecopiel 1 (14)</div> <div>Cat 2 Ecopiel 2 (14)</div> <div>Cat 5 Ledger (32)</div>
---------	---

Wood finish									
Beech	311	301	378	322	336	364	372	369	381

Premium finish and wood									
	601	641	661	380	645L NCS 2005-Y20R Sand	646L NCS S 4005-Y20R Basalt Grey	642L RAL 3013 Cayenne Red	605L NCS S 6502-B Dark Grey	606L RAL 1005 Yellow Mustard

**Glides**

