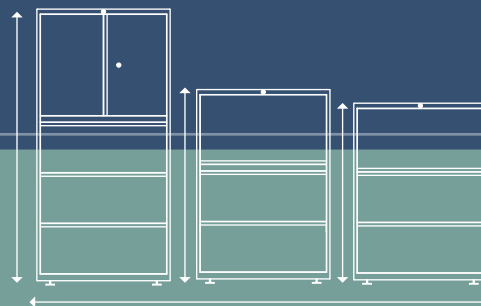

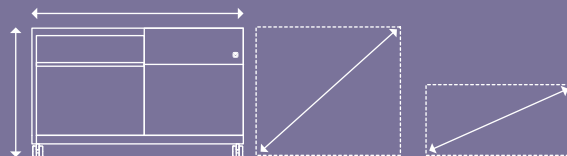
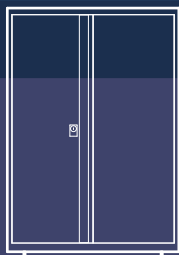
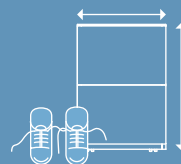


# Specification Guide

Europe

**BISLEY**

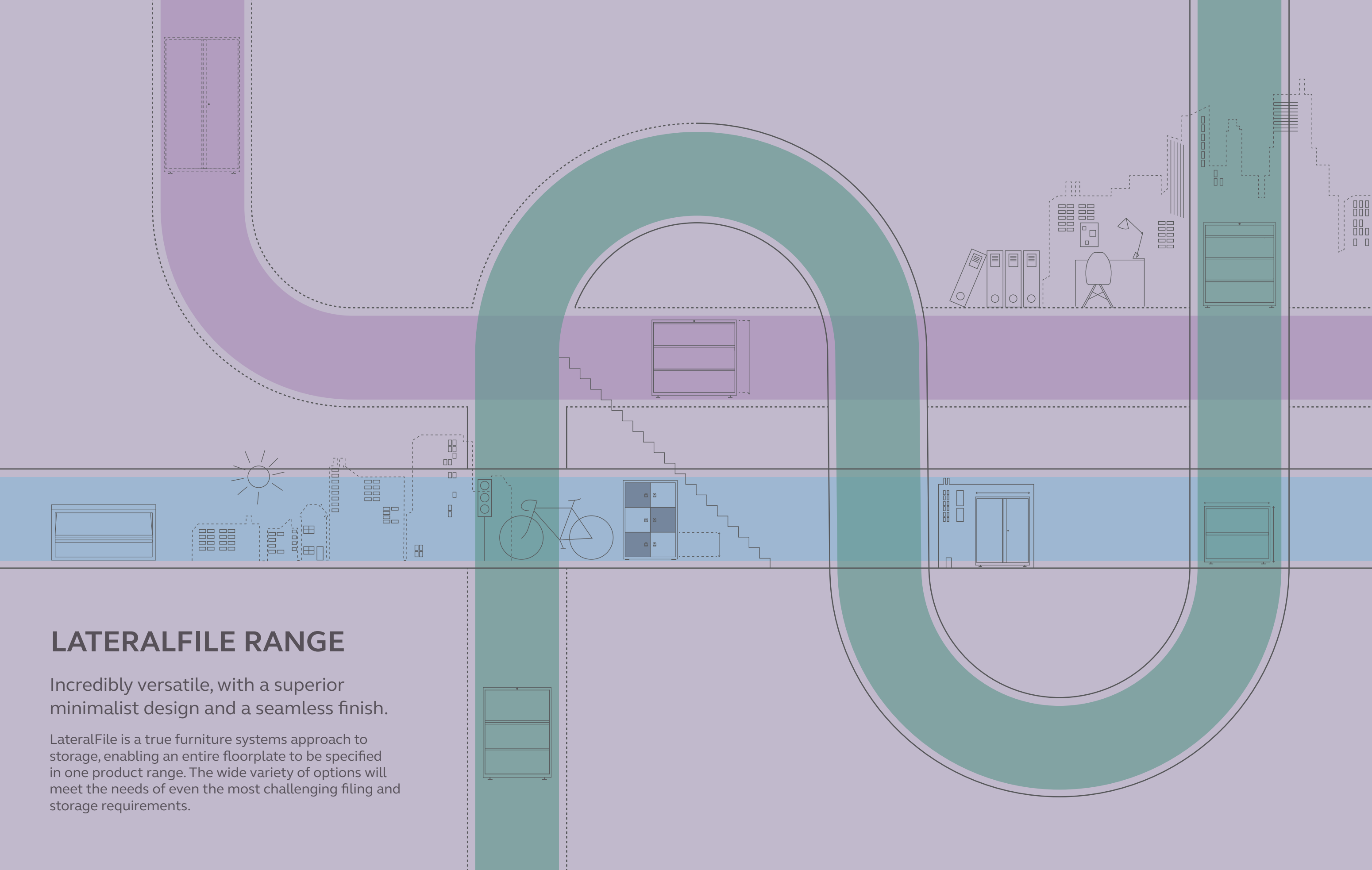


|             | DRAWERS   | HINGED DOORS   | SLIDING DOORS  | TAMBOUR DOORS   | PERSONAL STORAGE  | COMBINATION UNITS  | SPECIALIST  |
|-------------|---|--|--|---|---|--|---|
| LATERALFILE | 800, 900, 1000 mm wide drawer units<br>Page 6   | 800, 900, 1000 mm wide two door units<br>Page 8<br><br>Internal options<br>Page 10   |  | 800, 1000, 1200 mm wide tambour units<br>Page 11<br><br>Internal options<br>Page 14   | 800, 1000 mm wide lodges<br>Page 15   | 800, 900, 1000 mm wide combination units<br>Page 20<br><br>Combination unit closures<br>Page 24<br><br>Internal options<br>Page 25 | Bookcase units<br>Page 27<br><br>Magazine units<br>Page 28<br><br>RecycleSpace<br>Page 30<br><br>Coat cupboards<br>Page 32<br><br>Range extensions<br>Page 33 |
| SYSTEMFILE  | 800, 1000 mm wide drawer units<br>Page 40<br><br>800 and 1000 mm wide individually locking drawer units<br>Page 41  | 800, 900, 1000 mm wide two door cupboards<br>Page 42<br><br>Internal options<br>Page 44  |  | 800, 1000, 1200 mm wide tambour units<br>Page 46<br><br>Internal options<br>Page 48   | 800, 1000 mm wide lodges<br>Page 50   | 800, 1000 mm wide combination units<br>Page 51<br><br>Internal options<br>Page 53  |   |
| ESSENTIALS  | 800, 1000 mm wide desk high drawer units<br>Page 58<br><br>800, 1000 mm wide drawer units<br>Page 58  | 800, 1000 mm wide desk high cupboards<br>Page 60<br><br>800, 914, 1000 mm wide cupboards<br>Page 60<br><br>Internal options<br>Page 66 |  | 800, 1000 mm wide desk high tambours<br>Page 63<br><br>800, 1000 mm wide tambours<br>Page 63<br><br>Internal options<br>Page 66 | 800, 1000 mm wide lodges<br>Page 65<br><br>Internal options<br>Page 66  |  |   |
| CLASSICS    | MultiDrawer<br>Page 72<br><br>BS filing<br>Page 75<br><br>AOC filing cabinets<br>Page 77<br><br>Contract filing cabinets<br>Page 78<br><br>IPCC filing cabinets<br>Page 78<br><br>Double filers<br>Page 79<br><br>F-series cabinets<br>Page 80<br><br>PFA home filer<br>Page 81 | Economy cupboards<br>Page 81   | Glide II<br>Page 88<br><br>Glide II Internals<br>Page 94 | 600, 800, 1000, 1200 mm wide EuroTambours<br>Page 83<br><br>Internal options<br>Page 87   | Towers<br>Page 95<br><br>Tower internal options<br>Page 96<br><br>Bite<br>Page 97<br><br>Caddy<br>Page 98<br><br>Integrated pedestals<br>Page 99<br><br>Note pedestals<br>Page 102<br><br>Monobloc<br>Page 104<br><br>CLK lockers<br>Page 107 |  | Plan files<br>Page 108<br><br>Card filing cabinets<br>Page 109<br><br>Card index cabinets<br>Page 110<br><br>Economy shelving<br>Page 111                     |

# LATERALFILE RANGE

Incredibly versatile, with a superior minimalist design and a seamless finish.

LateralFile is a true furniture systems approach to storage, enabling an entire floorplate to be specified in one product range. The wide variety of options will meet the needs of even the most challenging filing and storage requirements.



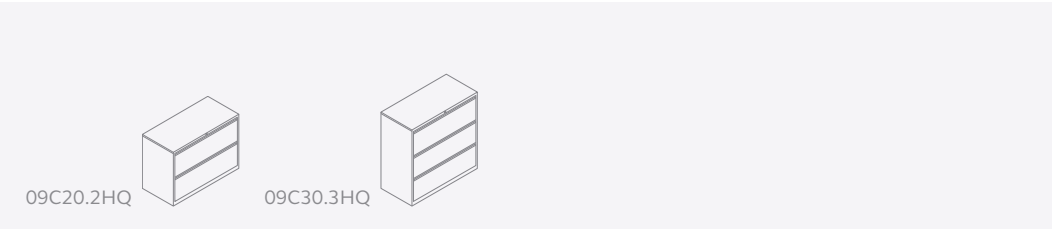
LateralFile drawer units



800mm (31.5") wide, 470mm (18.5") deep Vision  

| Code      | Description  | Height (mm)  | Drawer/shelf capacity (kg) |
|-----------|--|--------------|----------------------------|
| 08C20.2HQ | two 304.8mm (12") drawers including file bars and counterbalance   | 693 (27.3")  | 36                         |
| 08C30.3HQ | three 304.8mm (12") drawers including file bars and counterbalance | 997 (39.2")  | 36                         |
| 08C40.4H  | four 304.8mm (12") drawers including file bars                     | 1301 (51.2") | 36                         |

Height is adjustable up to 24mm (1") in total

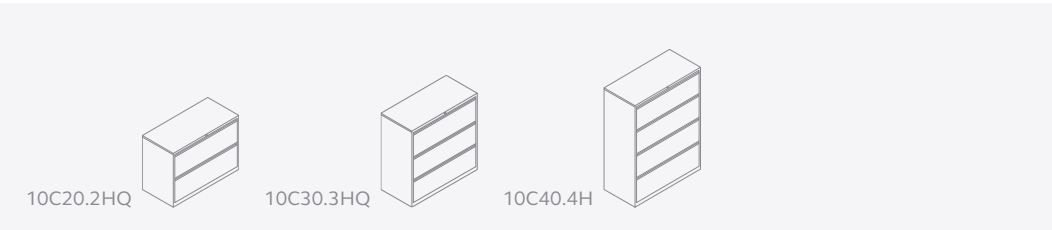


900mm (35.4") wide, 470mm (18.5") deep Vision  

| Code      | Description  | Height (mm) | Drawer/shelf capacity (kg) |
|-----------|--|-------------|----------------------------|
| 09C20.2HQ | two 304.8mm (12") drawers including file bars and counterbalance   | 693 (27.3") | 40                         |
| 09C30.3HQ | three 304.8mm (12") drawers including file bars and counterbalance | 997 (39.2") | 40                         |

Height is adjustable up to 24mm (1") in total

LateralFile drawer units



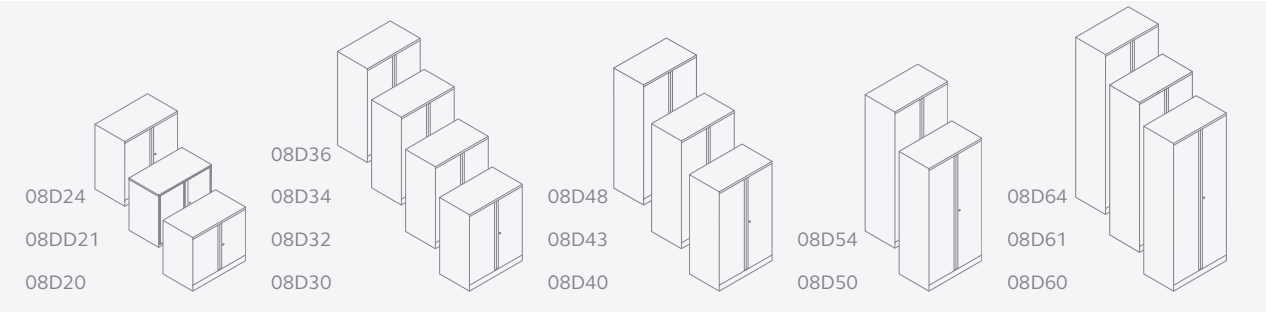
1000mm (39.4") wide, 470mm (18.5") deep Vision  

| Code      | Description  | Height (mm)  | Drawer/shelf capacity (kg) |
|-----------|--|--------------|----------------------------|
| 10C20.2HQ | two 304.8mm (12") drawers including file bars and counterbalance   | 693 (27.3")  | 45                         |
| 10C30.3HQ | three 304.8mm (12") drawers including file bars and counterbalance | 997 (39.2")  | 45                         |
| 10C40.4H  | four 304.8mm (12") drawers including file bars                     | 1301 (51.2") | 45                         |

Height is adjustable up to 24mm (1") in total



LateralFile two door units

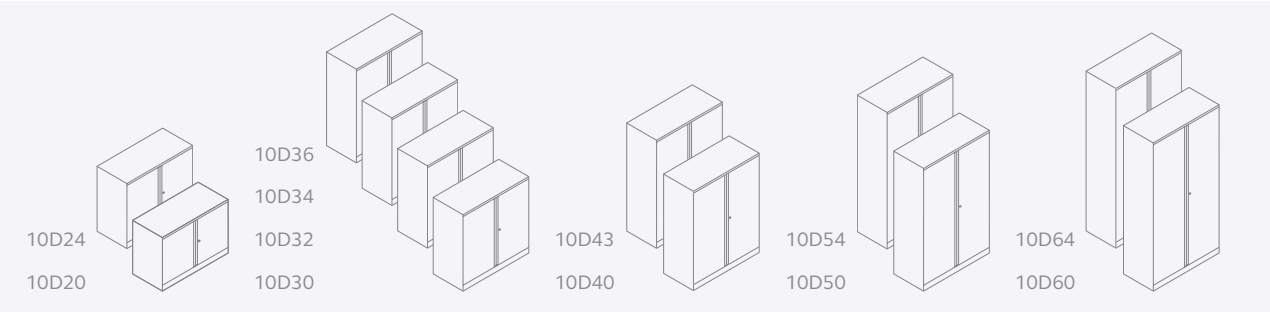


800mm (31.5") wide, 470mm (18.5") deep two door units Vision

| Code    | External height (mm) | Internal height (mm) | Internal width (mm) | Internal depth (mm) |
|---------|----------------------|----------------------|---------------------|---------------------|
| 08D20   | 693 (27.3")          | 610 (24")            | 760 (29.9")         | 430 (16.9")         |
| 08DD21* | 718 (28.3")          | 650 (25.6")          | 760 (29.9")         | 430 (16.9")         |
| 08D24   | 845 (33.3")          | 762 (30")            | 760 (29.9")         | 430 (16.9")         |
| 08D30   | 997 (39.2")          | 914 (36")            | 760 (29.9")         | 430 (16.9")         |
| 08D32   | 1073 (42.2")         | 990 (39")            | 760 (29.9")         | 430 (16.9")         |
| 08D34   | 1149 (45.2")         | 1066 (42")           | 760 (29.9")         | 430 (16.9")         |
| 08D36   | 1225 (48.2")         | 1142 (45")           | 760 (29.9")         | 430 (16.9")         |
| 08D40   | 1301 (51.2")         | 1218 (48")           | 760 (29.9")         | 430 (16.9")         |
| 08D43   | 1415 (55.3")         | 1332 (52.4")         | 760 (29.9")         | 430 (16.9")         |
| 08D48   | 1605 (63.2")         | 1522 (59.9")         | 760 (29.9")         | 430 (16.9")         |
| 08D50   | 1643 (64.7")         | 1560 (61.4")         | 760 (29.9")         | 430 (16.9")         |
| 08D54   | 1795 (70.7")         | 1712 (67.4")         | 760 (29.9")         | 430 (16.9")         |
| 08D60   | 1947 (76.6")         | 1864 (73.4")         | 760 (29.9")         | 430 (16.9")         |
| 08D61   | 1985 (78.1")         | 1902 (74.9")         | 760 (29.9")         | 430 (16.9")         |
| 08D64   | 2099 (82.6")         | 2016 (79.4")         | 760 (29.9")         | 430 (16.9")         |

Height is adjustable up to 24mm (1") in total  
\*Height is adjustable up to 8mm (0.3") in total

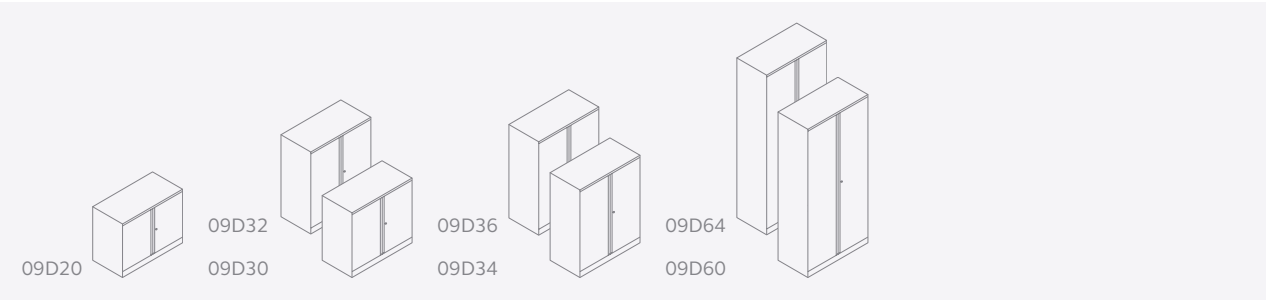
LateralFile two door units



1000mm (39.4") wide, 470mm (18.5") deep two door units Vision

| Code  | External height (mm) | Internal height (mm) | Internal width (mm) | Internal depth (mm) |
|-------|----------------------|----------------------|---------------------|---------------------|
| 10D20 | 693 (27.3")          | 610 (24")            | 960 (37.8")         | 430 (16.9")         |
| 10D24 | 845 (33.3")          | 762 (30")            | 960 (37.8")         | 430 (16.9")         |
| 10D30 | 997 (39.2")          | 914 (36")            | 960 (37.8")         | 430 (16.9")         |
| 10D32 | 1073 (42.2")         | 990 (39")            | 960 (37.8")         | 430 (16.9")         |
| 10D34 | 1149 (45.2")         | 1066 (42")           | 960 (37.8")         | 430 (16.9")         |
| 10D36 | 1225 (48.2")         | 1142 (45")           | 960 (37.8")         | 430 (16.9")         |
| 10D40 | 1301 (51.2")         | 1218 (48")           | 960 (37.8")         | 430 (16.9")         |
| 10D43 | 1415 (55.3")         | 1332 (52.4")         | 960 (37.8")         | 430 (16.9")         |
| 10D48 | 1605 (63.2")         | 1522 (59.9")         | 960 (37.8")         | 430 (16.9")         |
| 10D50 | 1643 (64.7")         | 1560 (61.4")         | 960 (37.8")         | 430 (16.9")         |
| 10D54 | 1795 (70.7")         | 1712 (67.4")         | 960 (37.8")         | 430 (16.9")         |
| 10D60 | 1947 (76.6")         | 1864 (73.4")         | 960 (37.8")         | 430 (16.9")         |
| 10D61 | 1985 (78.1")         | 1902 (74.9")         | 960 (37.8")         | 430 (16.9")         |
| 10D64 | 2099 (82.6")         | 2016 (79.4")         | 960 (37.8")         | 430 (16.9")         |

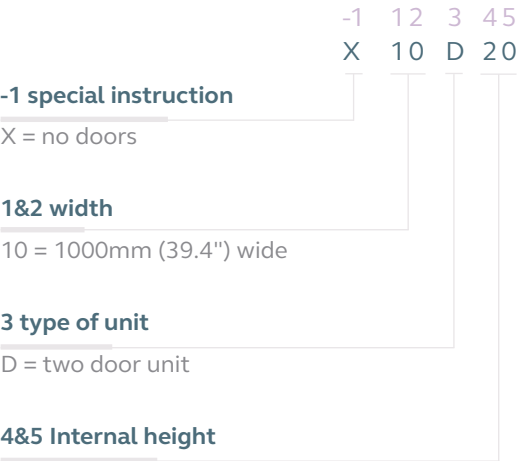
Height is adjustable up to 24mm (1") in total



900mm (35.4") wide, 470mm (18.5") deep two door units Vision

| Code  | External height (mm) | Internal height (mm) | Internal width (mm) | Internal depth (mm) |
|-------|----------------------|----------------------|---------------------|---------------------|
| 09D20 | 693 (27.3")          | 610 (24")            | 860 (33.9")         | 430 (16.9")         |
| 09D30 | 997 (39.2")          | 914 (36")            | 860 (33.9")         | 430 (16.9")         |
| 09D32 | 1073 (42.2")         | 990 (39")            | 860 (33.9")         | 430 (16.9")         |
| 09D34 | 1149 (45.2")         | 1066 (42")           | 860 (33.9")         | 430 (16.9")         |
| 09D36 | 1225 (48.2")         | 1142 (45")           | 860 (33.9")         | 430 (16.9")         |
| 09D60 | 1947 (76.6")         | 1864 (73.4")         | 860 (33.9")         | 430 (16.9")         |
| 09D64 | 2099 (82.6")         | 2016 (79.4")         | 860 (33.9")         | 430 (16.9")         |

Height is adjustable up to 24mm (1") in total



-1 special instruction

X = no doors

1&2 width

10 = 1000mm (39.4") wide

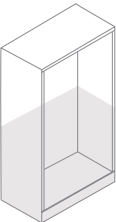
3 type of unit

D = two door unit

4&5 Internal height

4 – number of major increments 304mm (12")  
5 – number of minor increments 38mm (1.5")

Safety warning



Roll out fitments must only be fitted in the bottom half of any Bisley Storage unit.

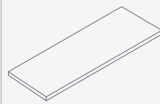
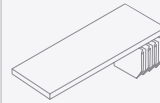
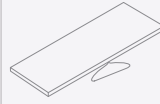







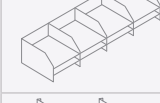
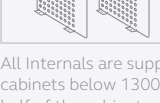

With exception of units over 2000mm (78.7") where no more than 3 roll outs are recommended.

- For your Safety ensure that:
- Storage cupboards are positioned on a level floor surface.
  - All roll-out accessories are fitted in the lower half of the unit.
  - If more than one roll-out is used, the supplied interlock should be fitted.
  - No roll-out fitments are stood or leaned on.
  - All fitments are installed from the base upwards.

Consult your Bisley Dealer if in any doubt.

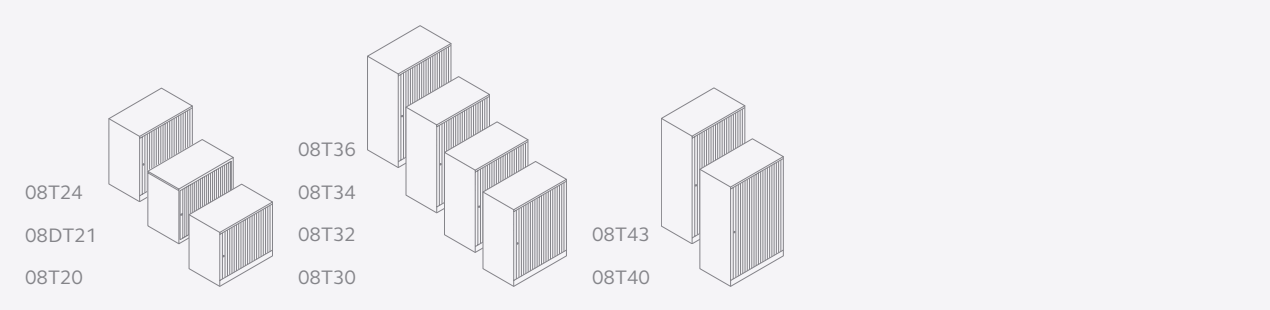
LateralFile cupboard internal options

Internal options

| Internals   | Code           | Description  | Width (mm)   | Maximum load (kg) |
|---|----------------|--|--------------|-------------------|
|    | IC08NBSPS      | narrow basic shelf – 25mm (1") thick   | 800 (31.5")  | 65                |
|   | IC09NBSPS      | allow 25mm (1") for the shelf, plus an allowance for the maximum height to be stored on the shelf  | 900 (35.4")  | 70                |
|   | IC10NBSPS      |  | 1000 (39.4") | 70                |
|   | IC08BSPS:T5    | basic shelf – 27.5mm (1.1") thick  | 800 (31.5")  | 70                |
|    | IC09BSPS:T5    | allow 27.5mm (1") for the shelf, plus an allowance for the maximum height to be stored on the shelf  | 900 (35.4")  | 70                |
|   | IC10BSPS:T5    |  | 1000 (39.4") | 70                |
|   | IC08BSUPS      | basic shelf with undershelf filing – 27.5mm (1.1") thick   | 800 (31.5")  | 70                |
|    | IC09BSUPS      | allow 27.5mm (1") for the shelf and 285mm (11.2") below for filing pockets, plus an allowance for the maximum height to be stored on the shelf   | 900 (35.4")  | 70                |
|   | IC10BSUPS      |  | 1000 (39.4") | 70                |
|   | IC08CRPS       | shelf with coat rail front to back   | 800 (31.5")  | 45                |
|    | IC09CRPS       |  | 900 (35.4")  | 45                |
|   | IC10CRPS       |  | 1000 (39.4") | 45                |
|   | CAPCHP4PS      | captive coat hangers (pack of 4)   |              | -                 |
|    | IC08LRPS       | lateral rail   | 800 (31.5")  | 40                |
|   | IC09LRPS       | allow 286mm (11.2") for conventional filing pockets and 304mm (12") for computer printout binders  | 900 (35.4")  | 40                |
|   | IC10LRPS       |  | 1000 (39.4") | 40                |
|   | IC08RFPS       | roll-out filing frame  | 800 (31.5")  | -                 |
|   | IC09RFPS       | allow 286mm (11.2") for conventional filing pockets and 304mm (12") for computer printout binders  | 900 (35.4")  | -                 |
|   | IC10RFPS       |  | 1000 (39.4") | -                 |
|  | ICCRPS         | cross rails (pair) for front to back suspension<br>filing in filing frames and roll-out filing frames<br>(one pair required for each row of front to back filing)                                | -            | -                 |
|  | IACB08PS       | counterbalance   | 800 (31.5")  | -                 |
|   | IACB09PS       | (factory fitted, suffix 'Q' added to product Code)   | 900 (35.4")  | -                 |
|   | IACB10PS       |  | 1000 (39.4") | -                 |
|  | IC08SSPDPS:T5  | slotted shelf – 27.5mm (1") thick  | 800 (31.5")  | 65                |
|   | IC09SSPDPS:T5  | slotted for plastic dividers allow 27.5mm (1") for the shelf, plus an allowance for the maximum height to be stored or 152mm (6") for dividers   | 900 (35.4")  | 65                |
|   | IC10SSPDPS:T5  |  | 1000 (39.4") | 65                |
|  | IC08SSUPDPS:T5 | slotted shelf with undershelf filing – 27.5mm (1") thick   | 800 (31.5")  | 65                |
|   | IC09SSUPDPS:T5 | slotted for plastic dividers allow 27.5mm (1") for the shelf, plus an allowance for the maximum height to be stored or 152mm (6") for dividers and 286mm (11.2") for conventional filing pockets | 900 (35.4")  | 65                |
|   | IC10SSUPDPS:T5 |  | 1000 (39.4") | 65                |
|  | IC08NSSPDPS    | narrow slotted shelf – 25mm (1") thick   | 800 (31.5")  | 65                |
|   | IC09NSSPDPS    | slotted for plastic dividers allow 25mm (1") for the shelf, plus an allowance for the maximum height to be stored or 152mm (6") for dividers   | 900 (35.4")  | 65                |
|   | IC10NSSPDPS    |  | 1000 (39.4") | 65                |
|  | SHDV64P5PS     | plastic shelf dividers (pack of 5)<br>allow 152mm (6") for height of dividers  | -            | -                 |
|  | PGNHLESET      | pigeon hole set<br>Pigeon hole set contains: 5 plastic dividers, 8 plastic intermediate shelves and 4 plastic back plates (slotted shelf not included) allow 152mm (6") for height of dividers   | -            | -                 |
|  | MSDIV431P2     | steel shelf dividers (clip on design)<br>Allow for 210mm (8.3") for height of dividers, pack of two dividers a left and right hand   | -            | -                 |

All Internals are supplied in BLACK (except plastic shelf dividers & pigeon hole set supplied in translucent plastic) Safety Warning It is recommended that all cabinets below 1300mm (51.2") high should be fitted with a counterbalance if any pull out elements are fitted. Pull out elements should only be fitted in the lower half of the cabinet.

LateralFile tambour door units



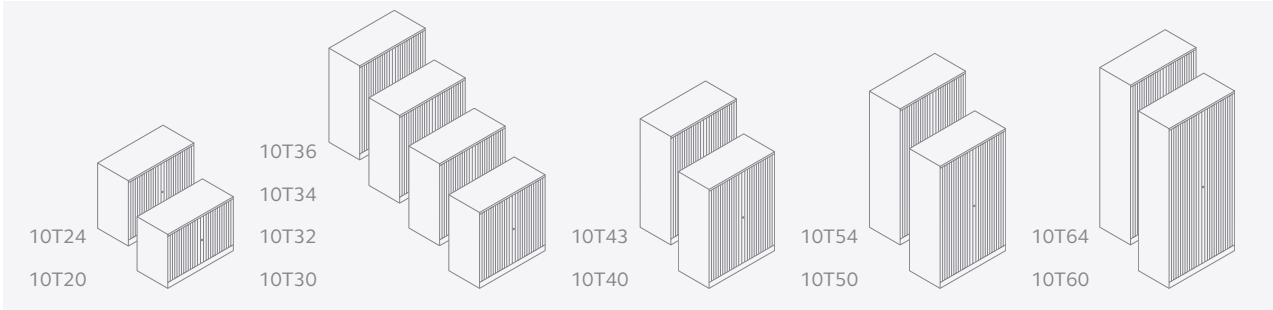
800mm (31.5") wide, 470mm (18.5") deep



| Code    | External height (mm) | Internal height (mm) | Internal width (mm) | Internal depth (mm) | Notes  |
|---------|----------------------|----------------------|---------------------|---------------------|--|
| 08T20   | 693 (27.3")          | 610 (24")            | 710 (28")           | 430 (16.9")         | Specify a counterbalance if any pull out elements are fitted (Code IACB08PS) |
| 08T24   | 845 (33.3")          | 762 (30")            | 710 (28")           | 430 (16.9")         |  |
| 08DT21* | 718 (28.3")          | 718 (28.3")          | 710 (28")           | 430 (16.9")         |  |
| 08T30   | 997 (39.2")          | 914 (36")            | 710 (28")           | 430 (16.9")         |  |
| 08T32   | 1073 (42.2")         | 990 (39")            | 710 (28")           | 430 (16.9")         |  |
| 08T34   | 1149 (45.2")         | 1066 (42")           | 710 (28")           | 430 (16.9")         |  |
| 08T36   | 1225 (48.2")         | 1142 (45")           | 710 (28")           | 430 (16.9")         |  |
| 08T40   | 1301 (51.2")         | 1218 (48")           | 710 (28")           | 430 (16.9")         | -  |
| 08T43   | 1415 (55.3")         | 1332 (52.4")         | 710 (28")           | 430 (16.9")         | -  |

Height is adjustable up to 24mm (1") in total  
\*Height is adjustable up to 8mm (0.3") in total

LateralFile tambour door units



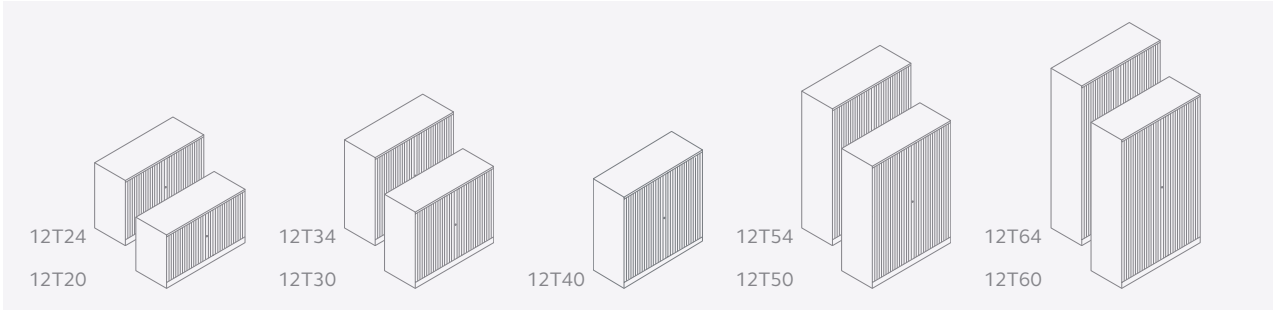
1000mm (39.4") wide, 470mm (18.5") deep



| Code  | External height (mm) | Internal height (mm) | Internal width (mm) | Internal depth (mm) | Notes  |
|-------|----------------------|----------------------|---------------------|---------------------|--|
| 10T20 | 693 (27.3")          | 610 (24")            | 870 (34.3")         | 430 (16.9")         | Specify a counterbalance if any pull out elements are fitted (Code IACB10PS) |
| 10T24 | 845 (33.3")          | 762 (30")            | 870 (34.3")         | 430 (16.9")         |  |
| 10T30 | 997 (39.2")          | 914 (36")            | 870 (34.3")         | 430 (16.9")         |  |
| 10T32 | 1073 (42.2")         | 990 (39")            | 870 (34.3")         | 430 (16.9")         |  |
| 10T34 | 1149 (45.2")         | 1066 (42")           | 870 (34.3")         | 430 (16.9")         |  |
| 10T36 | 1225 (48.2")         | 1142 (45")           | 870 (34.3")         | 430 (16.9")         |  |
| 10T40 | 1301 (51.2")         | 1218 (48")           | 870 (34.3")         | 430 (16.9")         | -  |
| 10T43 | 1415 (55.3")         | 1332 (52.4")         | 870 (34.3")         | 430 (16.9")         | -  |
| 10T50 | 1643 (64.7")         | 1560 (61.4")         | 870 (34.3")         | 430 (16.9")         | -  |
| 10T54 | 1795 (70.7")         | 1712 (67.4")         | 870 (34.3")         | 430 (16.9")         | -  |
| 10T60 | 1947 (76.6")         | 1864 (73.4")         | 870 (34.3")         | 430 (16.9")         | -  |
| 10T64 | 2099 (82.6")         | 2016 (79.4")         | 870 (34.3")         | 430 (16.9")         | -  |

Height is adjustable up to 24mm (1") in total

LateralFile tambour door units



1200mm (47.2") wide, 470mm (18.5") deep



| Code  | External height (mm) | Internal height (mm) | Internal width (mm) | Internal depth (mm) | Notes  |
|-------|----------------------|----------------------|---------------------|---------------------|--|
| 12T20 | 693 (27.3")          | 610 (24")            | 1070 (42.1")        | 430 (16.9")         | Specify a counterbalance if any pull out elements are fitted (Code IACB12PS) |
| 12T24 | 845 (33.3")          | 762 (30")            | 1070 (42.1")        | 430 (16.9")         |  |
| 12T30 | 997 (39.2")          | 914 (36")            | 1070 (42.1")        | 430 (16.9")         |  |
| 12T34 | 1149 (45.2")         | 1066 (42")           | 1070 (42.1")        | 430 (16.9")         |  |
| 12T40 | 1315 (51.8")         | 1218 (48")           | 1070 (42.1")        | 430 (16.9")         | -  |
| 12T50 | 1643 (64.7")         | 1560 (61.4")         | 1070 (42.1")        | 430 (16.9")         | -  |
| 12T54 | 1795 (70.7")         | 1712 (67.4")         | 1070 (42.1")        | 430 (16.9")         | -  |
| 12T60 | 1947 (76.6")         | 1864 (73.4")         | 1070 (42.1")        | 430 (16.9")         | -  |
| 12T64 | 2099 (82.6")         | 2016 (79.4")         | 1070 (42.1")        | 430 (16.9")         | -  |

Height is adjustable up to 24mm (1") in total

1 2 3 4 5 6 7 8

1 0 T 2 0 • S L

**1&2 width**

10 = 1000mm (39.4") wide

**3 type of unit**

T = tambour unit

**4&5 Internal height**

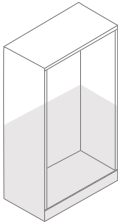
4 – number of major increments 304mm (12")  
5 – number of minor increments 38mm (1.5")

**6–8 tambour colour**

Notes & safety warnings

- It is recommended that all cabinets below 1300mm (51.2") high which include pull-out elements, should be fitted with a counterbalance
- Always ensure that side tambour doors are treated with care, do not force them open or closed. Check that no obstructions have fallen into the guide runner
- See next page for Internals

Safety warning



Roll out fitments must only be fitted in the bottom half of any Bisley Storage unit.

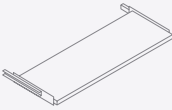
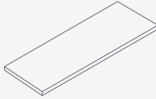
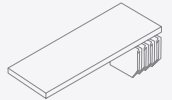

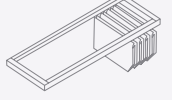
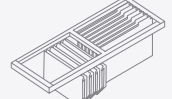






←

With exception of units over 2000mm (78.7") where no more than 3 roll outs are recommended.

- For your Safety ensure that:
1. Storage cupboards are positioned on a level floor surface.
  2. All roll-out accessories are fitted in the lower half of the unit.
  3. If more than one roll-out is used, the supplied interlock should be fitted.
  4. No roll-out fitments are stood or leaned on.
  5. All fitments are installed from the base upwards.
- Consult your Bisley Dealer if in any doubt.

LateralFile tambour internal options

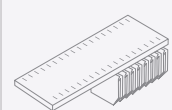



Internal options

| Internals   | Code          | Description  | Width (mm)   | Drawer/shelf capacity (kg) |
|---|---------------|--|--------------|----------------------------|
|    | IT08RSPS      | roll-out reference shelf (tambours only)<br>please note that these are not designed for storage, but are ideal as reference shelves allow 38mm (1.5") for the shelf                                      | 800 (31.5")  | 25                         |
|   | IT10RSPS      |  | 1000 (39.4") | 25                         |
|   | IT12RSPS      |  | 1200 (47.2") | 25                         |
|    | IT08NBSPS     | narrow basic shelf – 25mm (1") thick<br>allow 25mm (1") for the shelf, plus an allowance for the maximum height to be stored on the shelf  | 800 (31.5")  | 65                         |
|   | IT10NBSPS     |  | 1000 (39.4") | 70                         |
|   | IT08BSPS:T5   | basic shelf – 27.5mm (1") thick<br>allow 27.5mm (1") for the shelf, plus an allowance for the maximum height to be stored on the shelf   | 800 (31.5")  | 70                         |
|   | IT10BSPS:T5   |  | 1000 (39.4") | 70                         |
|    | IT12BSPS:T5   | basic shelf with undershelf filing – 27.5mm (1") thick<br>allow 27.5mm (1") for the shelf and 285mm (11.2") below for filing pockets, plus an allowance for the maximum height to be stored on the shelf | 1200 (47.2") | 70                         |
|   | IT08BSUPS     |  | 800 (31.5")  | 70                         |
|   | IT10BSUPS     |  | 1000 (39.4") | 70                         |
|    | IT12BSUPS     | shelf with coat rail front to back   | 1200 (47.2") | 70                         |
|   | IT08CRPS      |  | 800 (31.5")  | 45                         |
|   | IT10CRPS      |  | 1000 (39.4") | 45                         |
|    | IT12CRPS      | captive coat hangers (pack of 4)   | 1200 (47.2") | 45                         |
|   | CAPCHP4PS     |  | -            | -                          |
|   |               |  | -            | -                          |
|   | IT08LRPS      | lateral rail<br>allow 286mm (11.2") for conventional filing pockets and 304mm (12") for computer printout binders  | 800 (31.5")  | 40                         |
|   | IT10LRPS      |  | 1000 (39.4") | 40                         |
|   | IT12LRPS      |  | 1200 (47.2") | 45                         |
|  | IT08RFPS      | roll-out filing frame<br>allow 286mm (11.2") for conventional filing pockets and 304mm (12") for computer printout binders   | 800 (31.5")  | -                          |
|   | IT10RFPS      |  | 1000 (39.4") | -                          |
|   | IT12RFPS      |  | 1200 (47.2") | -                          |
|  | ITCRPS        | cross rails (pair) for front to back suspension<br>filing in filing frames and roll-out filing frames (one pair required for each row of front to back filing)   | -            | -                          |
|   | ITCRPBPS      | piggy back cross rails (pair)<br>allows 3 rows of front to back A4 suspension filing in a1200mm (47.2") wide unit and 2 rows in an 800mm (31.5") wide unit   | -            | -                          |
|  | IT08RDPS      | roll-out 4" drawer<br>allow 114mm (4.5") for the drawer, plus an allowance for the maximum height to be stored in the drawer   | 800 (31.5")  | 45                         |
|   | IT10RDPS      |  | 1000 (35.4") |                            |
|   | IT12RDPS      |  | 1200 (47.2") |                            |
|  | IAD4P3PS      | dividers for roll-out 4" drawer (pack of 3)  | -            | -                          |
|   | IACB08PS      |  | 800 (31.5")  |                            |
|   | IACB10PS      |  | 1000 (35.4") |                            |
|  | IACB12PS      | counterbalance<br>(factory fitted, suffix 'Q' added to product Code)   | 1200 (47.2") | -                          |
|   | IT08SSPDPS:T5 |  | 800 (31.5")  |                            |
|   | IT10SSPDPS:T5 |  | 1000 (35.4") |                            |
|  | IT12SSPDPS:T5 | slotted shelf – 27.5mm (1") thick<br>slotted for plastic dividers allow 27.5mm (1.1") for the shelf, plus an allowance for the maximum height to be stored or 152mm (6") for dividers                    | 1200 (47.2") | 65                         |
|   |               |  |              | 65                         |
|   |               |  |              | 65                         |

All Internals supplied are supplied in BLACK (except plastic shelf dividers & pigeon hole set supplied in translucent plastic)

LateralFile tambour internal options

Internal options

| Internals   | Code           | Description  | Width (mm)   | Drawer/shelf capacity (kg) |
|---|----------------|--|--------------|----------------------------|
|  | IT08SSUPDPS:T5 | slotted shelf with undershelf filing<br>- 27.5mm (1") thick<br>slotted for plastic dividers allow 27.5mm (1") for the maximum height to be stored or 152mm (6.0") for dividers and 286mm (11.3") for conventional filing pockets | 800 (31.5")  | 65                         |
|   | IT10SSUPDPS:T5 |  | 1000 (39.4") | 65                         |
|   | IT12SSUPDPS:T5 |  | 1200 (47.2") | 65                         |
|  | SHDV64P5PS     | plastic shelf dividers (pack of 5)<br>allow 152mm (6") for height of dividers  | -            | -                          |
|  | PGNHLESET      | pigeon hole set<br>Pigeon hole set contains: 5 plastic dividers, 8 plastic intermediate shelves and 4 plastic back plates (slotted shelf not included) allow 152mm (6") for height of dividers                                   | -            | -                          |
|  | MSDIV431P2     | steel shelf dividers (clip on design)<br>Allow for 210mm (8.3") for height of dividers, pack of two dividers a left and right hand.  | -            | -                          |

LateralFile lodges

LateralFile lodges enable flexible personal storage to be integrated with general office storage. LateralFile lodges can be specified to include postal slots. One Business Card Holder is supplied per door as standard. Shelves can be ordered separately.

Internal Capacity Guide

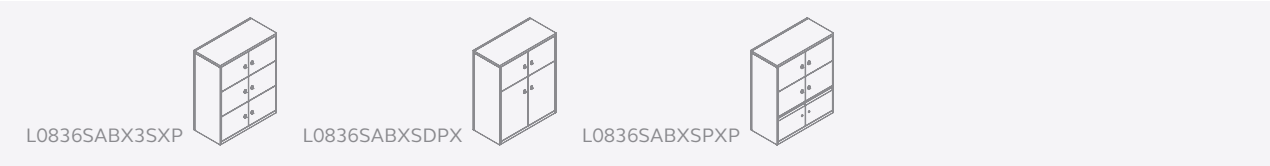
|             | Single Compartment |              |                | Double Compartment |              |                | Personal Space Drawer |                |                |
|-------------|--------------------|--------------|----------------|--------------------|--------------|----------------|-----------------------|----------------|----------------|
| Lodge Width | Height             | Width        | Depth          | Height             | Width        | Depth          | Height                | Width          | Depth          |
| 800mm       | 358<br>(14")       | 358<br>(14") | 450<br>(17.5") | 743<br>(29")       | 358<br>(14") | 450<br>(17.5") | 348<br>(13.5")        | 316<br>(12.5") | 450<br>(17.5") |
| 1000mm      | 358<br>(14")       | 458<br>(18") | 450<br>(17.5") | 743<br>(29")       | 458<br>(18") | 450<br>(17.5") | 348<br>(13.5")        | 416<br>(16.4") | 450<br>(17.5") |

LateralFile lodges



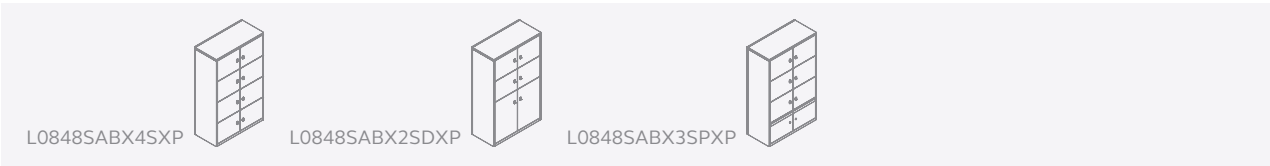
800mm (31.5") wide, 470 (18.5") deep, 845mm (33.3") high: All Steel, No Power, Barrel Lock Vision

| Code          | Description   |
|---------------|---|
| L0824SABX2SXP | 4 Door, Steel, No power, Barrel Lock                    |
| L0824SABXDXP  | 2 Double Height, Steel, No power, Barrel Lock           |
| L0824SABXSPXP | Personal Space bottom row, Steel, No power, Barrel Lock |



800mm (31.5") wide, 470 (18.5") deep, 1225mm (48.2") high: All Steel, No Power, Barrel Lock Vision

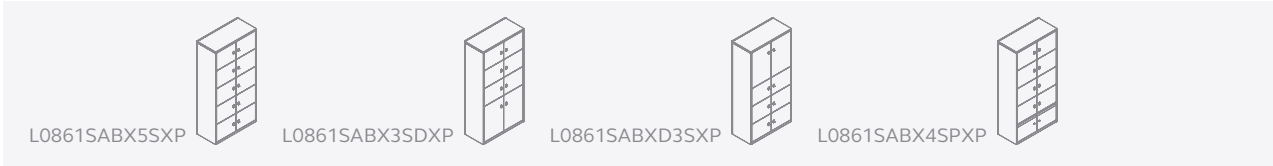
| Code           | Description  |
|----------------|--|
| L0836SABX3SXP  | 6 Door, Steel, No power, Barrel Lock                       |
| L0836SABXSDXP  | Single height, Double height, Steel, No power, Barrel Lock |
| L0836SABX2SPXP | Personal Space bottom row, Steel, No power, Barrel Lock    |



800mm (31.5") wide, 470 (18.5") deep, 1605mm (63.2") high: All Steel, No Power, Barrel Lock Vision

| Code           | Description   |
|----------------|---|
| L0848SABX4SXP  | 8 Door, Steel, No power, Barrel Lock                                    |
| L0848SABX2SDXP | 2 Rows of Single & 1 Row of Double Height, Steel, No power, Barrel Lock |
| L0848SABX3SPXP | Personal Space bottom row, Steel, No power, Barrel Lock                 |

LateralFile lodges




800mm (31.5") wide, 470 (18.5") deep, 1985mm (78.1") high: All Steel, No Power, Barrel Lock Vision

| Code           | Description  |
|----------------|--|
| L0861SABX5SXP  | 10 Door, Steel, No power, Barrel Lock                        |
| L0861SABX3SDXP | Row of Double Height at Bottom, Steel, No power, Barrel Lock |
| L0861SABXD3SXP | Row of Double Height at Top, Steel, No power, Barrel Lock    |
| L0861SABX4SPXP | Personal Space bottom row, Steel, No power, Barrel Lock      |



1000mm (39.4") wide, 470 (18.5") deep, 845mm (33.3") high: All Steel, Barrel Lock Vision

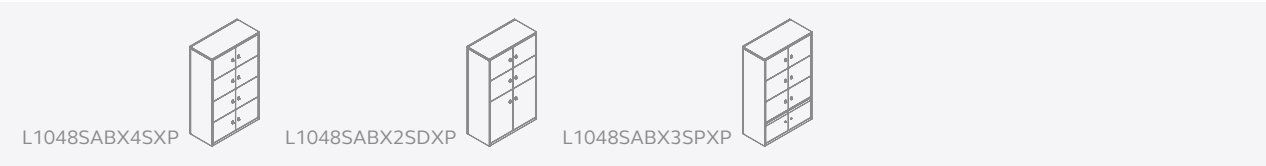
| Code          | Description   |
|---------------|---|
| L1024SABX2SXP | 4 Door, Steel, No power, Barrel Lock                    |
| L1024SABXDXP  | 2 Double Height, Steel, No power, Barrel Lock           |
| L1024SABXSPXP | Personal Space bottom row, Steel, No power, Barrel Lock |



1000mm (39.4") wide, 470 (18.5") deep, 1225mm (48.2") high: All Steel, Barrel Lock Vision

| Code           | Description  |
|----------------|--|
| L1036SABX3SXP  | 6 Door, Steel, No power, Barrel Lock                       |
| L1036SABXSDXP  | Single height, Double height, Steel, No power, Barrel Lock |
| L1036SABX2SPXP | Personal Space bottom row, Steel, No power, Barrel Lock    |

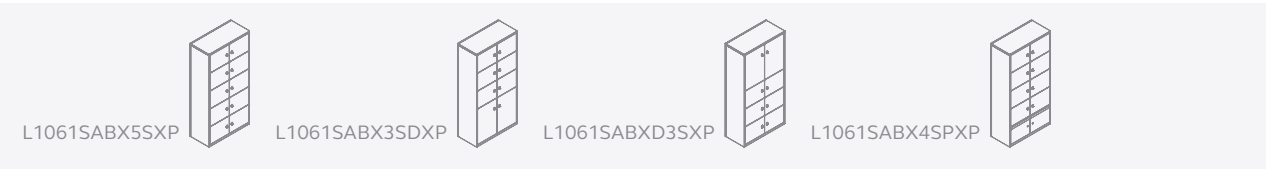
LateralFile lodges



1000mm (39.4") wide, 470 (18.5") deep, 1605mm (63.2") high: All Steel, Barrel Lock

Vision

| Code           | Description   |
|----------------|---|
| L1048SABX4SXP  | 8 Door, Steel, No power, Barrel Lock  |
| L1048SABX2SDXP | 2 Rows of Single height, 1 Row of Double height, Steel, No power, Barrel Lock |
| L1048SABX3SPXP | Personal Space bottom row, Steel, No power, Barrel Lock                       |



1000mm (39.4") wide, 470 (18.5") deep, 1985mm (78.1") high: All Steel, Barrel Lock

Vision

| Code           | Description  |
|----------------|--|
| L1061SABX5SXP  | 10 Door, Steel, No power, Barrel Lock                        |
| L1061SABX3SDXP | Row of Double Height at Bottom, Steel, No power, Barrel Lock |
| L1061SABXD3SXP | Row of Double Height at Top, Steel, No power, Barrel Lock    |
| L1061SABX4SPXP | Personal Space bottom row, Steel, No power, Barrel Lock      |

Code changes, enhancements and accessories

| Description  |
|--|
| To include a postal slot please change the 9th character from X to M   |
| To change to all wooden doors change the 6th character from S to W   |
| To change to a mix of wood and steel doors change the 6th character from S to M and speak to your sales representative to discuss layout.  |
| To change lock type to mechanical change 7th and 8th character from AB to M3. For lock description see page 116. ***additional prices apply for keys                                   |
| To change lock type to electronic change 7th and 8th character from AB to E4. For lock descriptions see page 116. ***additional prices apply for keys                                  |
| To change lock type to RFID change 7th and 8th character from AB to RF and speak to your sales representative. For lock descriptions see page 116. ***additional prices apply for keys |
| To include PIN plug change last 2 characters from XP to 1P   |
| To include USB Plug change last 2 characters from XP to 4P   |
| 800 wide left handed shelf use Code SL04LHPS   |
| 800 wide right handed shelf use Code SL04RHPS  |
| 1000 wide left handed shelf use Code SL05LHPS  |
| 1000 wide right handed shelf use Code SL05RHPS   |

All wood grains will be vertical on this product  
Always specify closure layout from the top down, personal space will always be located 1 row at the bottom.  
Business card holders come as standard.

LateralFile lodges

|   |     |     |   |     |   |          |       |
|---|-----|-----|---|-----|---|----------|-------|
| 1 | 2 3 | 4 5 | 6 | 7 8 | 9 | 10 11 12 | 13 14 |
| L | 0 8 | 6 1 | S | E 4 | X | 3 S D    | 1 P   |

1 Product Identifier

A character defining the Code that follows relates to the new Lateralfile lodge range.  
L = New Style LateralFile Lodge

2 & 3 Product Width

Two characters denoting the unit width.  
08 = 800mm (31.5") Wide  
10 = 1000mm (39.4") Wide

4 & 5 Product Height

The next two characters denote the LateralFile Mod height.  
24 = 845mm (Plus 24mm (0.9") of levelling 869mm (34.2") highest position)  
36 = 1225mm (Plus 24mm (0.9") of levelling 1249mm (49.2") highest position)  
48 = 1605mm (Plus 24mm (0.9") of levelling 1629mm (64.1") highest position)  
61 = 1985mm (Plus 24mm (0.9") of levelling 2009mm (79.1") highest position)

6 Closure Finish

S = All steel enclosures  
W = All wooden enclosures  
M = Mixed Finish (speak to your sales representative to discuss layouts)

7 & 8 Closure Locks

What locks are featured on the closures.  
AB = AB Series Lock  
M3 = M3 Lock  
E4 = Digilock Key Pad Lock  
RF = Digilock RFID Lock

9 Post Slot

Do the unit closures feature postal slots?  
M = Post Slots  
X = No Post Slots

10, 11 & 12 Closure Layout

The next three characters give you an idea of the unit's configuration.  
S = Single Door, D = Double Door, P = Personal Space.  
24 = 2S (2 rows of single height doors), D (1 row of double height doors) or SP (1 row of single height doors and one row of personal space drawers)  
36 = 3S, 2SP or SD  
48 = 4S, 2SD, or 3SP  
61 = 5S, 3SD or D3S, 4SP

13 & 14 (or last two digits of Code) Power Supply

Whether the unit contains a power supply will be denoted in the last two characters.  
XP = No Power                      4P = USB Power UK  
1P = U.K Power                    5P = USB Power USA  
2P = U.S Power                    6P = USB Power EU  
3P = Power EU



LateralFile combination unit – most frequently specified



800mm (31.5") wide, 470mm (18.5") deep

Vision

| Code           | Description  | Height (mm)  | Drawer/shelf capacity (kg) |
|----------------|--|--------------|----------------------------|
| 08C32B.2HQ     | 381mm (15") flipper & two 304.8mm (12") drawers  | 1073 (42.2") | 36                         |
| IC08NBSPS      | including file bars and counterbalance narrow basic shelf  |              | 65                         |
| 08C34ET.2HQ    | 419.1mm (16.5") flipper, tie bar & two 304.8mm (12") drawers including file bars and counterbalance                            | 1149 (45.2") | 36                         |
| 08C502CT.3H    | two 304.8mm (12") flippers, tie bar & three 304.8mm (12") drawers including file bars lateral rail (for 304.8mm (12") flipper) | 1643 (64.7") | 36                         |
| (2x) IC08LRFPS |  |              | 25                         |
| 08C50WT.3H     | 609.6mm (24") doors, tie bar & three 304.8mm (12") drawers including file bars basic shelf                                     | 1643 (64.7") | 36                         |
| IC08BSPS:T5    |  |              | 70                         |
| 08C542BT.3H    | two 318mm (15") flippers, tie bar & three 304.8mm (12") drawers including file bars narrow basic shelf                         | 1795 (70.7") | 36                         |
| IC08NBSPS      |  |              | 65                         |

Height is adjustable up to 24mm (1") in total



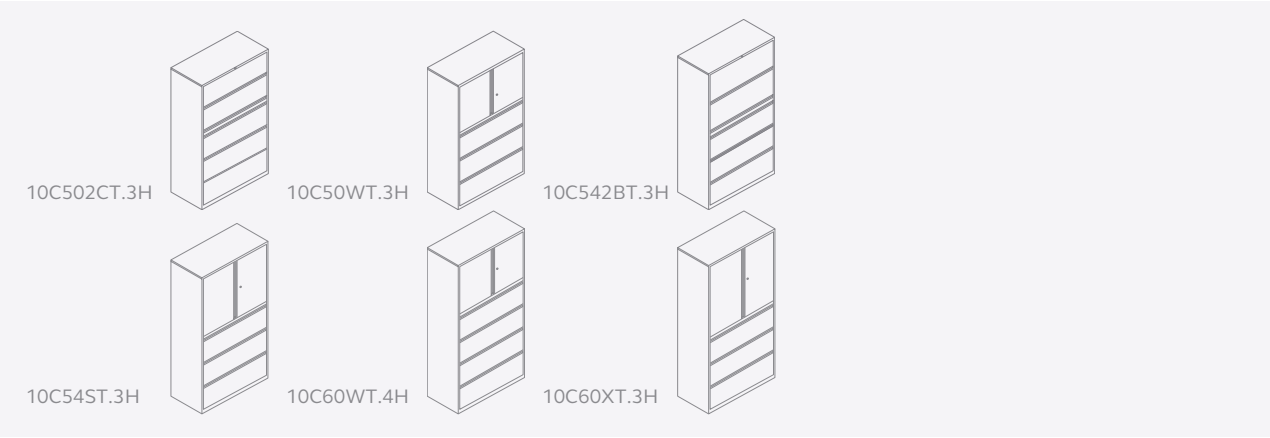
1000mm (39.4") wide, 470mm (18.5") deep

Vision

| Code        | Description  | Height (mm)  | Drawer/shelf capacity (kg) |
|-------------|--|--------------|----------------------------|
| 10C32B.2HQ  | 381mm (15") flipper & two 304.8mm (12") drawers  | 1073 (42.2") | 45                         |
| IC10NBSPS   | including file bars and counterbalance narrow basic shelf  |              | 70                         |
| 10C34L.3HQ  | 152.4mm (6") drawer & three 304.8mm (12") drawers including file bars and counterbalance drawer dividers (pack of 3) | 1149 (45.2") | 45                         |
| IAD6P3PS    |  |              | -                          |
| 10C34ET.2HQ | 419.1mm (16.5") flipper, tie bar & two 304.8mm (12") drawers including file bars and counterbalance                  | 1149 (45.2") | 45                         |

Height is adjustable up to 24mm (1") in total

LateralFile combination units – most frequently specified



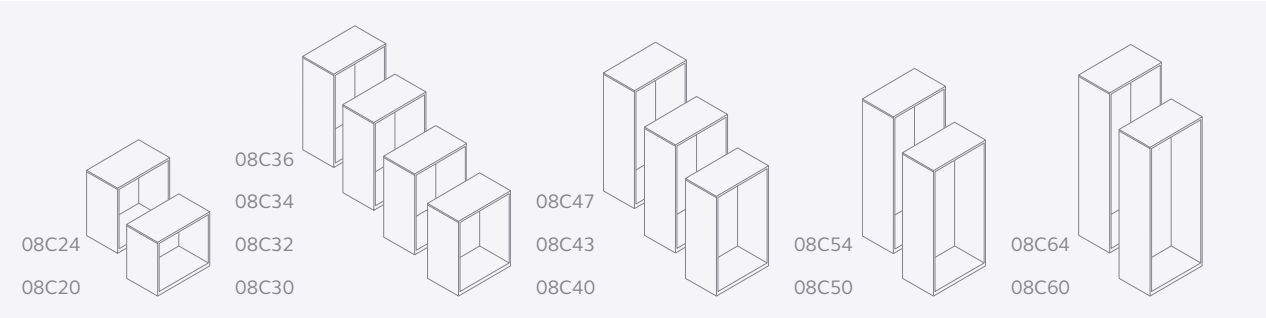
1000mm (39.4") wide, 470mm (18.5") deep

Vision

| Code             | Description  | Height (mm)  | Drawer/shelf capacity (kg) |
|------------------|--|--------------|----------------------------|
| 10C502CT.3H      | two 304.8mm (12") flippers, tie bar & three 304.8mm (12") drawers including file bars lateral rail (for 12" flipper) | 1643 (64.7") | 45                         |
| (2x) IC10LRFPS   |  |              | 30                         |
| 10C50WT.3H       | 609.6mm (24") doors, tie bar & three 304.8mm (12") drawers including file bars basic shelf                           | 1643 (64.7") | 45                         |
| IC10BSPS:T5      |  |              | 70                         |
| 10C542BT.3H      | two 381mm (15") flippers, tie bar & three 304.8mm (12") drawers including file bars narrow basic shelf               | 1795 (70.7") | 45                         |
| IC10NBSPS        |  |              | 70                         |
| 10C54ST.3H       | 762mm (30") doors, tie bar & three 304.8mm (12") drawers including file bars basic shelf                             | 1795 (70.7") | 45                         |
| IC10BSPS:T5      |  |              | 70                         |
| 10C60WT.4H       | 609.6mm (24") doors, tie bar & four 304.8mm (12") drawers including file bars basic shelf                            | 1947 (76.6") | 45                         |
| IC10BSPS:T5      |  |              | 70                         |
| 10C60XT.3H       | 914.4mm (36") doors, tie bar & three 304.8mm (12") drawers including file bars basic shelf                           | 1947 (76.6") | 45                         |
| (2x) IC10BSPS:T5 |  |              | 70                         |

Height is adjustable up to 24mm (1") in total

LateralFile combination units – design your own

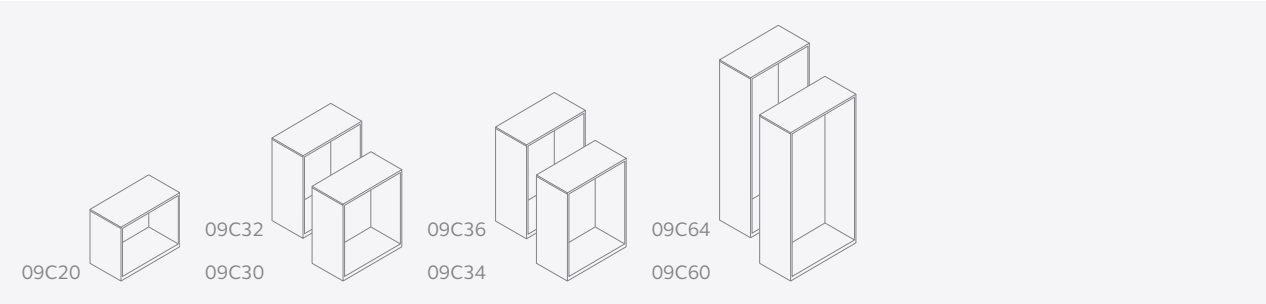


800mm (31.5") wide, 470mm (18.5") deep

Vision

| Code  | Height (mm)  | Internal height (mm) | Notes   |
|-------|--------------|----------------------|---|
| 08C20 | 693 (27.3")  | 610 (24")            | specify a counterbalance (IACB08PS) if any pull-out elements are fitted |
| 08C24 | 845 (33.3")  | 762 (30")            |   |
| 08C30 | 997 (39.2")  | 914 (36")            |   |
| 08C32 | 1073 (42.2") | 990 (39")            |   |
| 08C34 | 1149 (45.2") | 1066 (42")           |   |
| 08C36 | 1225 (48.2") | 1142 (45")           |   |
| 08C40 | 1301 (51.2") | 1218 (48")           | tie bar is included   |
| 08C43 | 1415 (55.7") | 1332 (52.5")         |   |
| 08C47 | 1567 (61.7") | 1484 (58.5")         |   |
| 08C50 | 1643 (64.7") | 1560 (61.5")         |   |
| 08C54 | 1795 (70.7") | 1712 (67.5")         |   |
| 08C60 | 1947 (76.6") | 1864 (73.5")         |   |
| 08C64 | 2099 (82.6") | 2016 (79.5")         |   |

Height is adjustable up to 24mm (1") in total



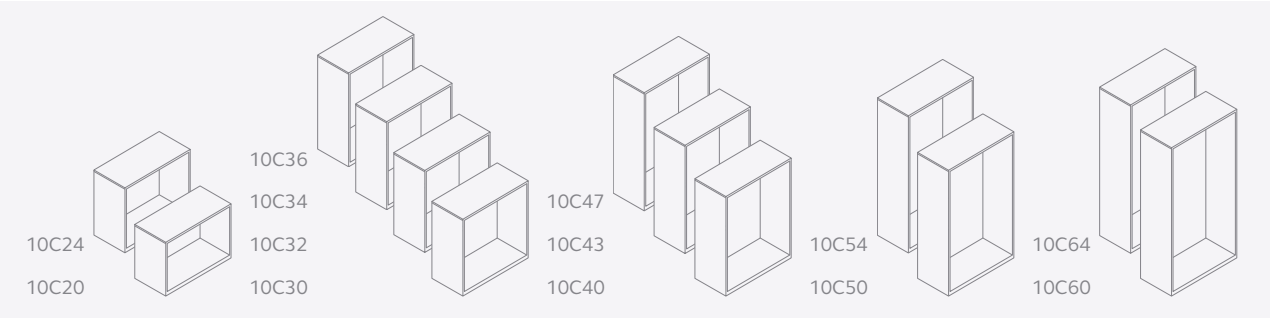
900mm (35.4") wide, 470mm (18.5") deep

Vision

| Code  | Height (mm)  | Internal height (mm) | Notes   |
|-------|--------------|----------------------|---|
| 09C20 | 693 (27.3")  | 610 (24")            | specify a counterbalance (IACB09PS) if any pull-out elements are fitted |
| 09C30 | 997 (39.2")  | 914 (36")            |   |
| 09C32 | 1073 (42.2") | 990 (39")            |   |
| 09C34 | 1149 (45.2") | 1066 (42")           |   |
| 09C36 | 1225 (48.2") | 1142 (45")           |   |
| 09C60 | 1947 (76.6") | 1864 (73.5")         | tie bar is included   |
| 09C64 | 2099 (82.6") | 2016 (79.5")         |   |

Height is adjustable up to 24mm (1") in total

LateralFile combination units – design your own



1000mm (39.4") wide, 470mm (18.5") deep

Vision

| Code  | Height (mm)  | Internal height (mm) | Notes   |
|-------|--------------|----------------------|---|
| 10C20 | 693 (27.3")  | 610 (24")            | specify a counterbalance (IACB10PS) if any pull-out elements are fitted |
| 10C24 | 845 (33.3")  | 762 (30")            |   |
| 10C30 | 997 (39.2")  | 914 (36")            |   |
| 10C32 | 1073 (42.2") | 990 (39")            |   |
| 10C34 | 1149 (45.2") | 1066 (42")           |   |
| 10C36 | 1225 (48.2") | 1142 (45")           |   |
| 10C40 | 1301 (51.2") | 1218 (48")           | tie bar is included   |
| 10C43 | 1415 (55.7") | 1332 (52.5")         |   |
| 10C47 | 1567 (61.7") | 1484 (58.5")         |   |
| 10C50 | 1643 (64.7") | 1560 (61.5")         |   |
| 10C54 | 1795 (70.7") | 1712 (67.5")         |   |
| 10C60 | 1947 (76.6") | 1864 (73.5")         |   |
| 10C64 | 2099 (82.6") | 2016 (79.5")         |   |

1000mm (39.4") wide

10 = 1000mm (39.4") wide

3 Type of Unit

C = combination unit  
L = individually locking units

4&5 Internal height

4 – number of major increments 304mm (12")  
5 – number of minor increments 38mm (1.5")

6-15 closures

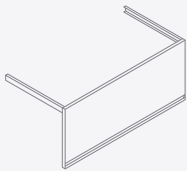
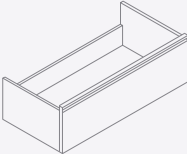
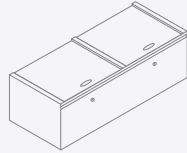
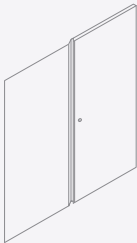
1 2 3 4 5 6-15

10 C 20 \* \* \*

- Notes & safety warnings
- It is recommended that all cabinets below 1300mm (51.2") high which include pull-out elements, should be fitted with a counterbalance.
  - See next page for closure options, these are always specified from the top down.
  - All combination units over 1300mm (51.2") are automatically supplied with a Tie Bar Shelf which is included in the price of the carcass. Tie Bar Shelves are fitted in the top half of the carcass as close as possible to the centre.



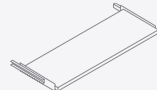


LateralFile combination unit closures

| Closures   | Code                       | Description  | Width (mm)                                 | Height (mm)                   |
|--|----------------------------|--|--|-------------------------------|
| <div>flipper</div> <div>internal dimensions</div> <div>depth: 430mm (16.9")</div> <div>width: 760mm (29.9")</div> <div>860mm (33.8")</div> <div>960mm (37.8")</div> <div></div> | E                          | flipper<br>SoftClose as standard                               | 800 (31.5")<br>900 (35.4")<br>1000 (39.4") | 418 (16.5")<br>392 (15.4")**  |
|  | B                          | flipper<br>SoftClose as standard                               | 800 (31.5")<br>900 (35.4")<br>1000 (39.4") | 380 (15")<br>354 (13.9")**    |
|  | M                          | flipper<br>SoftClose as standard                               | 800 (31.5")<br>900 (35.4")<br>1000 (39.4") | 342 (13.5")<br>316 (12.4)**   |
|  | C                          | flipper<br>SoftClose as standard                               | 800 (31.5")<br>900 (35.4")<br>1000 (39.4") | 304 (12")<br>278 (10.9")**    |
| <div>drawer</div> <div>internal dimensions</div> <div>depth: 406mm (16")</div> <div>width: 720mm (28.3")</div> <div>820mm (32.3")</div> <div>920mm (36.2")</div> <div></div>    | G                          | drawer<br>slotted base for plastic dividers                    | 800 (31.5")<br>900 (35.4")<br>1000 (39.4") | 380 (15")<br>365 (14.4")***   |
|  | O                          | drawer<br>slotted base for plastic dividers                    | 800 (31.5")<br>900 (35.4")<br>1000 (39.4") | 342 (13.5")<br>327 (12.9")*** |
|  | H                          | drawer<br>slotted base for plastic dividers                    | 800 (31.5")<br>900 (35.4")<br>1000 (39.4") | 304 (12")<br>289 (11.4")***   |
|  | J                          | drawer<br>slotted base for plastic dividers                    | 800 (31.5")<br>900 (35.4")<br>1000 (39.4") | 267 (10.5")<br>259 (10.2")*** |
|  | K                          | drawer<br>slotted base for plastic dividers                    | 800 (31.5")<br>900 (35.4")<br>1000 (39.4") | 228 (9")<br>213 (8.4")***     |
|  | #                          | drawer<br>slotted base for plastic dividers                    | 800 (31.5")<br>900 (35.4")<br>1000 (39.4") | 190 (7.5")<br>175 (6.9")***   |
|  | L                          | drawer<br>slotted base for metal dividers                      | 800 (31.5")<br>900 (35.4")<br>1000 (39.4") | 152 (6")<br>141 (5.6")***     |
| <div></div>   | • factory fitted file bars |  |  |                               |
|  | P                          | LateralFile drawer<br>two individually locking<br>compartments | 800 (31.5")<br>900 (35.4")<br>1000 (39.4") | 304 (12")<br>250 (9.8")***    |
| <div>doors</div> <div></div>  | Y                          | doors  | 800 (31.5")<br>900 (35.4")<br>1000 (39.4") | 1218 (48")                    |
|  | @                          | doors  | 800 (31.5")<br>900 (35.4")<br>1000 (39.4") | 1066 (42")                    |
|  | X                          | doors  | 800 (31.5")<br>900 (35.4")<br>1000 (39.4") | 914 (36")                     |
|  | S                          | doors  | 800 (31.5")<br>900 (35.4")<br>1000 (39.4") | 760 (30")                     |
|  | W                          | doors  | 800 (31.5")<br>900 (35.4")<br>1000 (39.4") | 610 (24")                     |

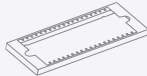
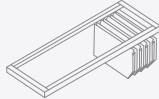




† Factory fitted file bars (denoted by '.' before appropriate drawer(s) added to product Code)  
\*\*Internal usable height (excluding internal shelf)  
\*\*\*Internal drawer height

LateralFile combination unit closures / internal options

| Closures  | Code | Description   | Width (mm)                                 | Height (mm)  |
|---|------|---|--|--------------|
|   | N    | no closure  |  |              |
| <div>fixed tie bar shelf</div> <div></div>             | T    | fixed tie bar shelf*<br>(should be fitted in the top half of the carcase<br>as close as possible to the centre) | 800 (31.5")<br>900 (35.4")<br>1000 (39.4") | 38<br>(1.5") |
| <div>fixed slotted tie<br/>bar shelf</div> <div></div> | U    | fixed slotted tie bar shelf*<br>slotted for plastic dividers  | 800 (31.5")<br>900 (35.4")<br>1000 (39.4") | 38 (1.5")    |
| <div>pull-out<br/>reference shelf</div> <div></div>    | R    | pull-out reference shelf*<br>to replace tie bar shelf<br>where required   | 800 (31.5")<br>900 (35.4")<br>1000 (39.4") | 38 (1.5")    |

\*When determining carcase height allow 38mm (1.5") for tie bar and pull out reference shelf

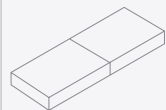
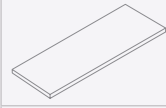





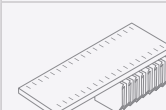

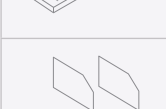
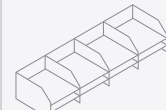
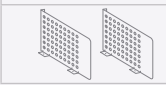

Internal options

| Internals  | Code  | Description  | Width (mm)                                 | Drawer/shelf<br>capacity (kg) |
|--|---|--|--|-------------------------------|
| <div></div>  | ICCDR6P1PS<br>ICCDR6P5PS<br>ICCDR6P6PS<br>ICCDR75P1PS<br>ICCDR75P5PS<br>ICCDR75P6PS | cd rack for 152mm (6") drawer (pack of 1)<br>cd rack for 152mm (6") drawer (pack of 5)<br>cd rack for 152mm (6") drawer (pack of 6)<br>cd rack for 190.5mm (7.5") drawer (pack of 1)<br>cd rack for 190.5mm (7.5") drawer (pack of 5)<br>cd rack for 190.5mm (7.5") drawer (pack of 6) | -  | -                             |
| <div></div> | IC08LRFPS<br>IC09LRFPS<br>IC10LRFPS   | lateral rail for 304mm (12") flipper<br>allow 286mm (11.2") for conventional filing pockets and<br>304mm (12") for computer printout binders   | 800 (31.5")<br>900 (35.4")<br>1000 (39.4") | 25<br>25<br>30                |
|  | IC08LRPS<br>IC09LRPS<br>IC10LRPS  | lateral rail<br>allow 286mm (11.2") for conventional filing pockets and<br>304mm (12") for computer printout binders   | 800 (31.5")<br>900 (35.4")<br>1000 (39.4") | 40<br>40<br>40                |
| <div></div> | BLFCHAPS  | external plastic label holder  | -  | -                             |
| <div></div> | IC08FBPS<br>IC09FBPS<br>IC10FBPS  | file bars (pair) for side to side filing<br>(factory fitted, denoted by '.' before appropriate<br>drawer(s) added to product Code)   | 800 (31.5")<br>900 (35.4")<br>1000 (39.4") | -                             |
| <div></div> | ICCRPS  | cross rails (pair) for front to back filing<br>(also specify file bars as required, one pair of cross rails is<br>required for each row of front to back filing)   | -  | -                             |
| <div></div> | IAIFPJ08PS<br>IAIFPJ09PS<br>IAIFPJ10PS  | back panel for 267mm (10.5") – drawer**<br>(factory fitted options available on request. Speak to your<br>Bisley Representative for details)   | 800 (31.5")<br>900 (35.4")<br>1000 (39.4") | -                             |
|  | IAIFPH08PS<br>IAIFPH09PS<br>IAIFPH10PS  | back panel for 304mm (12") – drawer**<br>(factory fitted options available on request. Speak to your<br>Bisley Representative for details)**   | 800 (31.5")<br>900 (35.4")<br>1000 (39.4") | -                             |
|  | IAIFPG08PS<br>IAIFPG09PS<br>IAIFPG10PS  | back panel for 380mm (15") – drawer**<br>(factory fitted options available on request. Speak to your<br>Bisley Representative for details)   | 800 (31.5")<br>900 (35.4")<br>1000 (39.4") | -                             |

\*\*Back panels are factory fitted only

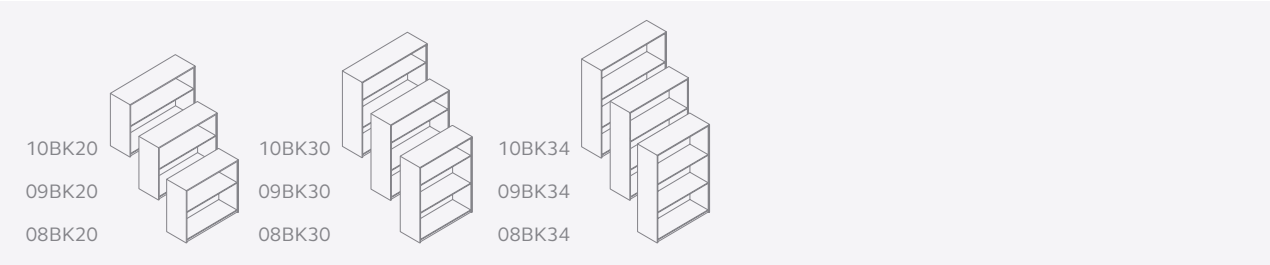
LateralFile combination unit internal options

Internal options

| Internals   | Code   | Description   | Width (mm)                                      | Drawer/shelf capacity (kg) |
|---|--|---|---|----------------------------|
|    | IACB08PS<br>IACB09PS<br>IACB10PS                   | counterbalance<br>(factory fitted, suffix 'Q' added to product Code)  | 800 (31.5")<br>900 (35.4")<br>1000 (39.4")      | -                          |
|    | IC08NBSPS<br>IC09NBSPS<br>IC10NBSPS                | narrow basic shelf (for use behind flipper) – 25mm (1") thick<br>allow 25mm (1") for the shelf, plus an allowance for the maximum height to be stored on the shelf  | 800 (31.5")<br>900 (35.4")<br>1000 (39.4")      | 65<br>70<br>70             |
|    | IC08BSPS:T5<br>IC09BSPS:T5<br>IC10BSPS:T5          | basic shelf – 27.5mm (1") thick<br>allow 27.5mm (1") for the shelf, plus an allowance for the maximum height to be stored on the shelf.   | 800 (31.5")<br>900 (35.4")<br>1000 (39.4")      | 70<br>70<br>70             |
|    | IC08CRPS<br>IC09CRPS<br>IC10CRPS<br>CAPCHP4PS      | shelf with coat rail front to back<br><br>captive coat hangers (pack of 4)  | 800 (31.5")<br>900 (35.4")<br>1000 (39.4")<br>- | 45<br>45<br>45             |
|    | IC08BSUPS<br>IC09BSUPS<br>IC10BSUPS                | basic shelf with undershelf filing – 27.5mm (1") thick<br>allow 25mm (1") for the shelf and 285mm (11.2") below for filing pockets, plus an allowance for the maximum height to be stored on the shelf.   | 800 (31.5")<br>900 (35.4")<br>1000 (39.4")      | 70<br>70<br>70             |
|   | IC08DDPPS<br>IC09DDPPS<br>IC10DDPPS                | security drawer divider plate**<br>(factory fitted options available on request.<br>Speak to your Bisley Representative for details)  | 800 (31.5")<br>900 (35.4")<br>1000 (39.4")      | -                          |
|  | IAD6P3PS   | dividers for 152mm (6") drawers<br>(pack of 3)  | -   | -                          |
|  | IC08SSPDPS:T5<br>IC09SSPDPS:T5<br>IC10SSPDPS:T5    | slotted shelf – 27.5mm (1") thick<br>slotted for plastic dividers<br>allow 27.5mm (1") for the shelf, plus an allowance for the maximum height to be stored or 152mm (6") for dividers.   | 800 (31.5")<br>900 (35.4")<br>1000 (39.4")      | 65<br>65<br>65             |
|  | IC08SSUPDPS:T5<br>IC09SSUPDPS:T5<br>IC10SSUPDPS:T5 | slotted shelf with undershelf filing – 27.5mm (1") thick<br>slotted for plastic dividers<br>allow 25mm (1") for the shelf, plus an allowance for the maximum height to be stored or 152mm (6") and 286mm (11.2") for conventional filing pockets. | 800 (31.5")<br>900 (35.4")<br>1000 (39.4")      | 65<br>65<br>65             |
|  | IC08NSSPDPS<br>IC09NSSPDPS<br>IC10NSSPDPS          | narrow slotted shelf – 25mm (1.0") thick<br>slotted for plastic dividers<br>allow 25mm (1") for the shelf, plus an allowance for the maximum height to be stored or 152mm (6") for dividers.  | 800 (31.5")<br>900 (35.4")<br>1000 (39.4")      | 65<br>65<br>65             |
|  | MDDIV153P3   | drawer dividers<br>(pack of 3)<br>allow 152mm (6") for height of dividers.  | -   | -                          |
|  | PGNHLESET  | pigeon hole set<br>Pigeon hole set contains: 5 plastic dividers, 8 plastic intermediate shelves and 4 plastic back plates<br>(slottedshelf not included) allow 152mm (6") for height of dividers  | -   | -                          |
|  | MSDIV431P2   | steel shelf dividers (clip on design)<br>Allow for 210mm (8.3") for height of dividers, pack of two dividers a left and right hand.   | -   | -                          |

All Internals are supplied in BLACK (except plastic shelf dividers & pigeon hole set supplied in translucent plastic)  
\*\*304mm (12") drawer has a reduced Internal depth and will not accommodate A4 Lever Arch Files (spine up)

LateralFile specialist – bookcase units



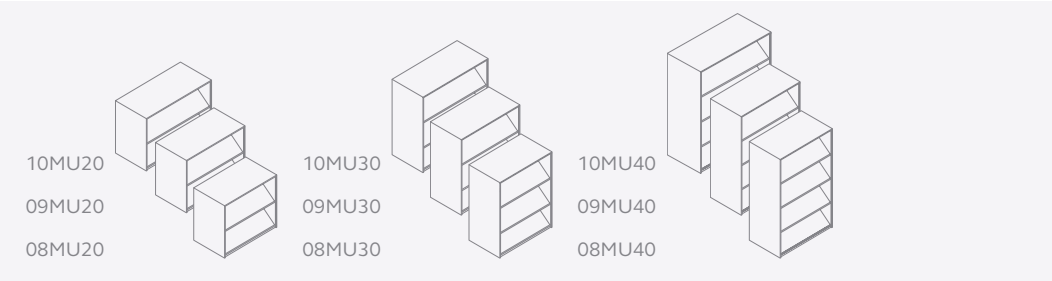
Bookcase units – 300mm (11.8") deep



| Code   | Description                      | External height (mm) | Internal height (mm) | Internal width (mm) | Internal depth (mm) |
|--------|----------------------------------|----------------------|----------------------|---------------------|---------------------|
| 08BK20 | 800mm (31.5") wide, one shelf    | 693 (27.3")          | 610 (24")            | 760 (29.9")         | 300 (11.8")         |
| 08BK30 | 800mm (31.5") wide, two shelves  | 997 (39.2")          | 914 (36")            | 760 (29.9")         | 300 (11.8")         |
| 08BK34 | 800mm (31.5") wide, two shelves  | 1149 (45.2")         | 1066 (42")           | 760 (29.9")         | 300 (11.8")         |
| 09BK20 | 900mm (35.4") wide, one shelf    | 693 (27.3")          | 610 (24")            | 860 (33.9")         | 300 (11.8")         |
| 09BK30 | 900mm (35.4") wide, two shelves  | 997 (39.2")          | 914 (36")            | 860 (33.9")         | 300 (11.8")         |
| 09BK34 | 900mm (35.4") wide, two shelves  | 1149 (45.2")         | 1066 (42")           | 860 (33.9")         | 300 (11.8")         |
| 10BK20 | 1000mm (39.4") wide, one shelf   | 693 (27.3")          | 610 (24")            | 960 (37.8")         | 300 (11.8")         |
| 10BK30 | 1000mm (39.4") wide, two shelves | 997 (39.2")          | 914 (36")            | 960 (37.8")         | 300 (11.8")         |
| 10BK34 | 1000mm (39.4") wide, two shelves | 1149 (45.2")         | 1066 (42")           | 960 (37.8")         | 300 (11.8")         |

Height is adjustable up to 24mm (1") in total  
Adjustable shelves are self-coloured to carcass

LateralFile specialist – magazine units




Magazine units – 470mm (18.5") deep Vision

| Code   | Description                                      | Height (mm)  |
|--------|--|--------------|
| 08MU20 | 800mm (31.5") wide, two fixed sloping shelves    | 693 (27.3")  |
| 08MU30 | 800mm (31.5") wide, three fixed sloping shelves  | 997 (39.2")  |
| 08MU40 | 800mm (31.5") wide, four fixed sloping shelves   | 1301 (51.2") |
| 09MU20 | 900mm (35.4") wide, two fixed sloping shelves    | 693 (27.3")  |
| 09MU30 | 900mm (35.4") wide, three fixed sloping shelves  | 997 (39.2")  |
| 09MU40 | 900mm (35.4") wide, four fixed sloping shelves   | 1301 (51.2") |
| 10MU20 | 1000mm (39.4") wide, two fixed sloping shelves   | 693 (27.3")  |
| 10MU30 | 1000mm (39.4") wide, three fixed sloping shelves | 997 (39.2")  |
| 10MU40 | 1000mm (39.4") wide, four fixed sloping shelves  | 1301 (51.2") |


Height is adjustable up to 24mm (1") in total  
Shelves are self-coloured to carcase

LateralFile specialist – magazine seated units



800mm (31.5") wide, 470mm (18.5") deep Vision

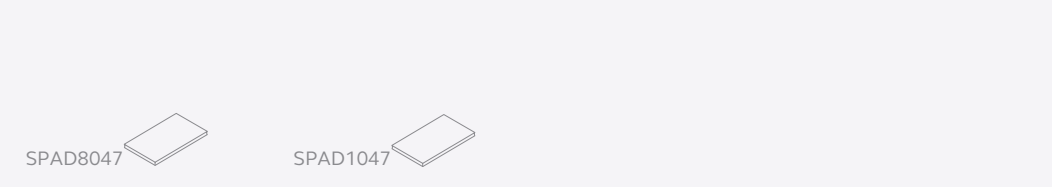
| Code  | Description                              | External height (mm) |
|-------|--|----------------------|
| MSU08 | one sloping shelf, 190.5mm (7.5") drawer | 514 (21.3")          |



1000mm (39.4") wide, 470mm (18.5") deep Vision

| Code  | Description                              | External height (mm) |
|-------|--|----------------------|
| MSU10 | one sloping shelf, 190.5mm (7.5") drawer | 514 (21.3")          |

LateralFile specialist – magazine unit seat pads



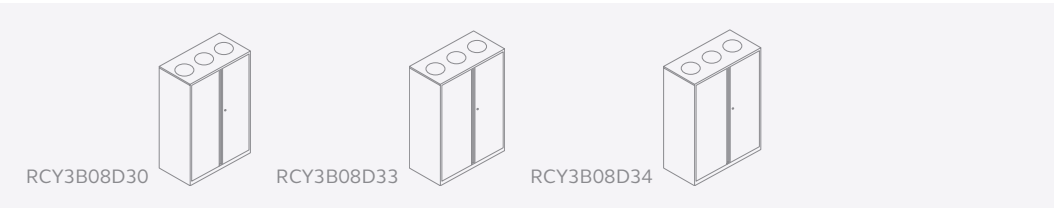
Seat pads for 470mm (18.5) deep units Vision

| Code            | Description | Height (mm) | Width (mm)   | Depth (mm)  |
|-----------------|-------------|-------------|--------------|-------------|
| SPAD8047.*XXXXX | seat pad    | 38 (1.5")   | 802 (31.6")  | 472 (18.6") |
| SPAD1047.*XXXXX | seat pad    | 38 (1.5")   | 1002 (39.4") | 472 (18.6") |

\* XXXXX digits refer to fabric choices. Please contact your Bisley representative for more details

LateralFile specialist – RecycleSpace

The ideal recycling unit, three 50 litre recycling bins contained in a single LateralFile cupboard, with storage space below bins for bin liners and associated items.



RecycleSpace 800mm (31.5") wide, 470mm (18.5") deep top access

Vision

| Code       | Description  | Height (mm)  |
|------------|--|--------------|
| RCY3B08D30 | 3 bin recycling cupboard (includes 3 recycling bins)           | 997 (39.2")  |
| RCY3B08D33 | 3 bin recycling cupboard (includes a shelf & 3 recycling bins) | 1111 (43.7") |
| RCY3B08D34 | 3 bin recycling cupboard (includes a shelf & 3 recycling bins) | 1149 (45.2") |

Height is adjustable up to 24mm (1") in total  
Adjustable shelf

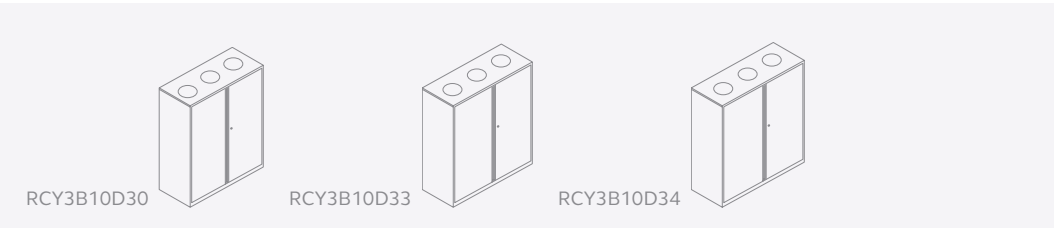


RecycleSpace 900mm (35.4") wide, 470mm (18.5") deep top access

Vision

| Code       | Description  | Height (mm)  |
|------------|--|--------------|
| RCY3B09D30 | 3 bin recycling cupboard (includes 3 recycling bins)           | 997 (39.2")  |
| RCY3B09D33 | 3 bin recycling cupboard (includes a shelf & 3 recycling bins) | 1111 (43.7") |
| RCY3B09D34 | 3 bin recycling cupboard (includes a shelf & 3 recycling bins) | 1149 (45.2") |

Height is adjustable up to 24mm (1") in total  
Adjustable shelf



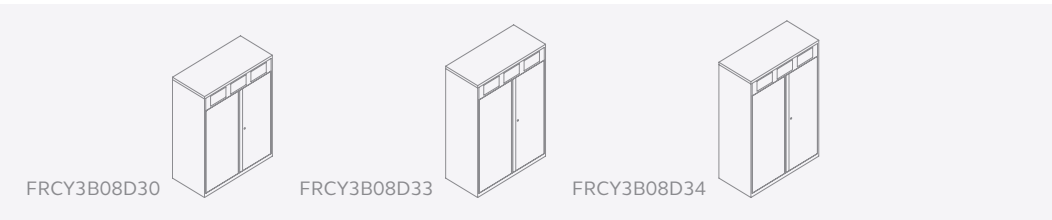
RecycleSpace 1000mm (39.4") wide, 470mm (18.5") deep top access

Vision

| Code       | Description  | Height (mm)  |
|------------|--|--------------|
| RCY3B10D30 | 3 bin recycling cupboard (includes 3 recycling bins)           | 997 (39.2")  |
| RCY3B10D33 | 3 bin recycling cupboard (includes a shelf & 3 recycling bins) | 1111 (43.7") |
| RCY3B10D34 | 3 bin recycling cupboard (includes a shelf & 3 recycling bins) | 1149 (45.2") |

Height is adjustable up to 24mm (1") in total  
Adjustable shelf

LateralFile specialist – RecycleSpace

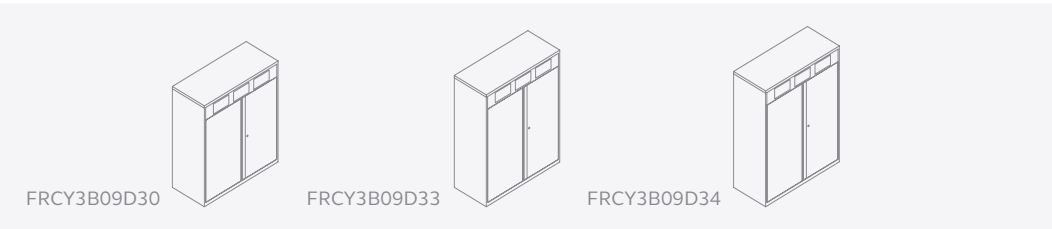


RecycleSpace 800mm (31.5") wide, 470mm (18.5") deep front access

Vision

| Code        | Description  | Height (mm)  |
|-------------|--|--------------|
| FRCY3B08D30 | 3 bin recycling cupboard (includes a shelf & 3 recycling bins) | 997 (39.2")  |
| FRCY3B08D33 | 3 bin recycling cupboard (includes a shelf & 3 recycling bins) | 1111 (43.7") |
| FRCY3B08D34 | 3 bin recycling cupboard (includes a shelf & 3 recycling bins) | 1149 (45.2") |

Height is adjustable up to 24mm (1") in total  
Adjustable shelf

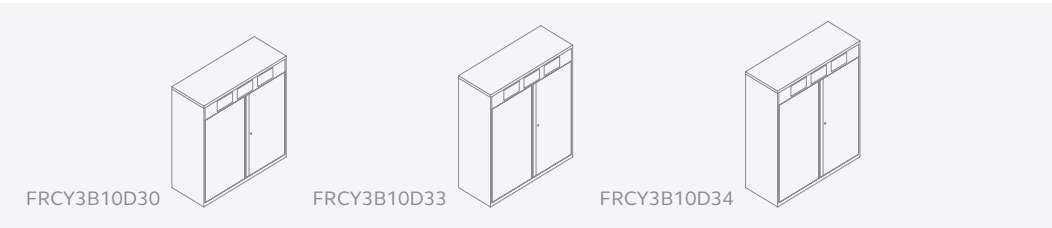


RecycleSpace 900mm (35.4") wide, 470mm (18.5") deep front access

Vision

| Code        | Description  | Height (mm)  |
|-------------|--|--------------|
| FRCY3B09D30 | 3 bin recycling cupboard (includes a shelf & 3 recycling bins) | 997 (39.2")  |
| FRCY3B09D33 | 3 bin recycling cupboard (includes a shelf & 3 recycling bins) | 1111 (43.7") |
| FRCY3B09D34 | 3 bin recycling cupboard (includes a shelf & 3 recycling bins) | 1149 (45.2") |

Height is adjustable up to 24mm (1") in total  
Adjustable shelf



RecycleSpace 1000mm (39.4") wide, 470mm (18.5") deep front access

Vision

| Code        | Description  | Height (mm)  |
|-------------|--|--------------|
| FRCY3B10D30 | 3 bin recycling cupboard (includes a shelf & 3 recycling bins) | 997 (39.2")  |
| FRCY3B10D33 | 3 bin recycling cupboard (includes a shelf & 3 recycling bins) | 1111 (43.7") |
| FRCY3B10D34 | 3 bin recycling cupboard (includes a shelf & 3 recycling bins) | 1149 (45.2") |

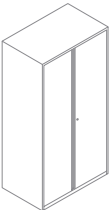
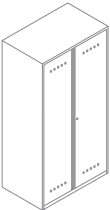
Height is adjustable up to 24mm (1") in total  
Adjustable shelf

LateralFile specialist – coat cupboards

Complementary LateralFile coat cupboards are available at selected heights and widths and are supplied complete with a side-to-side coat rail and shelf.

Coat cupboards 600mm (23.6") deep

Vision

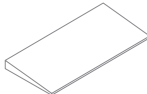
| Internals   | Code  | Description                                | External height (mm) | External width (mm)                        | Internal depth (mm) | Drawer/shelf capacity (kg) |
|---|---|--|----------------------|--|---------------------|----------------------------|
|  | 08CTCPD54<br>09CTCPD54<br>10CTCPD54             | coat cupboard with rail & shelf            | 1795 (70.7")         | 800 (31.5")<br>900 (35.4")<br>1000 (39.4") | 562 (22.1")         | -                          |
|   | 08CTCPD60<br>09CTCPD60<br>10CTCPD60             |  | 1947 (76.6")         | 800 (31.5")<br>900 (35.4")<br>1000 (39.4") | 562 (22.1")         | -                          |
|  | V08CTCPD54<br>V09CTCPD54<br>V10CTCPD54          | ventilated coat cupboard with rail & shelf | 1795 (70.7")         | 800 (31.5")<br>900 (35.4")<br>1000 (39.4") | 562 (22.1")         | -                          |
|   | V08CTCPD60<br>V09CTCPD60<br>V10CTCPD60          |  | 1947 (76.6")         | 800 (31.5")<br>900 (35.4")<br>1000 (39.4") | 562 (22.1")         | -                          |
|   | CTCSH086PS<br>CTCSH096PS<br>CTCSH106PS          | basic shelf for coat cupboards             | -<br>32 (1.3")       | 800 (31.5")<br>900 (35.4")<br>1000 (39.4") | 562 (22.1")         | 70                         |
|   | BICC08CRSTSPS<br>BICC09CRSTSPS<br>BICC10CRSTSPS | coat rail with shelf                       | -                    | 800 (31.5")<br>900 (35.4")<br>1000 (39.4") | 562 (22.1")         | -                          |
|   | CAPCHP4PS                                       | captive coat hangers (pack of 4)           | -                    | -  | -                   | -                          |

All Internals are supplied in BLACK (except plastic shelf dividers & pigeon hole set supplied in translucent plastic)  
600mm (23.6") deep coat cupboards will be assembled using SystemFile carcasses

LateralFile range extensions

Applied tops for 470mm (18.5") deep units

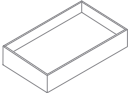
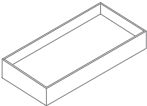
Vision

| Internals   | Code                                 | Description  | Width (mm)   |
|---|--------------------------------------|--|--|
| <br>sloping tops   | SLTP08<br>SLTP09<br>SLTP10<br>SLTP12 | sloping top with 20mm (0.8") front edge, 100mm (3.9") at rear                  | 800 (31.5")<br>900 (35.4")<br>1000 (39.4")<br>1200 (47.2") |
| <br>half dome tops | RDH08M<br>RDH09M<br>RDH10M<br>RDH12M | half dome top with 20mm (0.8") front edge, 100mm (3.9") at rear                | 800 (31.5")<br>900 (35.4")<br>1000 (39.4")<br>1200 (47.2") |
| <br>full dome tops | RDF08M<br>RDF09M<br>RDF10M<br>RDF12M | full dome top with 20mm (0.8") at front and rear edges, 100mm (3.9") at centre | 800 (31.5")<br>900 (35.4")<br>1000 (39.4")<br>1200 (47.2") |

Contact your authorised distributor for exact dimensions if you intend to fit non Bisley applied tops

Planter units for 470mm (18.5") deep units

Vision

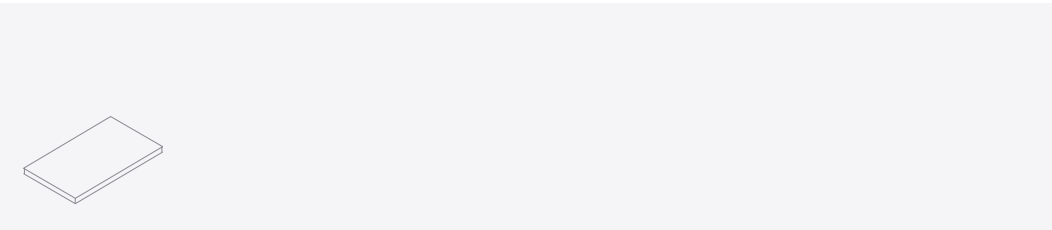
| Internals  | Code  | Description                           | Height (mm) | Width (mm)   |
|--|-------|---------------------------------------|-------------|--------------|
|   | RP08M | planter comes with two plastic liners | 152 (6")    | 800 (31.5")  |
|  | RP10M | planter comes with two plastic liners | 152 (6")    | 1000 (39.5") |

Infill panels

| Code      | Width (mm) | Height (mm)  |
|-----------|------------|--------------|
| IFPA06020 | 60 (2.4")  | 680 (26.8")  |
| IFPA10020 | 100 (3.9") | 680 (26.8")  |
| IFPA13020 | 130 (5.1") | 680 (26.8")  |
| IFPA06024 | 60 (2.4")  | 832 (32.7")  |
| IFPA10024 | 100 (3.9") | 832 (32.7")  |
| IFPA13024 | 130 (5.1") | 832 (32.7")  |
| IFPA06030 | 60 (2.4")  | 984 (38.7")  |
| IFPA10030 | 100 (3.9") | 984 (38.7")  |
| IFPA13030 | 130 (5.1") | 984 (38.7")  |
| IFPA06034 | 60 (2.4")  | 1136 (44.7") |
| IFPA10034 | 100 (3.9") | 1136 (44.7") |
| IFPA13034 | 100 (3.9") | 1136 (44.7") |
| IFPA06040 | 130 (5.1") | 1136 (44.7") |
| IFPA10040 | 60 (2.4")  | 1288 (50.7") |
| IFPA13040 | 100 (3.9") | 1288 (50.7") |

Infill panels are used to bridge spaces between cabinets, hiding cable management systems or when units are separated due to the use of screens  
These panels offer self-alignment, are fitted with double strength magnetic strips which makes them easy to fit without the use of tools

LateralFile range extensions



Seat pads for 470mm (18.5) deep units

| Code            | Description | Height (mm) | Width (mm)   | Depth (mm)  |
|-----------------|-------------|-------------|--------------|-------------|
| SPAD8047*XXXXXX | seat pad    | 38 (1.5")   | 802 (31.6")  | 472 (18.6") |
| SPAD9047*XXXXXX | seat pad    | 38 (1.5")   | 902 (35.5")  | 472 (18.6") |
| SPAD1047*XXXXXX | seat pad    | 38 (1.5")   | 1002 (39.4") | 472 (18.6") |
| SPAD1247*XXXXXX | seat pad    | 38 (1.5")   | 1202 (47.3") | 472 (18.6") |

\* XXXXX digits refer to fabric choices. Please contact your Bisley representative for more details

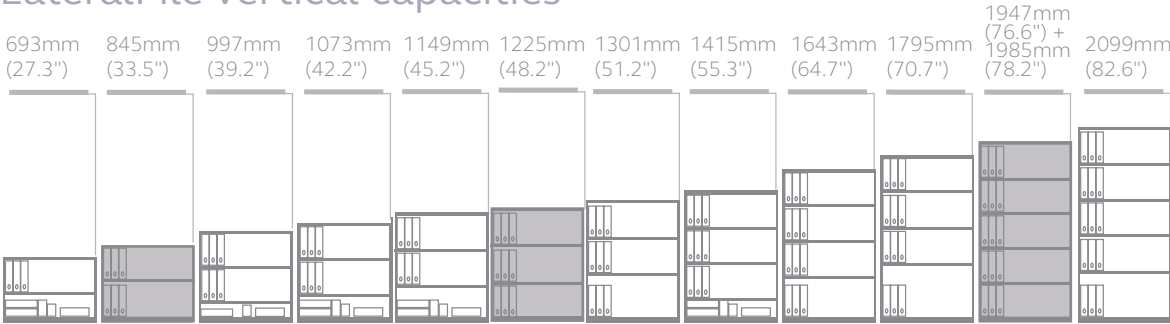
Cable management

A selection of cable management solutions is available for use with LateralFile cabinets. Designs for both the side and rear of cabinets enable cables to be safely-directed and hidden from view whilst maintaining easy access. Pricing for cable management solutions is available by project. Speak to your Bisley sales manager for possible configurations.

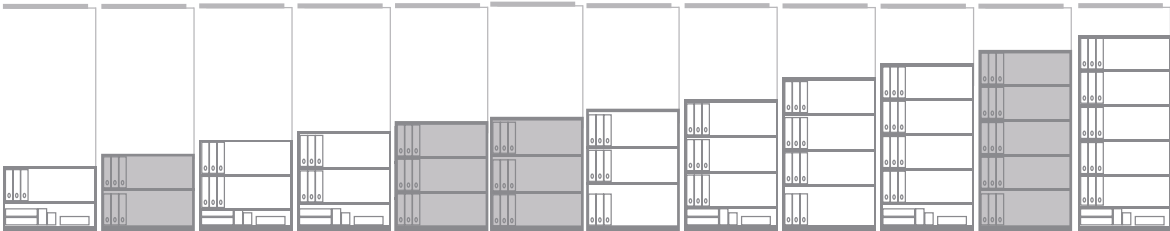
170° door hinges

Available as both a standard and retrofit option to any LateralFile door unit, are 170° door hinges. These allow standard pull-out elements to be fitted. (add ‘7’ to front of Code or BLF170HNG).

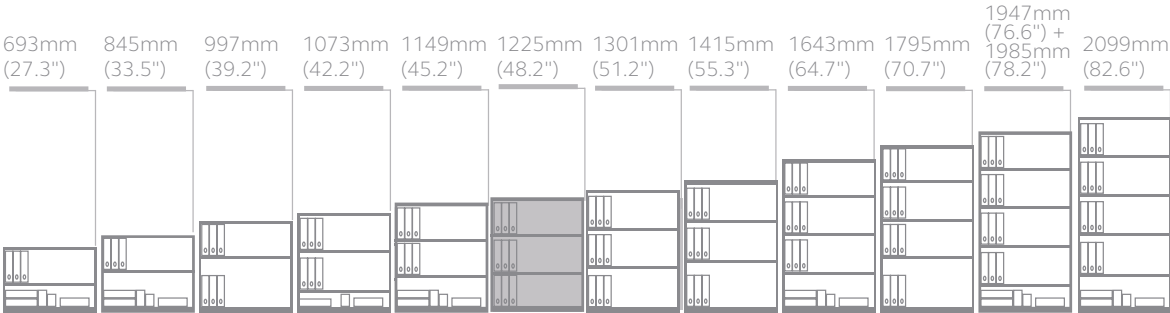
LateralFile vertical capacities



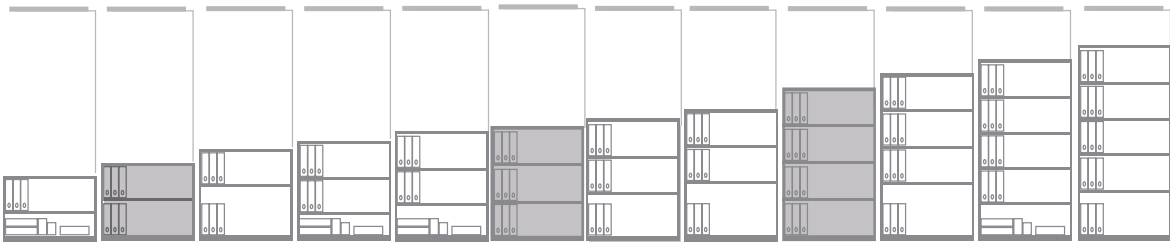
A4 Box Files



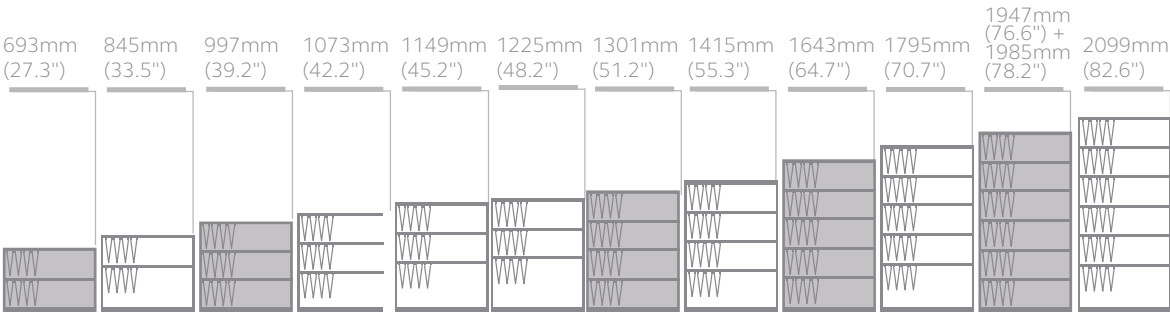
A4 Lever-Arch Files



Foolsap Box Files



Foolsap Lever-Arch Files



LateralFiles

See highlighted units in row for best fit.




LateralFile drawer capacities

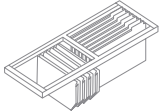
|   | Description   | Width (mm)                                     | Quantity  |
|---|---|--|---|
|    | 152.4mm (6") drawer capacity for CDs  | 800 (31.5")<br>1000 (39.4")                    | 5 racks = 100<br>6 racks = 120                  |
|    | 190.5mm (7.5") drawer capacity for cds  | 800 (31.5")<br>900 (35.4")<br>1000 (39.4")     | 5 racks = 120<br>5 racks = 120<br>6 racks = 144 |
|    | 304.8mm (12") drawer with file bars suspension files (A4 or foolscap)<br><br>266.7mm (10.5") drawer with file bars suspension files (A4 only) | 800 (31.5")<br>900 (35.4")<br><br>1000 (39.4") | 0.72lm<br>0.82lm<br><br>0.92lm                  |
|    | 304.8mm (12") drawer with file bars & cross rails (2 pairs) suspension files, front facing 2 rows of A4 or 1 row A4/1 row foolscap            | 800 (31.5")<br>900 (35.4")<br>1000 (39.4")     | 0.38lm<br>0.76lm<br>0.76lm                      |
|    | 304.8mm (12") drawer with dividers lever-arch or box files (spine up)   | 800 (31.5")<br>900 (35.4")<br>1000 (39.4")     | 9<br>10<br>12                                   |
|  | 304.8mm (12") drawer file boxes (based on 165mm (6.5") width for A4 suspension filing)  | 800 (31.5")<br>900 (35.4")<br>1000 (39.4")     | 4<br>4<br>5                                     |

LateralFile unit planning

**Basic shelf, narrow basic shelf, basic shelf with undershelf filing, slotted shelf & divider**  
Allow 27.5mm (1") for the shelf and an allowance for the maximum height to be stored on the shelf and 285mm (11.2") for filling pockets, if undershelf filling is used

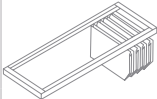

|   | Description                            | Unit width (mm) | Unit type | Quantity |
|---|--|-----------------|-----------|----------|
|  | lever-arch & box files (A4 & foolscap) | 800 (31.5")     | Two Door  | 10       |
|   |  | 800 (31.5")     | Tambour   | 9        |
|   |  | 900 (35.4")     | Two Door  | 10       |
|   |  | 1000 (39.4")    | Tambour   | 11       |
|   |  | 1000 (39.4")    | Two Door  | 12       |
|   |  | 1200 (47.2")    | Tambour   | 14       |

**Roll-out filing frame with files – tambours only**  
Please note that this is a guide only and should be calculated to your actual requirements

|   | Description                  | Unit width (mm)      | Linear metres |
|---|------------------------------|----------------------|---------------|
|  | foolscap side to side        | 800 (31.5")          | 0.66          |
|   | foolscap side to side        | 900 (35.4")          | 0.82          |
|   | foolscap side to side        | 1000 (39.4")         | 1.02          |
|   | A4 front to back             | 800 (31.5") / 1000   | 0.75          |
|   | A4 / foolscap front to back* | (39.4") / 1200 (47") | 0.75          |

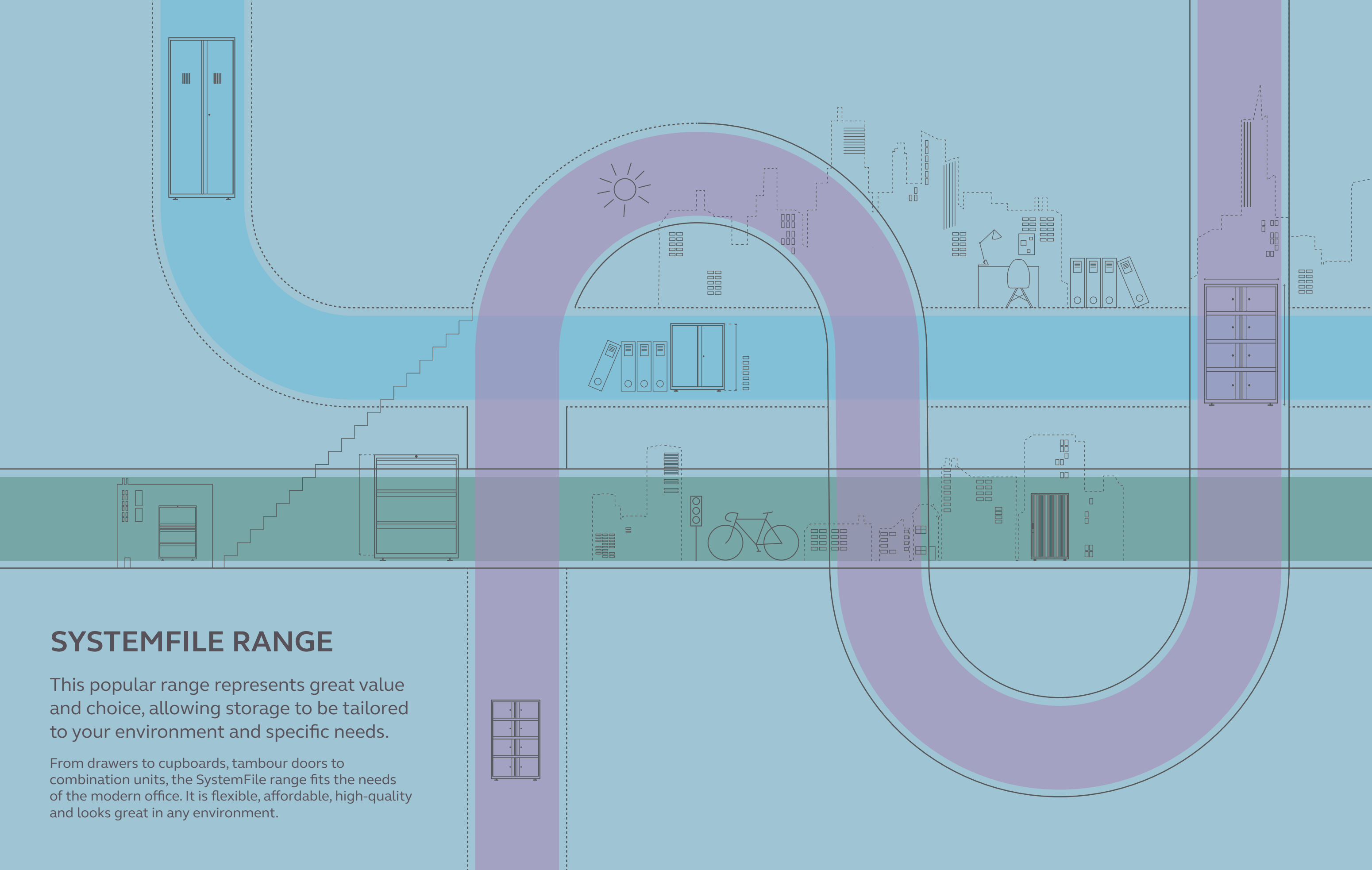
\*Please note that it is possible to configure the files front to back but this is not as space efficient as storing the files side to side

**Lateral rail with files, shelf with undershelf filing**  
When used with conventional filing pockets allow 285mm (11.2"), plus an allowance for the maximum height to be stored on the shelf. (When used with computer printout binders allow an additional 19mm (0.7"))

|   | Description   | Unit width (mm) | Linear metres |
|---|---------------|-----------------|---------------|
|  | two door unit | 800 (31.5")     | 0.69          |
|   |               | 900 (35.4")     | 0.79          |
|   |               | 1000 (39.4")    | 0.89          |
|  | tambour unit  | 800 (31.5")     | 0.65          |
|   |               | 900 (35.4")     | 0.81          |
|   |               | 1000 (39.4")    | 1.01          |

**Roll-out 114mm (4 inch) drawer – tambours only**  
Allow 114mm (4.5") for the drawer plus an allowance for the maximum height to be stored in a drawer less 100mm (3.9") for the internal height of the drawer. (Internal measurements: depth = 380mm (15"), width = unit width less 190mm (7.5"), height = 100mm (3.9"))

| Unit width (mm) | CD  | Quantity (CDs) |
|-----------------|---|----------------|
| 800 (31.5")     |  | 148            |
| 900 (35.4")     |   | 183            |
| 1000 (39.4")    |   | 228            |



# SYSTEMFILE RANGE

This popular range represents great value and choice, allowing storage to be tailored to your environment and specific needs.



From drawers to cupboards, tambour doors to combination units, the SystemFile range fits the needs of the modern office. It is flexible, affordable, high-quality and looks great in any environment.



SystemFile drawer units



800mm (31.5") wide, 470mm (18.5") deep



Performance  

| Code      | Description                | Height (mm)  | Drawer/shelf capacity (kg) |
|-----------|----------------------------|--------------|----------------------------|
| SYC08/0/2 | 2 drawers & counterbalance | 693 (27.7")  | 45                         |
| SYC08/0/3 | 3 drawers & counterbalance | 997 (39.2")  | 45                         |
| SYC08/0/4 | 4 drawers & counterbalance | 1301 (51.2") | 45                         |

Top panel is 472mm (18.5") deep. All drawers include file bars and cross rails as required. Adjustable levelling feet fitted as standard  
Height is adjustable up to 24mm (1") in total



1000mm (39.4") wide, 470mm (18.5") deep

Performance  



| Code      | Description                | Height (mm)  | Drawer/shelf capacity (kg) |
|-----------|----------------------------|--------------|----------------------------|
| SYC10/0/2 | 2 drawers & counterbalance | 693 (27.7")  | 45                         |
| SYC10/0/3 | 3 drawers & counterbalance | 997 (39.2")  | 45                         |
| SYC10/0/4 | 4 drawers & counterbalance | 1301 (51.2") | 45                         |

Top panel is 472mm (18.5") deep. All drawers include file bars and cross rails as required. Adjustable levelling feet fitted as standard  
Height is adjustable up to 24mm (1") in total

SystemFile drawer units



800mm (31.5") wide, 470mm (18.5") deep individually locking drawers



Performance  

| Code          | Description                                   | Height (mm)  | Drawer/shelf capacity (kg) |
|---------------|---|--------------|----------------------------|
| SYCI08/20/0/2 | 2 drawers with security drawer divider plates | 693 (27.7")  | 45                         |
| SYCI08/30/0/3 | 3 drawers with security drawer divider plates | 997 (39.2")  | 45                         |
| SYCI08/40/0/4 | 4 drawers with security drawer divider plates | 1301 (51.2") | 45                         |

Height is adjustable up to 24mm (1") in total  
All drawers include file bars and cross rails as required. Adjustable levelling feet fitted as standard



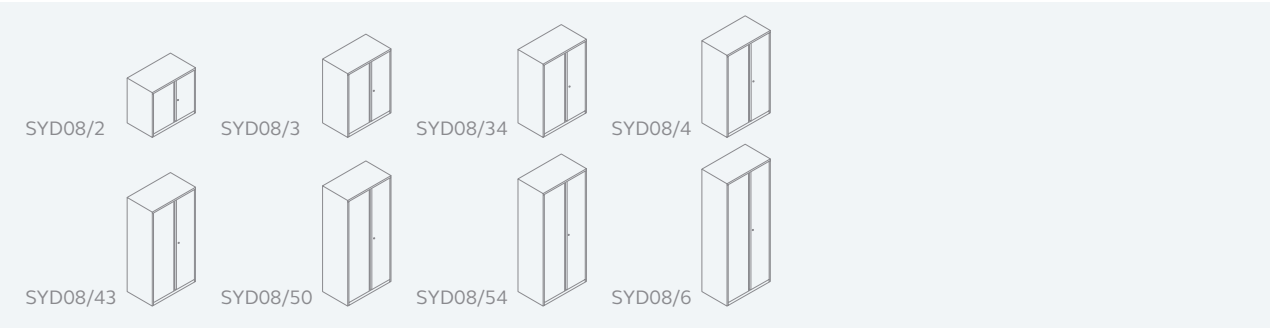
1000mm (39.4") wide, 470mm (18.5") deep individually locking drawers

Performance  

| Code          | Description                                   | Height (mm)  | Drawer/shelf capacity (kg) |
|---------------|---|--------------|----------------------------|
| SYCI10/20/0/2 | 2 drawers with security drawer divider plates | 693 (27.7")  | 45                         |
| SYCI10/30/0/3 | 3 drawers with security drawer divider plates | 997 (39.2")  | 45                         |
| SYCI10/40/0/4 | 4 drawers with security drawer divider plates | 1301 (51.2") | 45                         |

Height is adjustable up to 24mm (1") in total  
All drawers include file bars and cross rails as required. Adjustable levelling feet fitted as standard

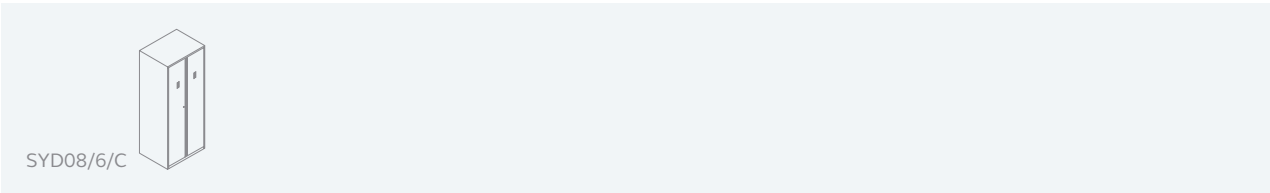
SystemFile two door cupboards



800mm (31.5") wide, 470mm (18.5") deep two door cupboards Performance  

| Code     | Description       | External height (mm) | Internal height (mm) | Internal width (mm) | Internal depth (mm) |
|----------|-------------------|----------------------|----------------------|---------------------|---------------------|
| SYD08/2  | two door cupboard | 693 (27.2")          | 610 (24")            | 760 (29.9")         | 430 (16.9")         |
| SYD08/3  | two door cupboard | 997 (39.2")          | 914 (36")            | 760 (29.9")         | 430 (16.9")         |
| SYD08/34 | two door cupboard | 1149 (45.2")         | 1066 (42")           | 760 (29.9")         | 430 (16.9")         |
| SYD08/4  | two door cupboard | 1301 (51.2")         | 1218 (48")           | 760 (29.9")         | 430 (16.9")         |
| SYD08/43 | two door cupboard | 1415 (55.7")         | 1332 (52.4")         | 760 (29.9")         | 430 (16.9")         |
| SYD08/50 | two door cupboard | 1643 (64.7")         | 1560 (61.4")         | 760 (29.9")         | 430 (16.9")         |
| SYD08/54 | two door cupboard | 1795 (70.5")         | 1712 (67.4")         | 760 (29.9")         | 430 (16.9")         |
| SYD08/6  | two door cupboard | 1947 (76.5")         | 1864 (73.4")         | 760 (29.9")         | 430 (16.9")         |

Top panel is 472mm (18.6") deep. Two door cupboards are supplied empty, see page 44 for internal options  
Height is adjustable up to 24mm (1") in total

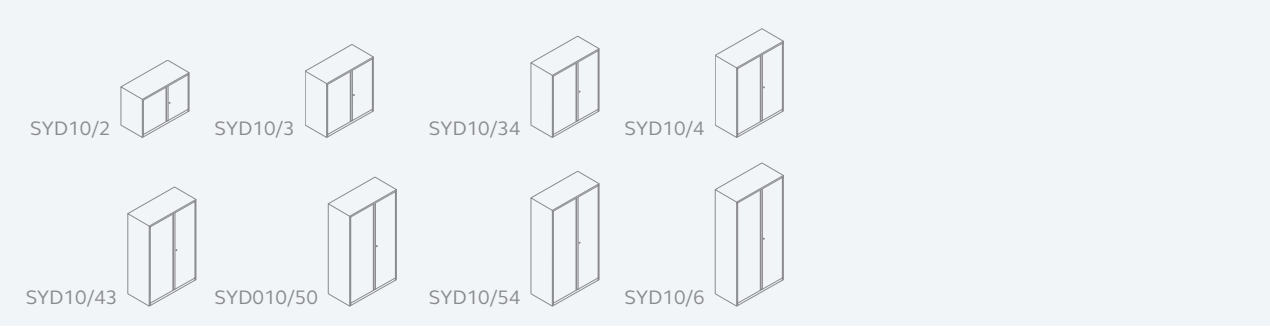


800mm (31.5") wide, 600mm (23.6") deep ventilated two door cupboards Performance  

| Code      | Description                                      | External height (mm) | Internal height (mm) | Internal width (mm) | Internal depth (mm) |
|-----------|--|----------------------|----------------------|---------------------|---------------------|
| SYD08/6/C | ventilated doors (includes shelf with coat rail) | 1947 (76.5")         | 1864 (73.4")         | 760 (29.9")         | 562 (22.1")         |

Height is adjustable up to 24mm (1") in total

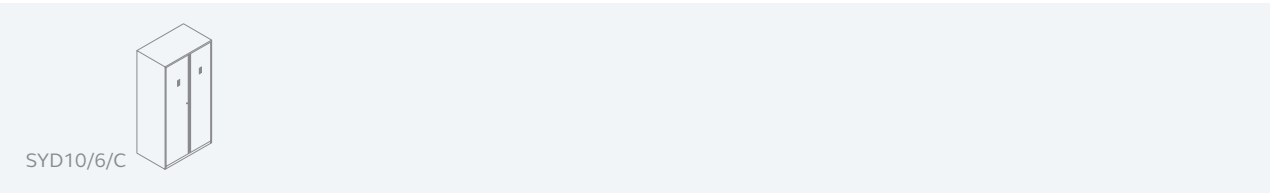
SystemFile two door cupboards



1000mm (39.4") wide, 470mm (18.5") deep two door cupboards Performance  

| Code     | Description       | External height (mm) | Internal height (mm) | Internal width (mm) | Internal depth (mm) |
|----------|-------------------|----------------------|----------------------|---------------------|---------------------|
| SYD10/2  | two door cupboard | 693 (27.2")          | 610 (24")            | 960 (37.8")         | 430 (16.9")         |
| SYD10/3  | two door cupboard | 997 (39.2")          | 914 (36")            | 960 (37.8")         | 430 (16.9")         |
| SYD10/34 | two door cupboard | 1149 (45.2")         | 1066 (42")           | 960 (37.8")         | 430 (16.9")         |
| SYD10/4  | two door cupboard | 1301 (51.2")         | 1218 (48")           | 960 (37.8")         | 430 (16.9")         |
| SYD10/43 | two door cupboard | 1415 (55.7")         | 1332 (52.4")         | 960 (37.8")         | 430 (16.9")         |
| SYD10/50 | two door cupboard | 1643 (64.7")         | 1560 (61.4")         | 960 (37.8")         | 430 (16.9")         |
| SYD10/54 | two door cupboard | 1795 (70.5")         | 1712 (67.4")         | 960 (37.8")         | 430 (16.9")         |
| SYD10/6  | two door cupboard | 1947 (76.5")         | 1864 (73.4")         | 960 (37.8")         | 430 (16.9")         |

Top panel is 472mm (18.6") deep. Two door cupboards are supplied empty, see page 44 for internal options  
Height is adjustable up to 24mm (1") in total



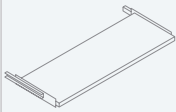
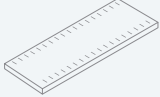
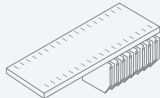

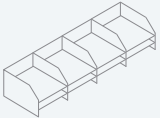
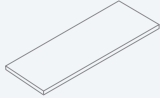
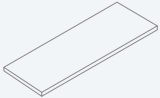
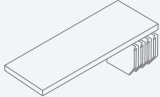


1000mm (39.4") wide, 600mm (23.6") deep ventilated two door cupboards Performance  

| Code      | Description                                      | External Height (mm) | Internal height (mm) | Internal width (mm) | Internal depth (mm) |
|-----------|--|----------------------|----------------------|---------------------|---------------------|
| SYD10/6/C | ventilated doors (includes shelf with coat rail) | 1947 (76.5")         | 1864 (73.4")         | 960 (37.8")         | 562 (22.1")         |

Height is adjustable up to 24mm (1") in total

SystemFile cupboard internal options

Internal options

| Internals   | Code                   | Description  | Width (mm)                  | Drawer/shelf capacity (kg) |
|---|------------------------|--|-----------------------------|----------------------------|
|    | BIC08DRSPS             | roll-out shelf   | 800 (31.5")                 | 25                         |
|   | BIC10DRSPS             |  | 1000 (39.4")                | 25                         |
|    | BIC08SSPDPS:T5         | slotted shelf – 27.5mm (1") thick<br>slotted for plastic dividers allow 27.5mm (1") for the shelf, plus an allowance for the maximum height to be stored or 152mm (6") for dividers  | 800 (31.5")                 | 65                         |
|   | BIC10SSPDPS:T5         |  | 1000 (39.4")                | 65                         |
|    | BIC08SSUPDPS:T5        | slotted shelf with undershelf filing – 27.5mm (1") thick<br>slotted for plastic dividers allow 27.5mm (1") for the shelf, plus an allowance for the maximum height to be stored or 152mm (6") for dividers and 286mm (11.2") for conventional filing pockets | 800 (31.5")                 | 65                         |
|   | BIC10SSUPDPS:T5        |  | 1000 (39.4")                | 65                         |
|    | SHDV65P5PS             | plastic shelf dividers (5 pack)<br>allow 152mm (6") for height of dividers   | -                           | -                          |
|    | PGNHLESET              | pigeon hole set<br>Pigeon hole set contains: 5 plastic dividers, 8 plastic intermediate shelves and 4 plastic back plates (slotted shelf not included) allow 152mm (6") for height of dividers   | -                           | -                          |
|   | BIC08NBSPS             | narrow basic shelf – 25mm (1") thick<br>allow 25mm (1") for the shelf, plus an allowance for the maximum height to be stored on the shelf  | 800 (31.5")                 | 65                         |
|   | BIC10NBSPS             |  | 1000 (39.4")                | 70                         |
|  | BIC08BSPS:T5           | basic shelf – 27.5mm (1.1") thick<br>allow 27.5mm (1") for the shelf, plus an allowance for the maximum height to be stored on the shelf   | 800 (31.5")                 | 70                         |
|   | BIC10BSPS:T5           |  | 1000 (39.4")                | 70                         |
|  | BIC08BSUPS             | basic shelf with undershelf filing – 27.5mm (1.1") thick<br>allow 27.5mm (1") for the shelf and 285mm (11.2") below for filing pockets, plus an allowance for the maximum height to be stored on the shelf   | 800 (31.5")                 | 70                         |
|   | BIC10BSUPS             |  | 1000 (39.4")                | 70                         |
|  | BIC08FBPS<br>BIC10FBPS | file bar (1 needed per drawer)   | 800 (31.5")<br>1000 (39.4") | -                          |
|  | BIC08CRPS              | shelf with coat rail front to back   | 800 (31.5")                 | 45                         |
|   | BIC10CRPS              |  | 1000 (39.4")                | 45                         |

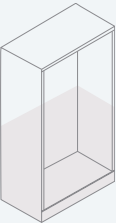
SystemFile cupboard internal options

Internal options

| Internals   | Code                     | Description  | Width (mm)                  | Drawer/shelf capacity (kg) |
|---|--------------------------|--|-----------------------------|----------------------------|
|  | BIC08LRPS                | lateral rail<br>allow 286mm (11.2") for conventional filing pockets and 304mm (12") for computer printout binders  | 800 (31.5")                 | 40                         |
|   | BIC10LRPS                |  | 1000 (39.4")                | 60                         |
|  | BICCRPS                  | cross rails (pair) for front to back suspension<br>filing in filing frames and roll-out filing frames (one pair required for each row of front to back filing) | -                           | -                          |
|  | BIC08RFAPS               | roll-out filing frame<br>allow 286mm (11.2") for conventional filing pockets and 304mm (12") for computer printout binders                                     | 800 (31.5")                 | -                          |
|   | BIC10RFAPS               |  | 1000 (39.4")                | -                          |
|  | CTCSH086PS<br>CTCSH106PS | Basic shelf for coat cupboard<br>600mm (23.6") depth   | 800 (31.5")<br>1000 (39.4") | -                          |
|  | MSDIV431P2               | steel shelf dividers (clip on design)<br>Allow for 210mm (8.3") for height of dividers, pack of two dividers a left and right hand.                            | -                           | -                          |

All interior components are supplied in black

Safety warning



Roll out fitments must only be fitted in the bottom half of any Bisley Storage unit.

←

With exception of units over 2000mm (78.7") where no more than 3 roll outs are recommended.

- For your Safety ensure that:
1. Storage cupboards are positioned on a level floor surface.
  2. All roll-out accessories are fitted in the lower half of the unit.
  3. If more than one roll-out is used, the supplied interlock should be fitted.
  4. No roll-out fitments are stood or leaned on.
  5. All fitments are installed from the base upwards.
- Consult your Bisley Dealer if in any doubt.

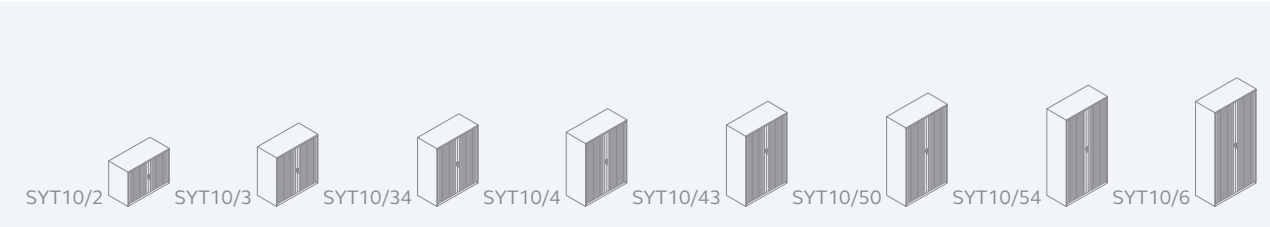
SystemFile tambour units



800mm (31.5") wide, 470mm (18.5") deep tambour units Performance

| Code       | Description    | Exterior height (mm) | Internal height (mm) | Internal width (mm) | Internal depth (mm) |
|------------|----------------|----------------------|----------------------|---------------------|---------------------|
| SYT08/2.*  | single tambour | 693 (27.3")          | 610 (24")            | 710 (28")           | 432 (17")           |
| SYT08/3.*  | single tambour | 997 (39.2")          | 914 (36")            | 710 (28")           | 432 (17")           |
| SYT08/34.* | single tambour | 1149 (45.2")         | 1066 (42")           | 710 (28")           | 432 (17")           |
| SYT08/4.*  | single tambour | 1301 (51.2")         | 1218 (48")           | 710 (28")           | 432 (17")           |
| SYT08/43.* | single tambour | 1415 (55.7")         | 1332 (52.4")         | 710 (28")           | 432 (17")           |

\* Add digits for shutter colours available in light grey (1), dark grey (9), black (5), cream (2), white (EW), silver (SL)\*\*, maple (MP)\*\* and beech (BC)\*\*  
Top panel is 472mm (18.5") deep. Tambour cupboards are supplied empty, see page 48 for internal fitments

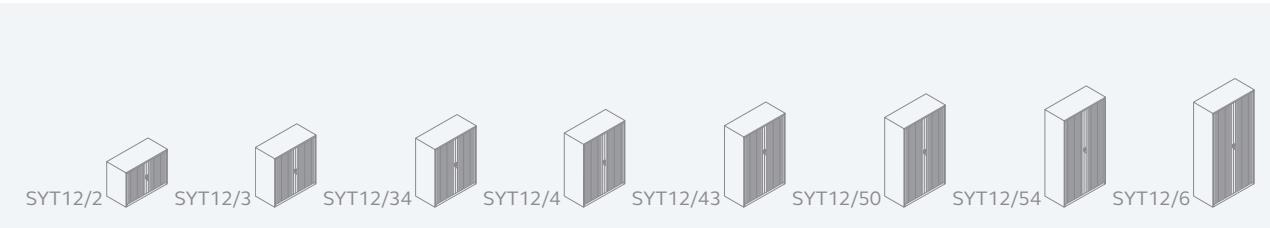


1000mm (39.4") wide, 470mm (18.5") deep tambour units Performance

| Code       | Description    | Exterior height (mm) | Internal height (mm) | Internal width (mm) | Internal depth (mm) |
|------------|----------------|----------------------|----------------------|---------------------|---------------------|
| SYT10/2.*  | double tambour | 693 (27.3")          | 610 (24")            | 870 (34.3")         | 432 (17")           |
| SYT10/3.*  | double tambour | 997 (39.2")          | 914 (36")            | 870 (34.3")         | 432 (17")           |
| SYT10/34.* | double tambour | 1149 (45.2")         | 1066 (42")           | 870 (34.3")         | 432 (17")           |
| SYT10/4.*  | double tambour | 1301 (51.2")         | 1218 (48")           | 870 (34.3")         | 432 (17")           |
| SYT10/43.* | double tambour | 1415 (55.7")         | 1332 (52.4")         | 870 (34.3")         | 432 (17")           |
| SYT10/50.* | double tambour | 1643 (64.7")         | 1560 (61.4")         | 870 (34.3")         | 432 (17")           |
| SYT10/54.* | double tambour | 1795 (70.7")         | 1712 (67.4")         | 870 (34.3")         | 432 (17")           |
| SYT10/6.*  | double tambour | 1947 (76.6")         | 1864 (73.4")         | 870 (34.3")         | 432 (17")           |

\* Add digits for shutter colours available in light grey (1), dark grey (9), black (5), cream (2), white (EW), silver (SL)\*\*, maple (MP)\*\* and beech (BC)\*\*  
Top panel is 472mm (18.5") deep. Tambour cupboards are supplied empty, see page 48 for internal fitments

SystemFile tambour units

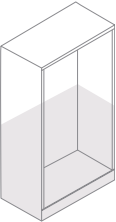


1200mm (47.2") wide, 470mm (18.5") deep tambour units Performance

| Code       | Description    | Exterior height (mm) | Internal height (mm) | Internal width (mm) | Internal depth (mm) |
|------------|----------------|----------------------|----------------------|---------------------|---------------------|
| SYT12/2.*  | double tambour | 693 (27.3")          | 610 (24")            | 1070 (42.1")        | 432 (17")           |
| SYT12/3.*  | double tambour | 997 (39.2")          | 914 (36")            | 1070 (42.1")        | 432 (17")           |
| SYT12/34.* | double tambour | 1149 (45.2")         | 1066 (42")           | 1070 (42.1")        | 432 (17")           |
| SYT12/4.*  | double tambour | 1301 (51.2")         | 1218 (48")           | 1070 (42.1")        | 432 (17")           |
| SYT12/43.* | double tambour | 1415 (55.7")         | 1332 (52.4")         | 1070 (42.1")        | 432 (17")           |
| SYT12/50.* | double tambour | 1643 (64.7")         | 1560 (61.4")         | 1070 (42.1")        | 432 (17")           |
| SYT12/54.* | double tambour | 1795 (70.7")         | 1712 (67.4")         | 1070 (42.1")        | 432 (17")           |
| SYT12/6.*  | double tambour | 1947 (76.6")         | 1864 (73.4")         | 1070 (42.1")        | 432 (17")           |

\* Add digits for shutter colours available in light grey (1), dark grey (9), black (5), cream (2), white (EW), silver (SL)\*\*, maple (MP)\*\* and beech (BC)\*\*  
Top panel is 472mm (18.5") deep. Tambour cupboards are supplied empty, see page 48 for internal fitments

Safety warning



Roll out fitments must only be fitted in the bottom half of any Bisley Storage unit.

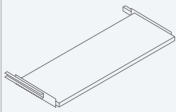
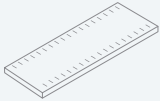
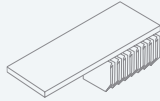

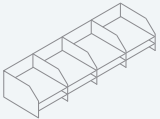
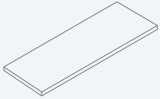
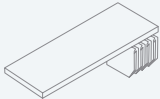
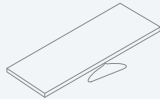
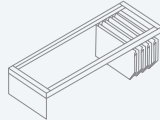

←

With exception of units over 2000mm (78.7") where no more than 3 roll outs are recommended.

- For your Safety ensure that:
1. Storage cupboards are positioned on a level floor surface.
  2. All roll-out accessories are fitted in the lower half of the unit.
  3. If more than one roll-out is used, the supplied interlock should be fitted.
  4. No roll-out fitments are stood or leaned on.
  5. All fitments are installed from the base upwards.
- Consult your Bisley Dealer if in any doubt.



SystemFile tambour internal options

Internal options

| Internals   | Code            | Description  | Width (mm)   | Drawer/shelf capacity (kg) |
|---|-----------------|--|--------------|----------------------------|
|    | BIT08RSPS       | roll-out reference shelf (tambours only)<br>please note that these are not designed for storage, but are ideal as reference shelves allow 38mm (1.5") for the shelf  | 800 (31.5")  | 25                         |
|   | BIT10RSPS       |  | 1000 (39.4") | 25                         |
|   | BIT12RSPS       |  | 1200 (47.2") | 25                         |
|    | BIT08SSPDPS:T5  | slotted shelf – 27.5mm (1") thick<br>slotted for plastic dividers allow 27.5mm (1.1") for the shelf, plus an allowance for the maximum height to be stored or 152mm (6") for dividers  | 800 (31.5")  | 65                         |
|   | BIT10SSPDPS:T5  |  | 1000 (39.4") | 65                         |
|   | BIT12SSPDPS:T5  |  | 1200 (47.2") | 60                         |
|    | BIT08SSUPDPS:T5 | slotted shelf with undershelf filing – 27.5mm (1") thick<br>slotted for plastic dividers allow 27.5mm (1") for the shelf, plus an allowance for the maximum height to be stored or 152mm (6") for dividers and 286mm (11.2") for conventional filing pockets | 800 (31.5")  | 65                         |
|   | BIT10SSUPDPS:T5 |  | 1000 (39.4") | 65                         |
|   | BIT12SSUPDPS:T5 |  | 1200 (47.2") | 60                         |
|    | SHDV65P5PS      | plastic shelf dividers (5 pack)<br>allow 152mm (6") for height of dividers   | -            | -                          |
|    | PGNHLESET       | pigeon hole set<br>Pigeon hole set contains: 5 plastic dividers, 8 plastic intermediate shelves and 4 plastic back plates (slotted shelf not included) allow 152mm (6") for height of dividers   | -            | -                          |
|   | BIT08BSPS:T5    | narrow basic shelf – 25mm (1") thick<br>allow 25mm (1") for the shelf, plus an allowance for the maximum height to be stored on the shelf  | 800 (31.5")  | 70                         |
|   | BIT10BSPS:T5    |  | 1000 (39.4") | 70                         |
|   | BIT12BSPS:T5    |  | 1200 (47.2") | 65                         |
|  | BIT08BSUPS      | basic shelf with undershelf filing – 27.5mm (1") thick<br>allow 27.5mm (1") for the shelf and 285mm (11.2") below for filing pockets, plus an allowance for the maximum height to be stored on the shelf   | 800 (31.5")  | 70                         |
|   | BIT10BSUPS      |  | 1000 (39.4") | 70                         |
|   | BIT12BSUPS      |  | 1200 (47.2") | 65                         |
|  | BIT08CRPS       | shelf with coat rail front to back   | 800 (31.5")  | 45                         |
|   | BIT10CRPS       |  | 1000 (39.4") | 45                         |
|   | BIT12CRPS       |  | 1200 (47.2") | 45                         |
|  | BIT08LRPS       | lateral rail adjustable range 190-330mm (13.0") (7.5-13")  | 800 (31.5")  | 40                         |
|   | BIT10LRPS       |  | 1000 (39.4") | 40                         |
|   | BIT12LRPS       |  | 1200 (47.2") | 45                         |
|  | BITCRPS         | cross rails (pair) for front to back suspension<br>filing in filing frames and roll-out filing frames (one pair required for each row of front to back filing)   | -            | -                          |

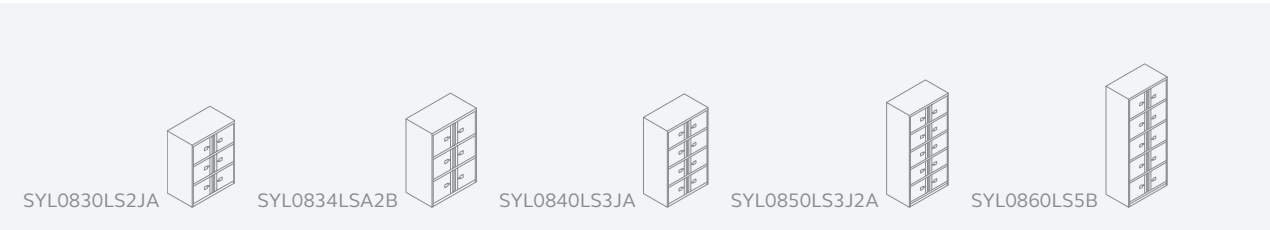
SystemFile tambour internal options

Internal options

| Internals   | Code       | Description                           | Width (mm)   | Drawer internal width (mm) | Drawer internal depth (mm) | Drawer/shelf capacity (kg) |
|---|------------|---------------------------------------|--------------|----------------------------|----------------------------|----------------------------|
|  | BIT08RFAPS | roll-out filing frame                 | 800 (31.5")  | -                          | -                          | -                          |
|   | BIT10RFAPS |                                       | 1000 (39.4") |                            |                            |                            |
|   | BIT12RFAPS |                                       | 1200 (47.2") |                            |                            |                            |
|  | BIT08RDAPS | roll-out 101.6mm (4") drawer          | 800 (31.5")  | 830 (32.7")                | 380 (15")                  | 45                         |
|   | BIT10RDAPS |                                       | 1000 (39.4") |                            |                            | 45                         |
|   | BIT12RDAPS |                                       | 1200 (47.2") |                            |                            | 45                         |
|  | BIAD4P3PS  | 101.6mm (4") drawer dividers (3 pack) | -            | -                          | -                          | -                          |
|  | BIACB08PS  | counterbalance*                       | 800 (31.5")  | -                          | -                          | -                          |
|   | BIACB10PS  |                                       | 1000 (39.4") |                            |                            |                            |
|   | BIACB12PS  |                                       | 1200 (47.2") |                            |                            |                            |
|  | MSDIV431P2 | steel shelf dividers (clip on design) | -            | -                          | -                          | -                          |

All interior components are supplied in black  
\* Recommended for all units up to 1300mm (51") in height  
\*\* Pigeon hole set contains: 5 plastic dividers, 8 plastic intermediate shelves and 4 plastic back plates (slotted shelf not included)

SystemFile lodges

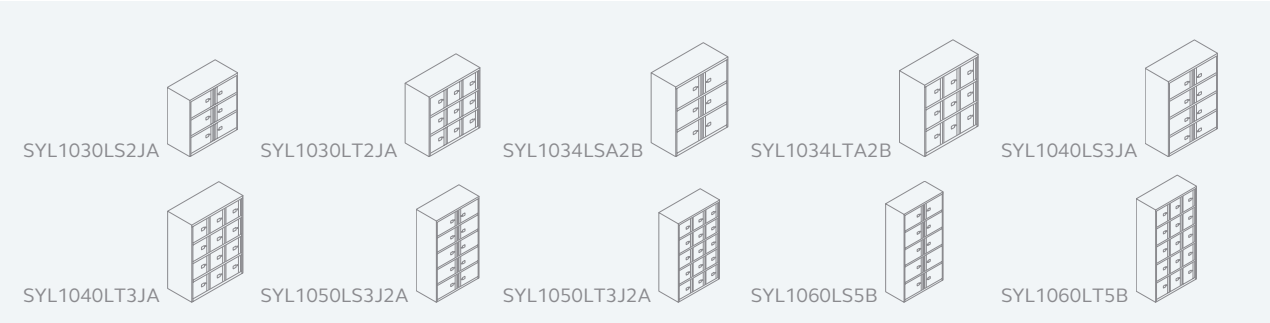


800mm (31.5") wide, 470mm (18.5") deep lodges

Performance

| Code          | Description   | Height (mm)  | Internal depth (mm) |
|---------------|---|--------------|---------------------|
| SYL0830LS2JA  | 2 x pairs of 266.7mm (10.5") + 1 x pair of 304.8mm (12") doors  | 997 (39.2")  | 425 (16.7")         |
| SYL0834LSA2B  | 1 x pair of 304.8mm (12") + 2 x pair of 342.9mm (13.5") doors   | 1149 (45.2") | 425 (16.7")         |
| SYL0840LS3JA  | 3 x pairs of 266.7mm (10.5") + 1 x pair of 304.8mm (12") doors  | 1301 (51.2") | 425 (16.7")         |
| SYL0850LS3J2A | 3 x pairs of 266.7mm (10.5") + 2 x pairs of 304.8mm (12") doors | 1643 (64.7") | 425 (16.7")         |
| SYL0860LS5B   | 5 x pairs of 342.9mm (13.5") doors                              | 1947 (76.7") | 425 (16.7")         |

Internal compartment depth for all SystemFile lodges are 446mm  
Height is adjustable up to 24mm (1") in total



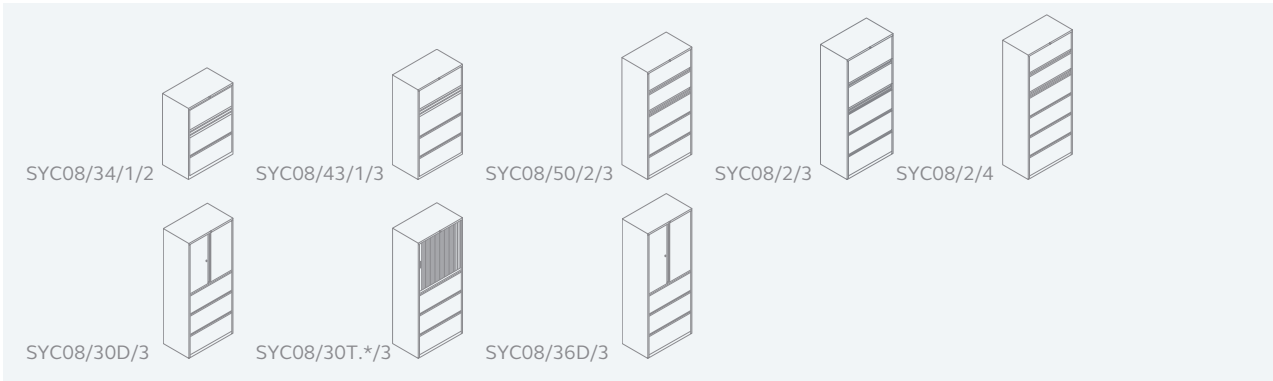
1000mm (39.4") wide, 470mm (18.5") deep lodges

Performance

| Code          | Description   | Height (mm)  | Internal depth (mm) |
|---------------|---|--------------|---------------------|
| SYL1030LS2JA  | 2 x pairs of 266.7mm (10.5") + 1 x pair of 304.8mm (12") doors  | 997 (39.2")  | 425 (16.7")         |
| SYL1030LT2JA  | 6 x 266.7mm (10.5") + 3 x 304.8mm (12") doors                   | 997 (39.2")  | 425 (16.7")         |
| SYL1034LSA2B  | 1 x pair of 304.8mm (12") + 2 x pair of 342.9mm (13.5") doors   | 1149 (45.2") | 425 (16.7")         |
| SYL1034LTA2B  | 3 x 304.8mm (12") + 6 x 342.9mm (13.5") doors                   | 1149 (45.2") | 425 (16.7")         |
| SYL1040LS3JA  | 3 x pairs of 266.7mm (10.5") + 1 x pair of 304.8mm (12") doors  | 1301 (51.2") | 425 (16.7")         |
| SYL1040LT3JA  | 9 x 266.7mm (10.5") + 3 x 304.8mm (12") doors                   | 1301 (51.2") | 425 (16.7")         |
| SYL1050LS3J2A | 3 x pairs of 266.7mm (10.5") + 2 x pairs of 304.8mm (12") doors | 1643 (64.7") | 425 (16.7")         |
| SYL1050LT3J2A | 9 x 266.7mm (10.5") + 6 x 304.8mm (12") doors                   | 1643 (64.7") | 425 (16.7")         |
| SYL1060LS5B   | 5 x pairs of 342.9mm (13.5") doors                              | 1947 (76.7") | 425 (16.7")         |
| SYL1060LT5B   | 15 x 342.9mm (13.5") doors                                      | 1947 (76.7") | 425 (16.7")         |

Internal compartment depth for all SystemFile lodges are 446mm  
Height is adjustable up to 24mm (1") in total

SystemFile combination units



800mm (31.5") wide, 470mm (18.5") deep

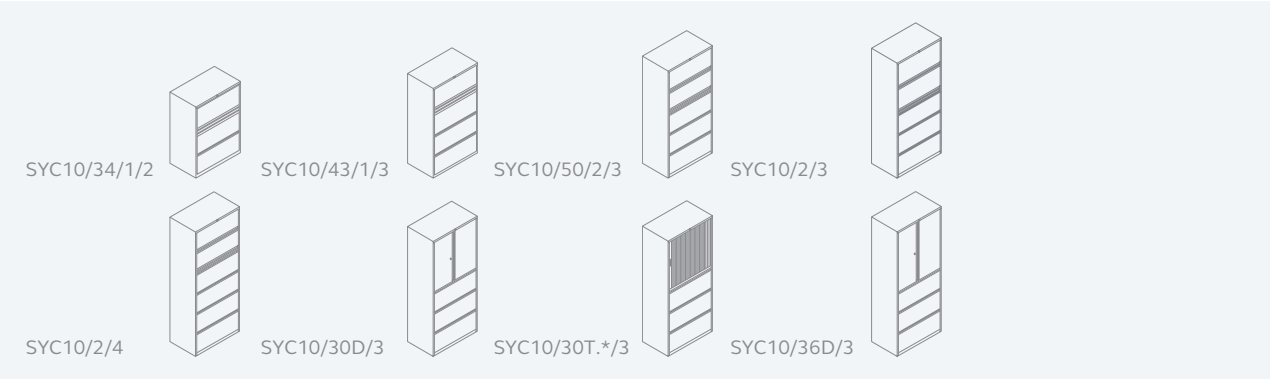
Performance

| Code          | Description   | Height (mm)  | Drawer/shelf capacity (kg) |
|---------------|---|--------------|----------------------------|
| SYC08/34/1/2  | 1 x 419.1mm (16.5") flipper, 2 drawers & counterbalance               | 1149 (45.2") | 45                         |
| SYC08/43/1/3  | 1 x 381mm (15") flipper, 3 drawers & counterbalance                   | 1415 (55.7") | 45                         |
| SYC08/50/2/3  | 2 x 304.8mm (12") flippers, lateral rails, 3 drawers & counterbalance | 1643 (64.7") | 45                         |
| SYC08/2/3     | 2 x 381mm (15") flippers, shelf & 3 drawers                           | 1795 (70.5") | 45                         |
| SYC08/2/4     | 2 x 304.8mm (12") flippers, lateral rails & 4 drawers                 | 1947 (76.5") | 45                         |
| SYC08/30D/3   | 762mm (30") doors, 1 adjustable shelf & 3 drawers                     | 1795 (70.5") | 45                         |
| SYC08/30T.*/3 | 762mm (30") tambour, 1 adjustable shelf & 3 drawers                   | 1795 (70.5") | 45                         |
| SYC08/36D/3   | 914.4mm (36") doors, 1 adjustable shelf & 3 drawers                   | 1947 (76.5") | 45                         |

\* Add digits for shutter colours available in light grey (1), dark grey (9), black (5), cream (2), white (EW), silver (SL)\*\*, beech (BC)\*\* and Maple (MP)\*\*  
Top panel is 472mm (18.5") deep. All drawers include file bars and cross rails as required. Adjustable levelling feet fitted as standard  
Height is adjustable up to 24mm (1") in total



SystemFile combination units



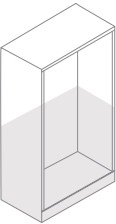
1000mm (39.4") wide, 470mm (18.5") deep

Performance

| Code          | Description   | Height (mm)  | Drawer/shelf capacity (kg) |
|---------------|---|--------------|----------------------------|
| SYC10/34/1/2  | 1 x 419.1mm (16.5") flipper, 2 drawers & counterbalance               | 1149 (45.2") | 45                         |
| SYC10/43/1/3  | 1 x 381mm (15") flipper, 3 drawers & counterbalance                   | 1415 (55.7") | 45                         |
| SYC10/50/2/3  | 2 x 304.8mm (12") flippers, lateral rails, 3 drawers & counterbalance | 1643 (64.7") | 45                         |
| SYC10/2/3     | 2 x 381mm (15") flippers, shelf & 3 drawers                           | 1795 (70.5") | 45                         |
| SYC10/2/4     | 2 x 304.8mm (12") flippers, lateral rails & 4 drawers                 | 1947 (76.5") | 45                         |
| SYC10/30D/3   | 762mm (30") doors, 1 adjustable shelf & 3 drawers                     | 1795 (70.5") | 45                         |
| SYC10/30T.*/3 | 762mm (30") tambour, 1 adjustable shelf & 3 drawers                   | 1795 (70.5") | 45                         |
| SYC10/36D/3   | 914.4mm (36") doors, 1 adjustable shelf & 3 drawers                   | 1947 (76.5") | 45                         |

\* Add digits for shutter colours available in light grey (1), dark grey (9), black (5), cream (2), white (EW), silver (SL)\*\*, beech (BC)\*\* and Maple (MP)\*\*  
Top panel is 472mm (18.5") deep. All drawers include file bars and cross rails as required. Adjustable levelling feet fitted as standard  
Height is adjustable up to 24mm (1") in total

Safety warning



Roll out fitments must only be fitted in the bottom half of any Bisley Storage unit.

←

With exception of units over 2000mm (78.7") where no more than 3 roll outs are recommended.

For your Safety ensure that:

1. Storage cupboards are positioned on a level floor surface.
2. All roll-out accessories are fitted in the lower half of the unit.
3. If more than one roll-out is used, the supplied interlock should be fitted.
4. No roll-out fitments are stood or leaned on.
5. All fitments are installed from the base upwards.

Consult your Bisley Dealer if in any doubt.

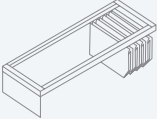

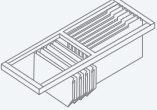

SystemFile combination unit internal options

Internal options

| Internals | Code                               | Description  | Width (mm)                  | Drawer/shelf capacity (kg) |
|-----------|------------------------------------|--|-----------------------------|----------------------------|
|           | BIC08DRSPS<br>BIC10DRSPS           | roll-out shelf   | 800 (31.5")<br>1000 (39.4") | 25<br>25                   |
|           | BIC08SSPDPS:T5<br>BIC10SSPDPS:T5   | slotted shelf – 27.5mm (1") thick<br>slotted for plastic dividers<br>allow 27.5mm (1") for the shelf, plus an allowance for the maximum height to be stored or 152mm (6") for dividers   | 800 (31.5")<br>1000 (39.4") | 65<br>65                   |
|           | BIC08SSUPDPS:T5<br>BIC10SSUPDPS:T5 | slotted shelf with undershelf filing – 27.5mm (1") thick<br>slotted for plastic dividers<br>allow 25mm (1") for the shelf, plus an allowance for the maximum height to be stored or 152mm (6") and 286mm (11.2") for conventional filing pockets | 800 (31.5")<br>1000 (39.4") | 65<br>65                   |
|           | SHDV65P5PS                         | plastic shelf dividers (5 pack)<br>allow 152mm (6") for height of dividers   | -                           | -                          |
|           | PGNHLESET                          | pigeon hole set<br>Pigeon hole set contains: 5 plastic dividers, 8 plastic intermediate shelves and 4 plastic back plates (slotted shelf not included) allow 152mm (6") for height of dividers   | -                           | -                          |
|           | BIC08NBSPS<br>BIC10NBSPS           | narrow basic shelf (for use behind flipper) – 25mm (1") thick<br>allow 25mm (1") for the shelf, plus an allowance for the maximum height to be stored on the shelf   | 800 (31.5")<br>1000 (39.4") | 65<br>70                   |
|           | BIC08BSPS:T5<br>BIC10BSPS:T5       | basic shelf – 27.5mm (1") thick<br>allow 27.5mm (1") for the shelf, plus an allowance for the maximum height to be stored on the shelf.  | 800 (31.5")<br>1000 (39.4") | 70<br>70                   |
|           | BIC08BSUPS<br>BIC10BSUPS           | basic shelf with undershelf filing – 27.5mm (1") thick<br>allow 25mm (1") for the shelf and 285mm (11.2") below for filing pockets, plus an allowance for the maximum height to be stored on the shelf.  | 800 (31.5")<br>1000 (39.4") | 70<br>70                   |
|           | BIC08FBPS<br>BIC10FBPS             | file bar (1 needed per drawer)   | 800 (31.5")<br>1000 (39.4") | -                          |
|           | BIC08CRPS<br>BIC10CRPS             | shelf with coat rail front to back   | 800 (31.5")<br>1000 (39.4") | 45<br>45                   |
|           | BIC08LRFPS<br>BIC10LRFPS           | lateral rail for 304.8mm (12") flipper door  | 800 (31.5")<br>1000 (39.4") | 25<br>30                   |

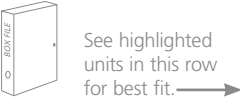
SystemFile combination unit internal options

Internal options

| Internals   | Code                                    | Description  | Width (mm)                  | Drawer/shelf capacity (kg) |
|---|---|--|-----------------------------|----------------------------|
|  | BIC08LRPS<br>BIC10LRPS                  | lateral rail<br>allow 286mm (11.2") for conventional filing<br>pockets and 304mm (12") for computer printout<br>binders  | 800 (31.5")<br>1000 (39.4") | 40<br>60                   |
|  | BITCRPS (tambour)<br>BICCRPS (cupboard) | cross rails (pair) for front to back filing<br>(also specify file bars as required, one pair of cross<br>rails is required for each row of front to back filing) | -                           | -                          |
|  | BIC08RFAPS<br>BIC10RFAPS                | roll-out filing frame<br>allow 286mm (11.2") for conventional filing<br>pockets and 304mm (12") for computer printout<br>binders                                 | 800 (31.5")<br>1000 (39.4") | -                          |
|  | MSDIV431P2                              | steel shelf dividers (clip on design)<br>Allow for 210mm (8.3") for height of dividers, pack<br>of two dividers a left and right hand.                           | -                           | -                          |

All interior components are supplied in black  
\*\* Pigeon hole set contains: 5 plastic dividers, 8 plastic intermediate shelves and 4 plastic back plates (slotted shelf not included)

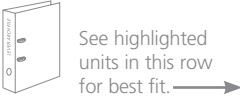
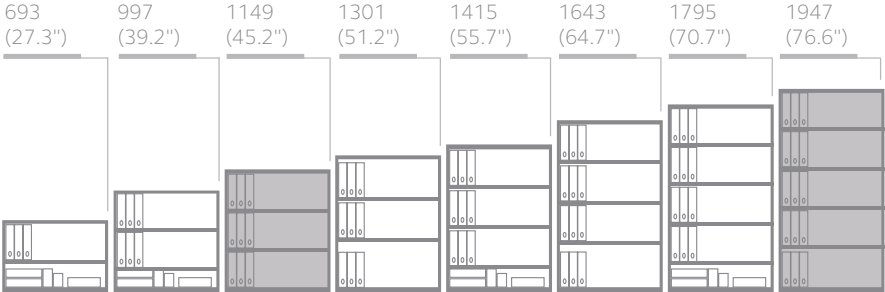
SystemFile vertical capacities



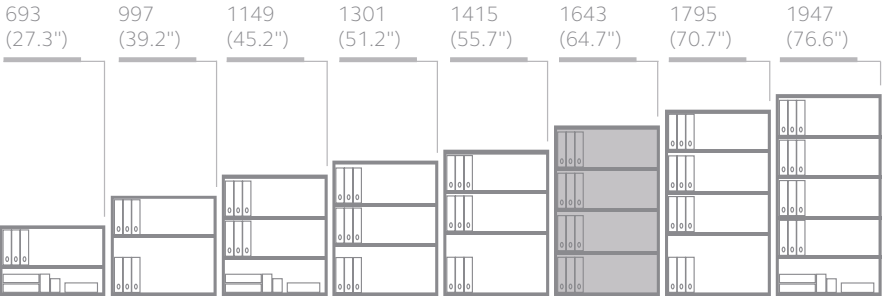
| A4 boxfile |             |
|------------|-------------|
| Height     | 337 (13.3") |
| Width      | 75 (3")     |
| Depth      | 265 (10.4") |



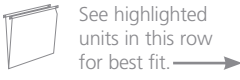
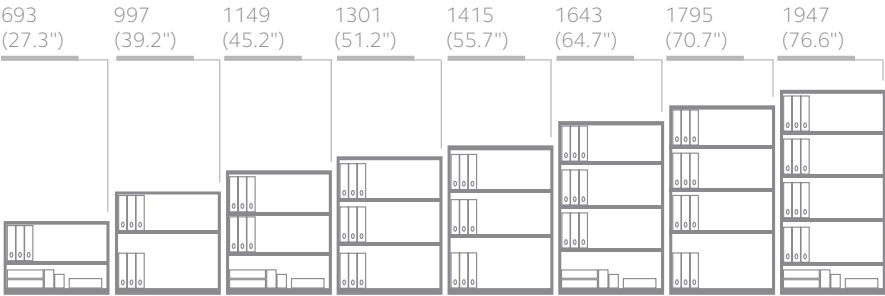
| A4 leverarch |            |
|--------------|------------|
| Height       | 318(12.5") |
| Width        | 75 (3")    |
| Depth        | 280 (11")  |



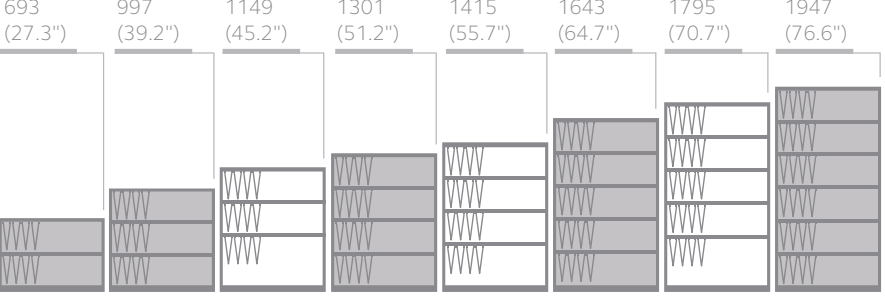
| Foolscap leverarch |             |
|--------------------|-------------|
| Height             | 350 (13.8") |
| Width              | 75 (3")     |
| Depth              | 285 (11.2") |



| Foolscap boxfile |             |
|------------------|-------------|
| Height           | 368 (14.5") |
| Width            | 75 (3")     |
| Depth            | 265 (10.4") |

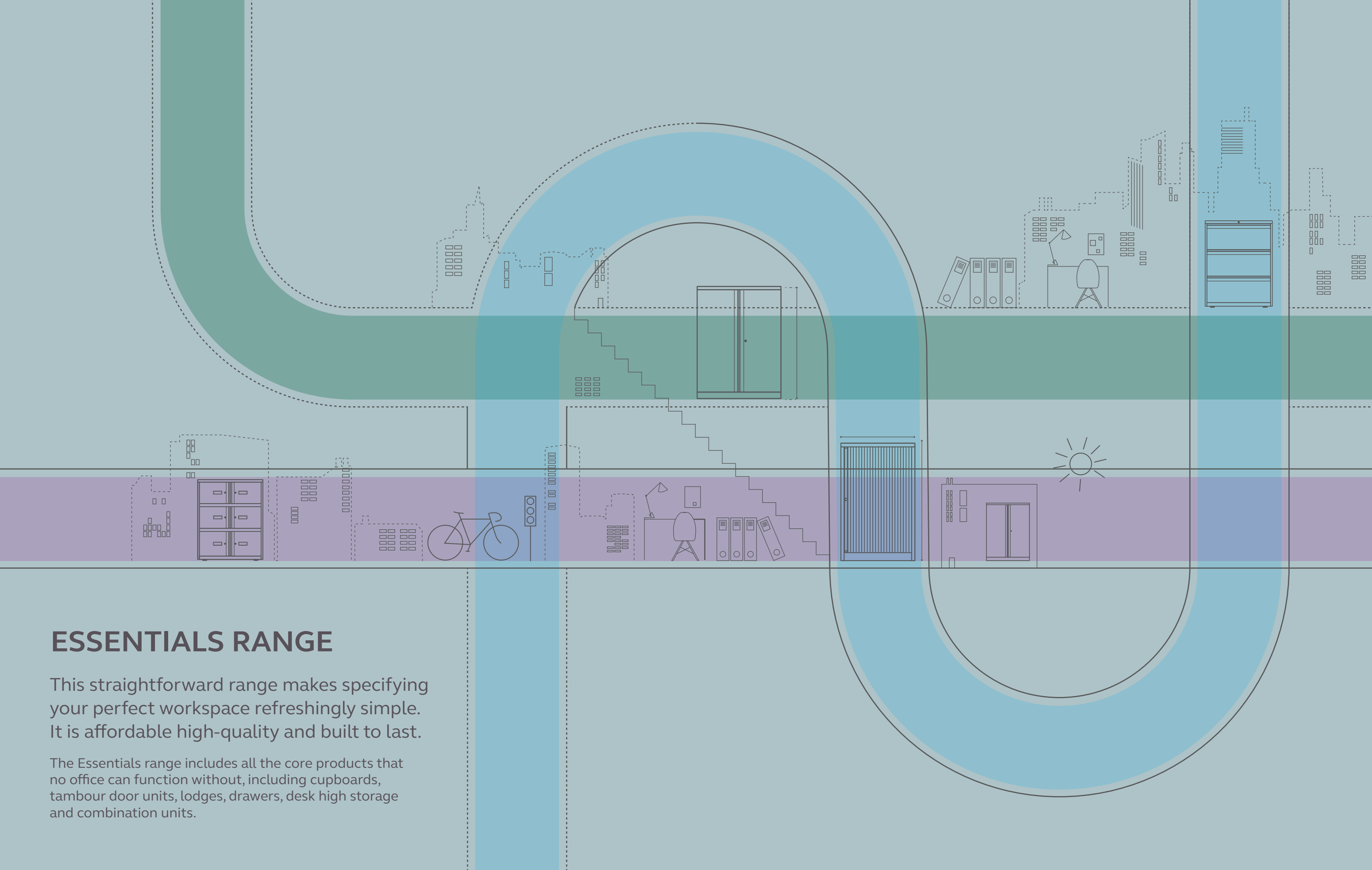


| LateralFiles |             |
|--------------|-------------|
| Height       | 275 (10.8") |
| Width        | 75 (3")     |
| Depth        | 330 (13")   |



Soft storage products may differ between manufacturers.






# ESSENTIALS RANGE

This straightforward range makes specifying your perfect workspace refreshingly simple. It is affordable high-quality and built to last.

The Essentials range includes all the core products that no office can function without, including cupboards, tambour door units, lodges, drawers, desk high storage and combination units.

Essentials drawer units



800mm (31.5") wide, 470mm (18.5") deep desk high drawers Classic  

| Code       | Description   | Height (mm) | Drawer internal height (mm) | Drawer internal width (mm) | Drawer internal depth (mm) |
|------------|---|-------------|-----------------------------|----------------------------|----------------------------|
| YESFDH0807 | drawer unit 1 x 304.8mm (12") & 1 x 342.9mm (13.5") drawers | 718 (28.3") | 255 (10")/ 292 (11.5")      | 723 (28.5")                | 409 (16.1")                |

Height is adjustable up to 8mm (0.3") in total




800mm (31.5") wide, 470mm (18.5") deep Classic  

| Code     | Description                                     | Height (mm)  | Drawer internal height (mm) | Drawer internal width (mm) | Drawer internal depth (mm) |
|----------|---|--------------|-----------------------------|----------------------------|----------------------------|
| YESF0807 | 2 x 304.8mm (12") drawers                       | 693 (27.3")  | 255 (10")                   | 723 (28.5")                | 409 (16.1")                |
| YESF0810 | 3 x 304.8mm (12") drawers                       | 1000 (39.4") | 255 (10")                   | 723 (28.5")                | 409 (16.1")                |
| YESF0812 | 1 x 266.7mm (10.5") & 3 x 304.8mm (12") drawers | 1270 (50")   | 237 (9.3")/ 255 (10")       | 723 (28.5")                | 409 (16.1")                |
| YESF0813 | 4 x 304.8mm (12") drawers                       | 1300 (51.2") | 255 (10")                   | 723 (28.5")                | 409 (16.1")                |

Height is adjustable up to 24mm (1") in total


Essentials drawer units



1000mm (39.4") wide, 470mm (18.5") deep desk high drawers Classic  

| Code       | Description   | Height (mm) | Drawer internal height (mm) | Drawer internal width (mm) | Drawer internal depth (mm) |
|------------|---|-------------|-----------------------------|----------------------------|----------------------------|
| YESFDH1007 | drawer unit 1 x 304.8mm (12") & 1 x 342.9mm (13.5") drawers | 718 (28.3") | 255 (10")/ 292 (11.5")      | 923 (36.3")                | 409 (16.1")                |

Height is adjustable up to 8mm (0.3") in total




1000mm (39.4") wide, 470mm (18.5") deep Classic  

| Code     | Description                                     | Height (mm)  | Drawer internal height (mm) | Drawer internal width (mm) | Drawer internal depth (mm) |
|----------|---|--------------|-----------------------------|----------------------------|----------------------------|
| YESF1007 | 2 x 304.8mm (12") drawers                       | 693 (27.3")  | 255 (10")                   | 923 (36.3")                | 409 (16.1")                |
| YESF1010 | 3 x 304.8mm (12") drawers                       | 1000 (39.4") | 255 (10")                   | 923 (36.3")                | 409 (16.1")                |
| YESF1012 | 1 x 266.7mm (10.5") & 3 x 304.8mm (12") drawers | 1270 (50")   | 237 (9.3")/ 255 (10")       | 923 (36.3")                | 409 (16.1")                |
| YESF1013 | 4 x 304.8mm (12") drawers                       | 1300 (51.2") | 255 (10")                   | 923 (36.3")                | 409 (16.1")                |

Height is adjustable up to 24mm (1") in total

Essentials cupboards

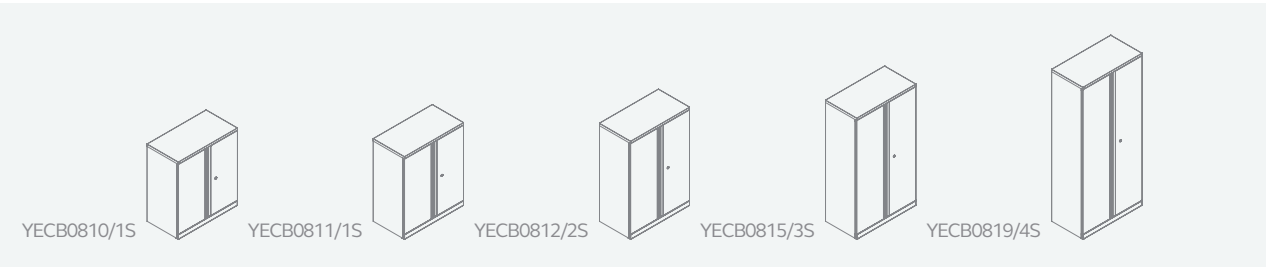


800mm (31.5") wide, 470mm (18.5") deep desk high cupboard

Classic

| Code          | Description        | External height (mm) | Internal height (mm) | Internal width (mm) | Internal depth (mm) |
|---------------|--------------------|----------------------|----------------------|---------------------|---------------------|
| YECB0807/1S   | cupboard + 1 shelf | 693 (27.3")          | 603 (23.7")          | 795 (31.3")         | 440 (17.3")         |
| YECBDH0807/1S | cupboard + 1 shelf | 718 (28.3")          | 663 (26.1")          | 720 (28.3")         | 445 (17.5")         |

Height is adjustable up to 8mm (0.3") in total  
Essentials desk high cupboards come as standard with one specific shelf and will not support any Essentials Internals



800mm (31.5") wide, 470mm (18.5") deep

Classic

| Code        | Description         | External height (mm) | Internal height (mm) | Internal width (mm) | Internal depth (mm) |
|-------------|---------------------|----------------------|----------------------|---------------------|---------------------|
| YECB0810    | empty cupboard      | 1000 (39.4")         | 910 (35.8")          | 795 (31.3")         | 440 (17.3")         |
| YECB0810/1S | including 1 shelf   | 1000 (39.4")         | 910 (35.8")          | 795 (31.3")         | 440 (17.3")         |
| YECB0811    | empty cupboard      | 1070 (42.1")         | 980 (38.6")          | 795 (31.3")         | 440 (17.3")         |
| YECB0811/1S | including 1 shelf   | 1070 (42.1")         | 980 (38.6")          | 795 (31.3")         | 440 (17.3")         |
| YECB0812    | empty cupboard      | 1270 (50")           | 1180 (46.5")         | 795 (31.3")         | 440 (17.3")         |
| YECB0812/2S | including 2 shelves | 1270 (50")           | 1180 (46.5")         | 795 (31.3")         | 440 (17.3")         |
| YECB0815    | empty cupboard      | 1570 (61.8")         | 1480 (58.3")         | 795 (31.3")         | 440 (17.3")         |
| YECB0815/3S | including 3 shelves | 1570 (61.8")         | 1480 (58.3")         | 795 (31.3")         | 440 (17.3")         |
| YECB0819    | empty cupboard      | 1970 (77.5")         | 1880 (74")           | 795 (31.3")         | 440 (17.3")         |
| YECB0819/4S | including 4 shelves | 1970 (77.5")         | 1880 (74")           | 795 (31.3")         | 440 (17.3")         |

Height is adjustable up to 24mm (1") in total

Essentials cupboards



914mm (36") wide, 470mm (18.5") deep

Classic

| Code        | Description         | External height (mm) | Internal height (mm) | Internal width (mm) | Internal depth (mm) |
|-------------|---------------------|----------------------|----------------------|---------------------|---------------------|
| YECB0910    | empty cupboard      | 1000 (39.4")         | 910 (35.8")          | 910 (35.8")         | 440 (17.3")         |
| YECB0910/1S | including 1 shelf   | 1000 (39.4")         | 910 (35.8")          | 910 (35.8")         | 440 (17.3")         |
| YECB0911    | empty cupboard      | 1070 (42.1")         | 980 (38.6")          | 910 (35.8")         | 440 (17.3")         |
| YECB0911/1S | including 1 shelf   | 1070 (42.1")         | 980 (38.6")          | 910 (35.8")         | 440 (17.3")         |
| YECB0912    | empty cupboard      | 1270 (50")           | 1180 (46.5")         | 910 (35.8")         | 440 (17.3")         |
| YECB0912/2S | including 2 shelves | 1270 (50")           | 1180 (46.5")         | 910 (35.8")         | 440 (17.3")         |
| YECB0915    | empty cupboard      | 1570 (61.8")         | 1480 (58.3")         | 910 (35.8")         | 440 (17.3")         |
| YECB0915/3S | including 3 shelves | 1570 (61.8")         | 1480 (58.3")         | 910 (35.8")         | 440 (17.3")         |
| YECB0919    | empty cupboard      | 1970 (77.5")         | 1880 (74")           | 910 (35.8")         | 440 (17.3")         |
| YECB0919/4S | including 4 shelves | 1970 (77.5")         | 1880 (74")           | 910 (35.8")         | 440 (17.3")         |



914mm (36") wide, 470mm (18.5") deep open fronted units

Classic

| Code          | Description                                 | External height (mm) | Internal height (mm) | Internal width (mm) | Internal depth (mm) |
|---------------|---|----------------------|----------------------|---------------------|---------------------|
| YECBOF0910/1S | open unit with no doors including 1 shelf   | 1000 (39.4")         | 910 (35.8")          | 910 (35.8")         | 440 (17.3")         |
| YECBOF0911/1S | open unit with no doors including 1 shelf   | 1070 (42.2")         | 980 (38.6")          | 910 (35.8")         | 440 (17.3")         |
| YECBOF0912/2S | open unit with no doors including 2 shelves | 1270 (50")           | 1180 (46.5")         | 910 (35.8")         | 440 (17.3")         |
| YECBOF0915/3S | open unit with no doors including 3 shelves | 1570 (61.8")         | 1480 (58.3")         | 910 (35.8")         | 440 (17.3")         |
| YECBOF0919/4S | open unit with no doors including 4 shelves | 1970 (77.5")         | 1880 (74")           | 910 (35.8")         | 440 (17.3")         |

Height is adjustable up to 24mm (1") in total

Essentials cupboards

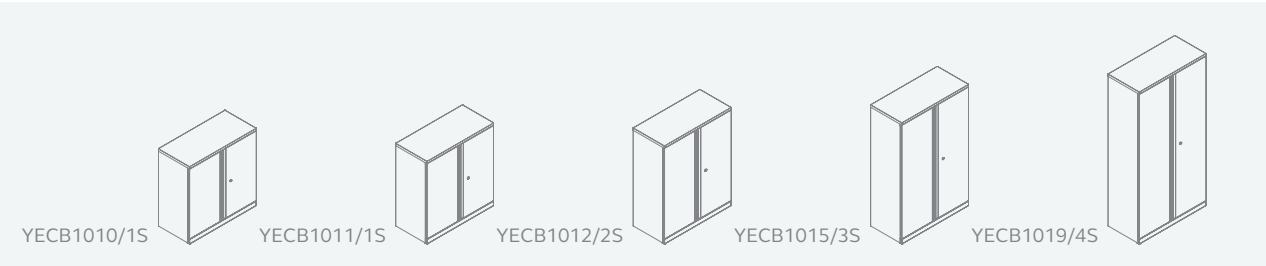


1000mm (39.4") wide, 470mm (18.5") deep desk high cupboard

Classic

| Code          | Description        | External height (mm) | Internal height (mm) | Internal width (mm) | Internal depth (mm) |
|---------------|--------------------|----------------------|----------------------|---------------------|---------------------|
| YECB1007/1S   | cupboard + 1 shelf | 693 (27.3")          | 603 (23.7")          | 995 (39.2")         | 440 (17.3")         |
| YECBDH1007/1S | cupboard + 1 shelf | 718 (28.3")          | 663 (26.1")          | 920 (36.2")         | 445 (17.5")         |

Height is adjustable up to 8mm (0.3") in total  
Essentials desk high cupboard come as standard with one specific shelf and will not support any Essentials Internals




1000mm (39.4") wide, 470mm (18.5") deep

Classic

| Code        | Description         | External height (mm) | Internal height (mm) | Internal width (mm) | Internal depth (mm) |
|-------------|---------------------|----------------------|----------------------|---------------------|---------------------|
| YECB1010    | empty cupboard      | 1000 (39.4")         | 910 (35.8")          | 995 (39.2")         | 440 (17.3")         |
| YECB1010/1S | including 1 shelf   | 1000 (39.4")         | 910 (35.8")          | 995 (39.2")         | 440 (17.3")         |
| YECB1011    | empty cupboard      | 1070 (42.1")         | 980 (38.6")          | 995 (39.2")         | 440 (17.3")         |
| YECB1011/1S | including 1 shelf   | 1070 (42.1")         | 980 (38.6")          | 995 (39.2")         | 440 (17.3")         |
| YECB1012    | empty cupboard      | 1270 (50")           | 1180 (46.5")         | 995 (39.2")         | 440 (17.3")         |
| YECB1012/2S | including 2 shelves | 1270 (50")           | 1180 (46.5")         | 995 (39.2")         | 440 (17.3")         |
| YECB1015    | empty cupboard      | 1570 (61.8")         | 1480 (58.3")         | 995 (39.2")         | 440 (17.3")         |
| YECB1015/3S | including 3 shelves | 1570 (61.8")         | 1480 (58.3")         | 995 (39.2")         | 440 (17.3")         |
| YECB1019    | empty cupboard      | 1970 (77.5")         | 1880 (74")           | 995 (39.2")         | 440 (17.3")         |
| YECB1019/4S | including 4 shelves | 1970 (77.5")         | 1880 (74")           | 995 (39.2")         | 440 (17.3")         |

Height is adjustable up to 24mm (1") in total

Essentials tambours



800mm (31.5") wide, 470mm (18.5") deep desk high tambour

Classic

| Code          | Description       | External height (mm) | Internal height (mm) | Internal width (mm) | Internal depth (mm) |
|---------------|-------------------|----------------------|----------------------|---------------------|---------------------|
| YETB0807/1S   | tambour + 1 shelf | 693 (27.3")          | 603 (23.7")          | 733 (28.9")         | 440 (17.3")         |
| YETBDH0807/1S | tambour + 1 shelf | 718 (28.3")          | 663 (26.1")          | 760 (29.9")         | 445 (17.5")         |

Height is adjustable up to 8mm (0.3") in total  
For shutter colours please see page 114, please note Silver shutters incur a surcharge of 5%  
Essentials desk high tambours come as standard with one specific shelf and will not support any Essentials Internals




800mm (31.5") wide, 470mm (18.5") deep

Classic

| Code        | Description         | External height (mm) | Internal height (mm) | Internal width (mm) | Internal depth (mm) |
|-------------|---------------------|----------------------|----------------------|---------------------|---------------------|
| YETB0810    | empty tambour       | 1000 (39.4")         | 925 (36.4")          | 733 (28.9")         | 440 (17.3")         |
| YETB0810/1S | including 1 shelf   | 1000 (39.4")         | 925 (36.4")          | 733 (28.9")         | 440 (17.3")         |
| YETB0811    | empty tambour       | 1070 (42.1")         | 995 (39.2")          | 733 (28.9")         | 440 (17.3")         |
| YETB0811/1S | including 1 shelf   | 1070 (42.1")         | 995 (39.2")          | 733 (28.9")         | 440 (17.3")         |
| YETB0812    | empty tambour       | 1270 (50")           | 1195 (47")           | 733 (28.9")         | 440 (17.3")         |
| YETB0812/2S | including 2 shelves | 1270 (50")           | 1195 (47")           | 733 (28.9")         | 440 (17.3")         |
| YETB0815    | empty tambour       | 1570 (61.8")         | 1495 (58.9")         | 733 (28.9")         | 440 (17.3")         |
| YETB0815/3S | including 3 shelves | 1570 (61.8")         | 1495 (58.9")         | 733 (28.9")         | 440 (17.3")         |
| YETB0819    | empty tambour       | 1970 (77.5")         | 1895 (74.6")         | 733 (28.9")         | 440 (17.3")         |
| YETB0819/4S | including 4 shelves | 1970 (77.5")         | 1895 (74.6")         | 733 (28.9")         | 440 (17.3")         |

Height is adjustable up to 24mm (1") in total  
For shutter colours please see page 114, please note Silver shutters incur a surcharge of 5%

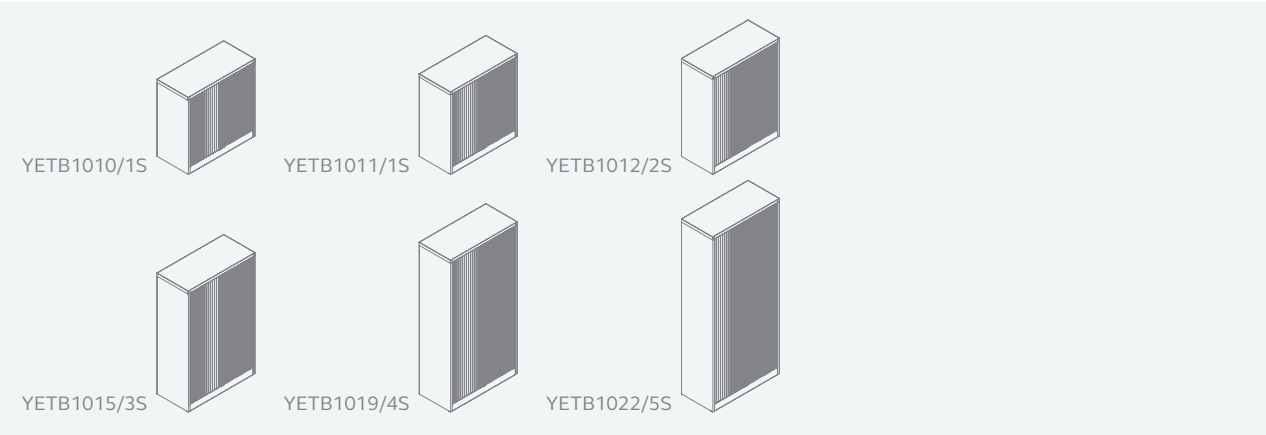
Essentials tambours



1000mm (39.4") wide, 470mm (18.5") deep desk high tambour Classic

| Code          | Description       | External height (mm) | Internal height (mm) | Internal width (mm) | Internal depth (mm) |
|---------------|-------------------|----------------------|----------------------|---------------------|---------------------|
| YETB1007/1S   | tambour + 1 shelf | 693 (27.3")          | 603 (23.7")          | 910 (35.8")         | 440 (17.3")         |
| YETBDH1007/1S | tambour + 1 shelf | 718 (28.3")          | 663 (26.1")          | 960 (37.8")         | 445 (17.5")         |

Height is adjustable up to 8mm (0.3") in total  
Essentials desk high tambours come as standard with one specific shelf and will not support any Essentials Internals  
For shutter colours please see page 114, please note Silver shutters incur a surcharge of 5%

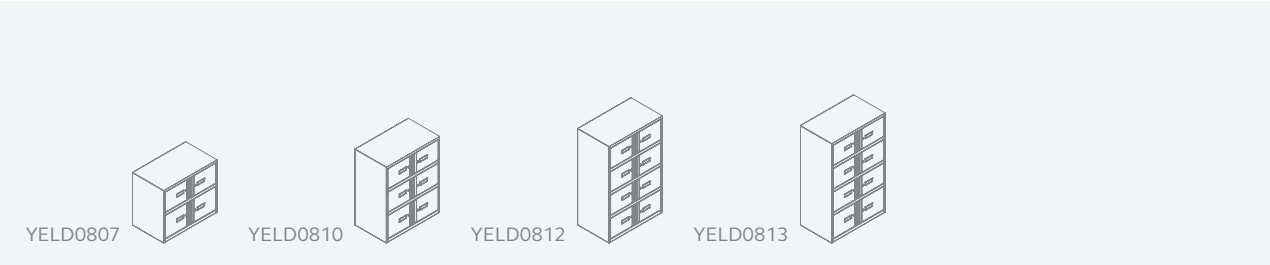


1000mm (39.4") wide, 470mm (18.5") deep Classic

| Code        | Description         | External height (mm) | Internal height (mm) | Internal width (mm) | Internal depth (mm) |
|-------------|---------------------|----------------------|----------------------|---------------------|---------------------|
| YETB1010*   | empty tambour       | 1000 (39.4")         | 925 (36.4")          | 910 (35.8")         | 440 (17.3")         |
| YETB1010/1S | including 1 shelf   | 1000 (39.4")         | 925 (36.4")          | 910 (35.8")         | 440 (17.3")         |
| YETB1011    | empty tambour       | 1070 (42.1")         | 995 (39.2")          | 910 (35.8")         | 440 (17.3")         |
| YETB1011/1S | including 1 shelf   | 1070 (42.1")         | 995 (39.2")          | 910 (35.8")         | 440 (17.3")         |
| YETB1012*   | empty tambour       | 1270 (50")           | 1195 (47")           | 910 (35.8")         | 440 (17.3")         |
| YETB1012/2S | including 2 shelves | 1270 (50")           | 1195 (47")           | 910 (35.8")         | 440 (17.3")         |
| YETB1015*   | empty tambour       | 1570 (61.8")         | 1495 (58.9")         | 910 (35.8")         | 440 (17.3")         |
| YETB1015/3S | including 3 shelves | 1570 (61.8")         | 1495 (58.9")         | 910 (35.8")         | 440 (17.3")         |
| YETB1019*   | empty tambour       | 1970 (77.5")         | 1895 (74.6")         | 910 (35.8")         | 440 (17.3")         |
| YETB1019/4S | including 4 shelves | 1970 (77.5")         | 1895 (74.6")         | 910 (35.8")         | 440 (17.3")         |
| YETB1022    | empty tambour       | 2270 (89.4")         | 2195 (86.4")         | 910 (35.8")         | 440 (17.3")         |
| YETB1022/5S | including 5 shelves | 2270 (89.4")         | 2195 (86.4")         | 910 (35.8")         | 440 (17.3")         |

Height is adjustable up to 24mm (1") in total  
For shutter colours please see page 114, please note Silver shutters incur a surcharge of 5%  
\*Available on quick ship programme

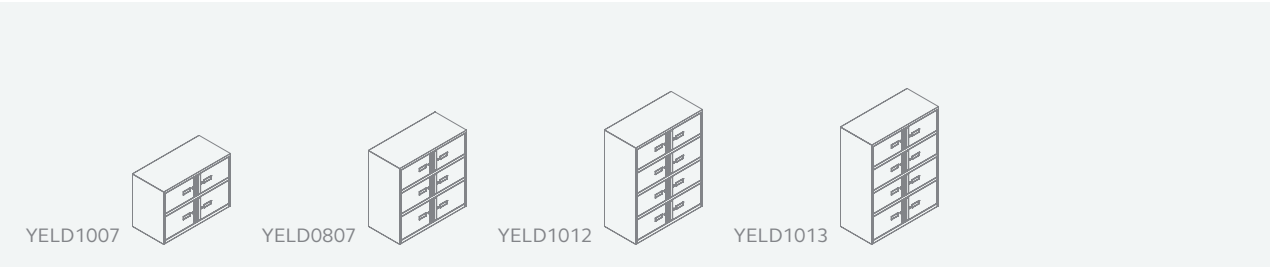
Essentials lodges



800mm (31.5") wide, 470mm (18.5") deep Classic

| Code     | Description                                   | External height (mm) | Compartment height (mm)  | Compartment width (mm) | Compartment depth (mm) |
|----------|---|----------------------|--------------------------|------------------------|------------------------|
| YELD0807 | 2 x 266.7mm (10.5") & 2 x 304.8mm (12") doors | 693 (27.3")          | 300 (11.8") /340 (13.3") | 370 (14.6")            | 440 (17.3")            |
| YELD0810 | 4 x 266.7mm (10.5") & 2 x 304.8mm (12") doors | 1000 (39.4")         | 300 (11.8") /340 (13.3") | 370 (14.6")            | 440 (17.3")            |
| YELD0812 | 8 x 266.7mm (10.5")                           | 1270 (50")           | 300 (11.8")              | 370 (14.6")            | 440 (17.3")            |
| YELD0813 | 6 x 266.7mm (10.5") & 2 x 304.8mm (12") doors | 1300 (51.2")         | 300 (11.8") /340 (13.3") | 370 (14.6")            | 440 (17.3")            |

Height is adjustable up to 24mm (1") in total



1000mm (39.4") wide, 470mm (18.5") deep Classic

| Code     | Description                                   | External height (mm) | Compartment height (mm)  | Compartment width (mm) | Compartment depth (mm) |
|----------|---|----------------------|--------------------------|------------------------|------------------------|
| YELD1007 | 2 x 266.7mm (10.5") & 2 x 304.8mm (12") doors | 693 (27.3")          | 300 (11.8") /340 (13.3") | 470 (18.5")            | 440 (17.3")            |
| YELD1010 | 4 x 266.7mm (10.5") & 2 x 304.8mm (12") doors | 1000 (39.4")         | 300 (11.8") /340 (13.3") | 470 (18.5")            | 440 (17.3")            |
| YELD1012 | 8 x 266.7mm (10.5")                           | 1270 (50")           | 300 (11.8")              | 470 (18.5")            | 440 (17.3")            |
| YELD1013 | 6 x 266.7mm (10.5") & 2 x 304.8mm (12") doors | 1300 (51.2")         | 300 (11.8") /340 (13.3") | 470 (18.5")            | 440 (17.3")            |

Height is adjustable up to 24mm (1") in total

Essentials internal options

Internal options

| Internals   | Code       | Description  | Width (mm)  | Drawer/shelf capacity (kg) |
|---|------------|--|-------------|----------------------------|
|  | YECBUS08   | 800mm (31.5") cupboard shelf with under shelf A4 filing (Black)  | 794 (31.3") | 45 + 23 under shelf        |
|   | YECBUS09   | 914mm (36") cupboard shelf with under shelf A4 filing (Black)    | 908 (35.8") | 45 + 23 under shelf        |
|   | YECBUS10   | 1000mm (39.4") cupboard shelf with under shelf A4 filing (Black) | 994 (39.1") | 45 + 23 under shelf        |
|  | YETBUS08   | 800mm (31.5") tambour shelf with under shelf A4 filing (Black)   | 731 (28.8") | 45 + 23 under shelf        |
|   | YETBUS10*  | 1000mm (39.4") tambour shelf with under shelf A4 filing (Black)  | 908 (35.8") | 45 + 23 under shelf        |
|  | MSDIV395P2 | steel shelf dividers (clip on design) (set of 2)                 | 50 (2")     | 45 + 23 under shelf        |

\*Available on quick ship programme

Internal options – 914mm (36") wide two door cupboards and 1000mm (39.4") wide tambours only

| Internals   | Code       | Description  | Width (mm)  | Drawer/shelf capacity (kg) |
|---|------------|--|-------------|----------------------------|
|    | BSSPDP1:33 | slotted shelf (single pack) Black  | 908 (35.8") | 45                         |
|   | SHDV85P5PS | plastic shelf dividers – slotted shelf only (shelf not included)                           | -           | -                          |
|  | PGNHLESET  | pigeon hole (single pack) (includes dividers and intershelves, slotted shelf not included) | 859 (33.8") | -                          |
|  | RODWR4     | roll-out drawer (single pack) 102mm (4") deep  | 821 (32.3") | 15                         |
|  | BDD3P5     | drawer dividers (set of 5)   | 392 (15.4") | -                          |
|  | BWS        | wardrobe shelf and back to front coat rail (single pack)                                   | 908 (35.8") | 45 shelf + 23 rail         |
|  | ROSH       | roll-out shelf (single pack)   | 800 (31.5") | 33                         |

Essentials internal options

Internal options – 914mm (36") wide two door cupboards and 1000mm (39.4") wide tambours only

| Internals   | Code  | Description  | Width (mm)  | Drawer/shelf capacity (kg) |
|---|-------|--|-------------|----------------------------|
|  | BUS1  | Adjustable under shelf lateral filing (single pack)  | 908 (35.8") | 45 shelf + 23 under        |
|  | BUR   | Adjustable lateral filing rail (single pack) (A4) (range 190 – 330mm (7.5 – 11.8"))                              | 905 (35.6") | 23                         |
|  | ROSFF | Roll-out suspension filing frame (single pack) (foolscap side to side or 2 rows of foolscap or A4 front to back) | 828 (32.6") | 40                         |
|  | BWP   | Wardrobe pack for 1970mm (77.6") cupboard and 1970mm (77.6") & 2270mm (89.4") tambour                            | 908 (35.8") | -                          |

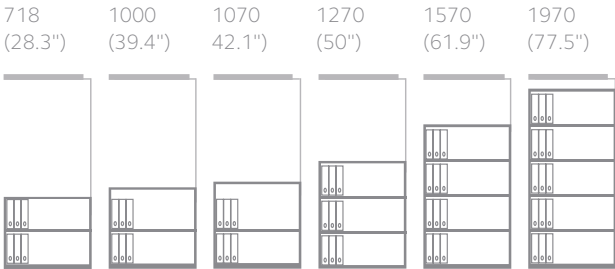
Essentials planning guide vertical capacities



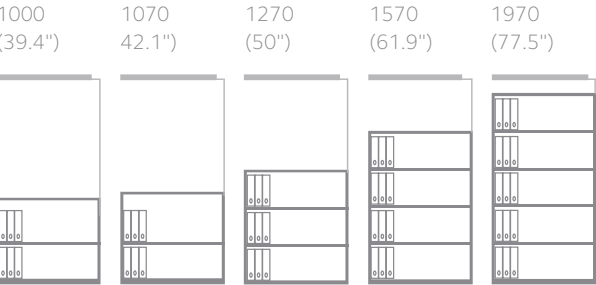
A4 leverarch

|        |            |
|--------|------------|
| Height | 318(12.5") |
| Width  | 75 (3")    |
| Depth  | 280 (11")  |

800mm (31.5") wide

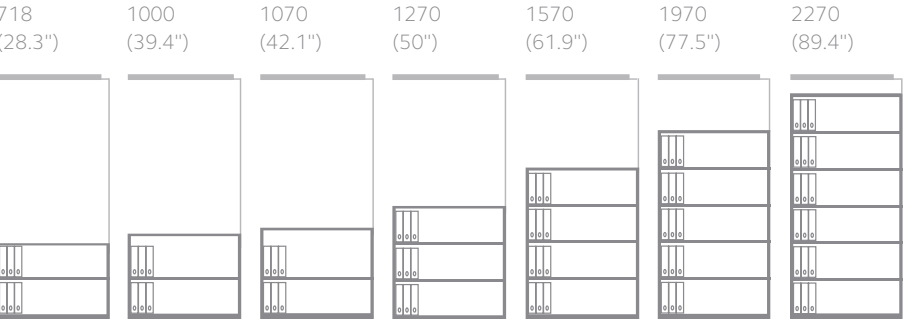


914mm (36") wide\*



\* 914mm (36") wide cupboards also available without doors. Open front cupboards will come with appropriate number of shelves as default.

1000mm (39.4") wide



Essentials planning guide drawer capacities

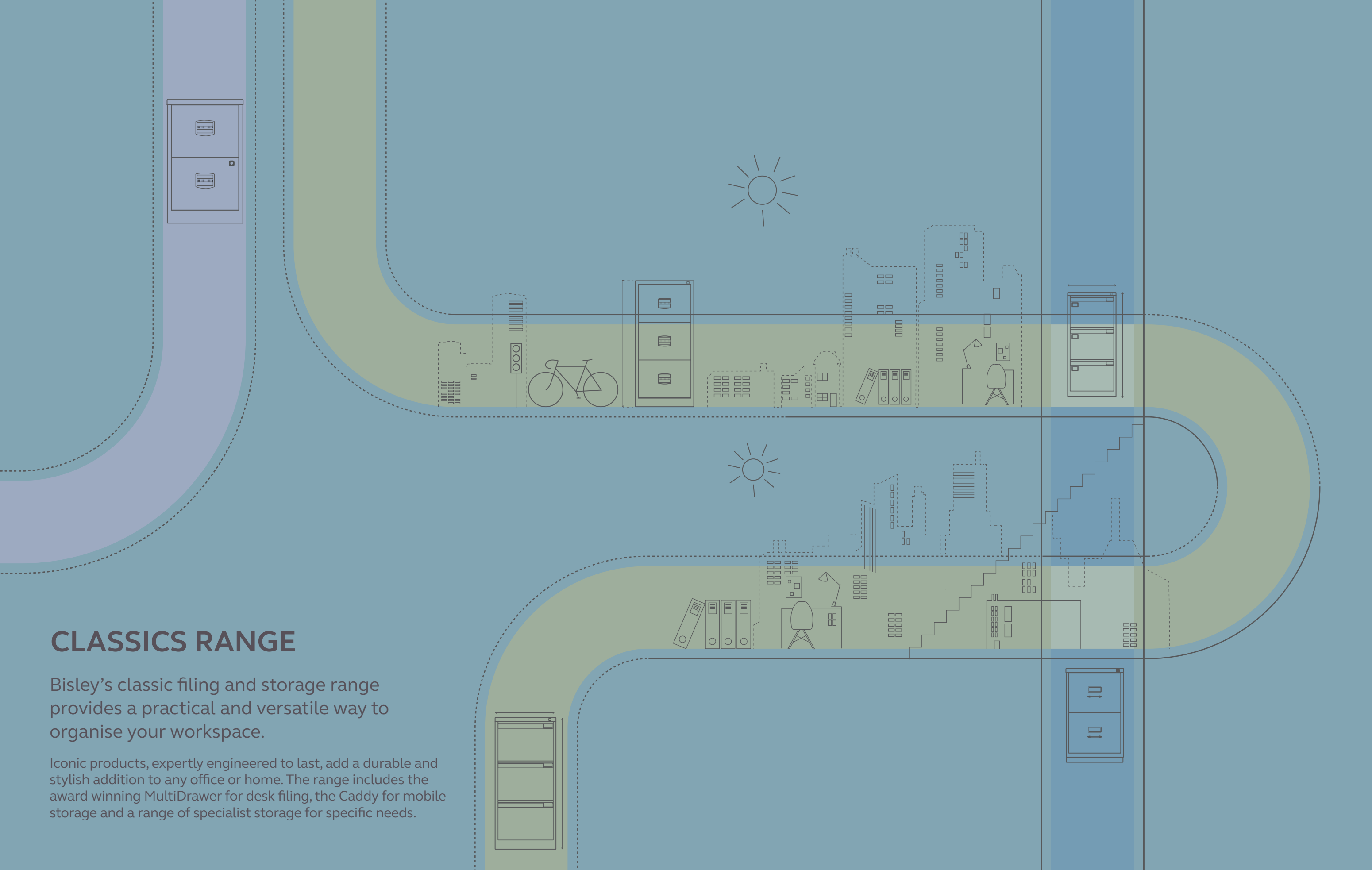
Capacities for internal options and accessories

|  | Description   | Unit width (mm)             | Linear metres |
|--|---|-----------------------------|---------------|
|  | 304.8mm (12") drawer with file bars suspension files (A4) | 800 (31.5")<br>1000 (39.4") | 0.72<br>0.92  |
|  |   |                             | Quantity      |
|  | 304.8mm (12") drawer with dividers lever-arch (spine up)  | 800 (31.5")<br>1000 (39.4") | 9<br>12       |

## CLASSICS RANGE


Bisley's classic filing and storage range provides a practical and versatile way to organise your workspace.



Iconic products, expertly engineered to last, add a durable and stylish addition to any office or home. The range includes the award winning MultiDrawer for desk filing, the Caddy for mobile storage and a range of specialist storage for specific needs.








MultiDrawer



| 12 series – 279mm (11") wide, 380mm (15") deep |                  |             |                    |                             |                            |                            | Performance   |  |
|--|------------------|-------------|--------------------|-----------------------------|----------------------------|----------------------------|---|--|
| Code   | Description      | Height (mm) | Drawer height (mm) | Drawer internal height (mm) | Drawer internal width (mm) | Drawer internal depth (mm) |   |  |
| H123NL   | MultiDrawer (3)* | 325 (12.7") | 87 (3.4")          | 83 (3.3")                   | 234 (9.2")                 | 375 (14.8")                |   |  |
| H125NL   | MultiDrawer (5)* | 325 (12.7") | 51 (2")            | 47 (1.9")                   | 234 (9.2")                 | 375 (14.8")                |   |  |


\* Number of drawers





| 29 series – 279mm (11") wide, 380mm (15") deep |                      |             |                                |                                     |                            |                            | Performance   |  |
|--|----------------------|-------------|--------------------------------|-------------------------------------|----------------------------|----------------------------|---|--|
| Code   | Description          | Height (mm) | Drawer height (mm)             | Drawer internal height (mm)         | Drawer internal width (mm) | Drawer internal depth (mm) |   |  |
| H298BNL  | MultiDrawer (2+3+3)* | 590 (23.2") | 25 (1")<br>51 (2")<br>102 (4") | 22 (0.9")<br>47 (1.9")<br>98 (3.9") | 234 (9.2")                 | 375 (14.8")                |   |  |
| H296NL   | MultiDrawer (6)*     | 590 (23.2") | 87 (3.4")                      | 83 (3.3")                           | 234 (9.2")                 | 375 (14.8")                |   |  |
| H2910NL  | MultiDrawer (10)*    | 590 (23.2") | 51 (2")                        | 47 (1.9")                           | 234 (9.2")                 | 375 (14.8")                |   |  |

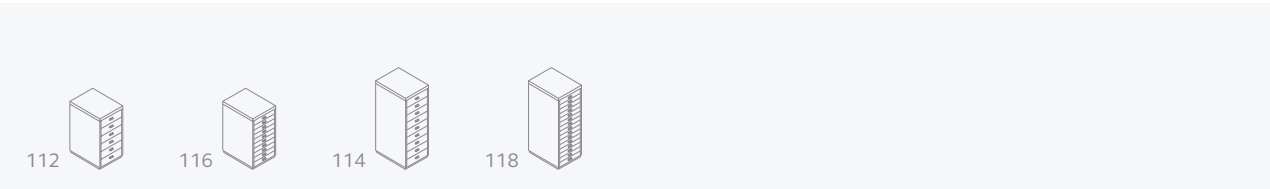
\* Number of drawers



MultiDrawer



| 39 series – 279mm (11") wide, 380mm (15") deep |                   |             |                    |                             |                            |                            | Performance   |  |
|--|-------------------|-------------|--------------------|-----------------------------|----------------------------|----------------------------|---|--|
| Code   | Description       | Height (mm) | Drawer height (mm) | Drawer internal height (mm) | Drawer internal width (mm) | Drawer internal depth (mm) |   |  |
| H399NL   | MultiDrawer (9)*  | 860 (33.8") | 87 (3.4")          | 83 (3.3")                   | 234 (9.2")                 | 375 (14.8")                |   |  |
| H3915NL  | MultiDrawer (15)* | 860 (33.8") | 51 (2")            | 47 (1.9")                   | 234 (9.2")                 | 375 (14.8")                |   |  |

\* Number of drawers

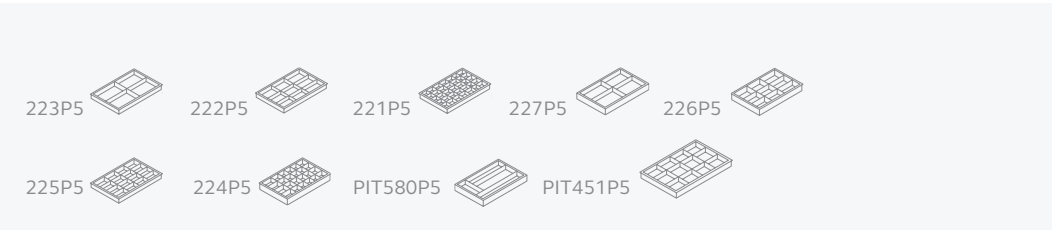


| A3 series – 349mm (13.7") wide, 432mm (17") deep |                          |             |                    |                             |                            |                            | Performance   |  |
|--|--------------------------|-------------|--------------------|-----------------------------|----------------------------|----------------------------|---|--|
| Code   | Description              | Height (mm) | Drawer height (mm) | Drawer internal height (mm) | Drawer internal width (mm) | Drawer internal depth (mm) |   |  |
| 112  | BA3/6 non-locking (6)*   | 670 (26.5") | 87 (3.4")          | 83 (3.3")                   | 305 (12")                  | 430 (16.9")                |   |  |
| 114  | BA3/9 non-locking (9)*   | 940 (37")   | 87 (3.4")          | 83 (3.3")                   | 305 (12")                  | 430 (16.9")                |   |  |
| 116  | BA3/10 non-locking (10)* | 670 (26.5") | 51 (2")            | 47 (1.9")                   | 305 (12")                  | 430 (16.9")                |   |  |
| 118  | BA3/15 non-locking (15)* | 940 (37")   | 51 (2")            | 47 (1.9")                   | 305 (12")                  | 430 (16.9")                |   |  |

\* Number of drawers

\* Fitted with a standard plinth in black

MultiDrawer Internals



Insert trays

| Code     | Description                         | Height (mm) | Compatible drawers |
|----------|-------------------------------------|-------------|--------------------|
| 223P5    | A4, 4 compartment tray (pack of 5)  | 22 (1")     | all A4 drawers     |
| 222P5    | A4, 9 compartment tray (pack of 5)  | 22 (1")     | all A4 drawers     |
| 221P5    | A4, 35 compartment tray (pack of 5) | 22 (1")     | all A4 drawers     |
| 227P5    | A4, 4 compartment tray (pack of 5)  | 51 (2")     | A4 drawers         |
| 226P5    | A4, 9 compartment tray (pack of 5)  | 51 (2")     | A4 drawers         |
| 225P5    | A4, 16 compartment tray (pack of 5) | 51 (2")     | A4 drawers         |
| 224P5    | A4, 24 compartment tray (pack of 5) | 51 (2")     | A4 drawers         |
| PIT580P5 | A4, pen tray (pack of 5)            | 51 (2")     | A4 drawers         |
| PIT451P5 | A3, 12 compartment tray (pack of 5) | 83 (3.25")  | A3 drawers         |

Optional base

| Code    | Factory fitted | Description  |
|---------|----------------|--|
| CB5     | -              | castor base for 29 & 39 series                               |
| MDSP    | Suffix/SPB     | standard plinth for 29 & 39 series black                     |
| MDSP*   | Suffix/SPM     | standard plinth for 29 & 39 series matching colour           |
| MDHP    | -              | high plinth for 29 & 39 series black                         |
| MDHP*   | -              | high plinth for 29 & 39 series matching colour               |
| MDFC    | Suffix/FC      | floor channels for 29 & 39 series only, black only available |
| CB3     | -              | castor base for A3 series                                    |
| MDSPA3* | Suffix/SPM     | standard plinth for A3 series matching colour                |
| MDHPA3  | -              | high plinth for A3 series black                              |
| MDHPA3* | -              | high plinth for A3 series matching colour                    |
| MDFCA3* | Suffix/FCA3    | floor channel for A3 series matching colour                  |

\* Colour enter in paint field

BS filing cabinets



BS filing cabinets – 470mm (18.5") wide, 622mm (24.5") deep

Performance  

| Foolscap | Description                                    | Height (mm)  | Drawer/shelf capacity (kg) | Drawer internal height (mm) | Drawer internal width (mm) | Drawer internal depth (mm) |
|----------|--|--------------|----------------------------|-----------------------------|----------------------------|----------------------------|
| 1623*    | (BS2E) 2 drawer cabinet                        | 711 (28")    | 40                         | 258 (10.2")                 | 385 (15.2")                | 555 (21.9")                |
| 1633*    | (BS3E) 3 drawer cabinet                        | 1016 (40")   | 40                         | 258 (10.2")                 | 385 (15.2")                | 555 (21.9")                |
| 1643*    | (BS4E) 4 drawer cabinet                        | 1321 (52")   | 40                         | 258 (10.2")                 | 385 (15.2")                | 555 (21.9")                |
| 1653**   | (BS5E) 5 drawer cabinet (use flat label files) | 1511 (59.5") | 34                         | 240 (9.4")                  | 385 (15.2")                | 555 (21.9")                |
| Suffix 0 | Security bar (factory fitted)                  | -            | -                          | -                           | -                          | -                          |

File bars to convert Foolscap drawers for A4 filing (single pack) PFBBSPSFP1 or (pack of 10) PFBBSPSFP10  
Note. Security bar cannot be fitted to 5 drawer cabinet. Cabinets available in flush front and classic front

BS filing cabinets – 413mm (16.3") wide, 622mm (24.5") deep

Performance  

| A4       | Description                   | Height (mm) | Drawer/shelf capacity (kg) | Drawer internal height (mm) | Drawer internal width (mm) | Drawer internal depth (mm) |
|----------|-------------------------------|-------------|----------------------------|-----------------------------|----------------------------|----------------------------|
| 3623     | (A4BS2E) 2 drawer cabinet     | 711 (28")   | 35                         | 255 (10")                   | 330 (13")                  | 555 (21.9")                |
| 3633     | (A4BS3E) 3 drawer cabinet     | 1016 (40")  | 35                         | 255 (10")                   | 330 (13")                  | 555 (21.9")                |
| 3643     | (A4BS4E) 4 drawer cabinet     | 1321 (52")  | 35                         | 255 (10")                   | 330 (13")                  | 555 (21.9")                |
| Suffix 0 | Security bar (factory fitted) | -           | -                          | -                           | -                          | -                          |

\* Available on Quick Ship Programme  
\*\* For colour options and surcharges see page 114  
Note. Filing cabinets are designed for suspension filing only. Cabinets available in flush front and classic front

Drop in Base & Compressor plate matrix

BS Foolsap – 2, 3, 4 Drawers

| Code       | Description                                      |
|------------|--|
| BSFBASEP2D | Drop in base complete with 2 x compressor plates |
| BSFBASE    | Drop in base only                                |
| BSFDIVP2   | Compressor plates only (pack of 2)               |

BS Foolsap – 5 Drawers

| Code         | Description                                      |
|--------------|--|
| BSF5DBASEP2D | Drop in base complete with 2 x compressor plates |
| BSFBASE      | Drop in base only                                |
| BS5DDIVP2    | Compressor plates only (pack of 2)               |

BS A4 – 2, 3, 4 Drawers

| Code        | Description                                      |
|-------------|--|
| BSA4BASEP2D | Drop in base complete with 2 x compressor plates |
| BSA4BASE    | Drop in base only                                |
| BSA4DIVP2   | Compressor plates only (pack of 2)               |


Contract Foolsap – 2, 3, 4 Drawers

| Code        | Description                                      |
|-------------|--|
| CONFBASEP2D | Drop in base complete with 2 x compressor plates |
| CONFBASE    | Drop in base only                                |
| CONFDIVP2   | Compressor plates only (pack of 2)               |

IPCC A4 – 2, 3, 4 Drawers

| Code         | Description                                      |
|--------------|--|
| CONA4BASEP2D | Drop in base complete with 2 x compressor plates |
| CONA4BASE    | Drop in base only                                |
| CONA4DIVP2   | Compressor plates only (pack of 2)               |

AOC filing cabinets



AOC filing cabinets – 470mm (18.5") wide, 622mm (24.5") deep

Classic  

| Code | Description  | Height (mm) | Drawer/shelf capacity (kg) | Drawer internal height (mm) | Drawer internal width (mm) | Drawer internal depth (mm) |
|------|--|-------------|----------------------------|-----------------------------|----------------------------|----------------------------|
| AOC2 | 2 drawer cabinet (flush handle, separate label holder) | 711 (28")   | 35                         | 258 (10.2")                 | 385 (15.2")                | 535 (21.1")                |
| AOC3 | 3 drawer cabinet (flush handle, separate label holder) | 1016 (40")  | 35                         | 258 (10.2")                 | 385 (15.2")                | 535 (21.1")                |
| AOC4 | 4 drawer cabinet (flush handle, separate label holder) | 1321 (52")  | 35                         | 258 (10.2")                 | 385 (15.2")                | 535 (21.1")                |

Available on Quick Ship Programme  
For colour options and surcharges see page 114  
Note. Filing cabinets are designed for suspension filing only

Contract filing cabinets



Contract filing cabinets – 470mm (18.5") wide, 622mm (24.5") deep Classic

| Code   | Description                                       | Height (mm) | Drawer/shelf capacity (kg) | Drawer internal height (mm) | Drawer internal width (mm) | Drawer internal depth (mm) |
|--------|---|-------------|----------------------------|-----------------------------|----------------------------|----------------------------|
| CC2H1A | 2 drawer cabinet (integrated handle/label holder) | 711 (28")   | 35                         | 258 (10.2")                 | 385 (15.2")                | 535 (21.1")                |
| CC3H1A | 3 drawer cabinet (integrated handle/label holder) | 1016 (40")  | 35                         | 258 (10.2")                 | 385 (15.2")                | 535 (21.1")                |
| CC4H1A | 4 drawer cabinet (integrated handle/label holder) | 1321 (52")  | 35                         | 258 (10.2")                 | 385 (15.2")                | 535 (21.1")                |

Available on Quick Ship Programme  
For colour options and surcharges see page 114  
Note. Filing cabinets are designed for suspension filing only

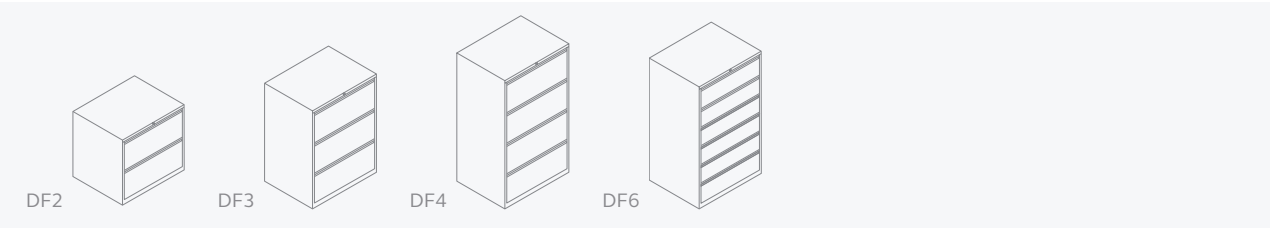
IPCC filing cabinets



IPCC filing cabinets – 413mm wide Classic

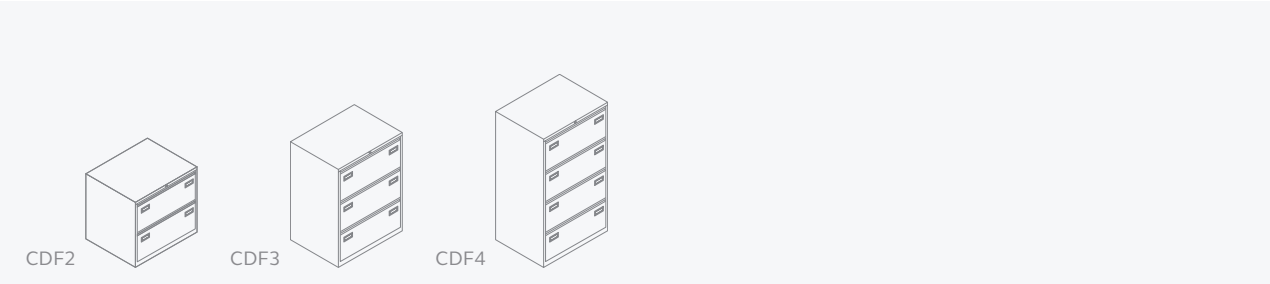
| Code    | Description         | Height (mm) | Drawer/shelf capacity (kg) | Drawer internal height (mm) | Drawer internal width (mm) | Drawer internal depth (mm) |
|---------|---------------------|-------------|----------------------------|-----------------------------|----------------------------|----------------------------|
| IPCCA12 | 2 drawer cabinet A4 | 711 (28")   | 30                         | 255 (10")                   | 330 (13")                  | 535 (21.1")                |
| IPCCA13 | 3 drawer cabinet A4 | 1016 (40")  | 30                         | 255 (10")                   | 330 (13")                  | 535 (21.1")                |
| IPCCA14 | 4 drawer cabinet A4 | 1321 (52")  | 30                         | 255 (10")                   | 330 (13")                  | 535 (21.1")                |

Double filers



Double filers – 800mm wide Classic

| Code | Description           | Height (mm) | Drawer/shelf capacity (kg) | Drawer internal height (mm) | Drawer internal width (mm) | Drawer internal depth (mm) |
|------|-----------------------|-------------|----------------------------|-----------------------------|----------------------------|----------------------------|
| DF2  | 2 drawer double filer | 713 (28.1") | 60                         | 256 (10.1")                 | 720 (28.3")                | 563 (22.2")                |
| DF3  | 3 drawer double filer | 1016 (40")  | 60                         | 256 (10.1")                 | 720 (28.3")                | 563 (22.2")                |
| DF4  | 4 drawer double filer | 1321 (52")  | 60                         | 256 (10.1")                 | 720 (28.3")                | 563 (22.2")                |
| DF6  | 6 drawer double filer | 1321 (52")  | 60                         | 184 (7.2")                  | 691 (27.2")                | 560 (22")                  |



Contract double filers – 800mm wide Classic

| Code | Description           | Height (mm) | Drawer/shelf capacity (kg) | Drawer internal height (mm) | Drawer internal width (mm) | Drawer internal depth (mm) |
|------|-----------------------|-------------|----------------------------|-----------------------------|----------------------------|----------------------------|
| CDF2 | 2 drawer double filer | 713 (28.1") | 60                         | 290mm (11.4")               | 755mm (29.7")              | 560mm (22")                |
| CDF3 | 3 drawer double filer | 1016 (40")  | 60                         | 290mm (11.4")               | 755mm (29.7")              | 560mm (22")                |
| CDF4 | 4 drawer double filer | 1321 (52")  | 60                         | 290mm (11.4")               | 755mm (29.7")              | 560mm (22")                |

F-series home filer

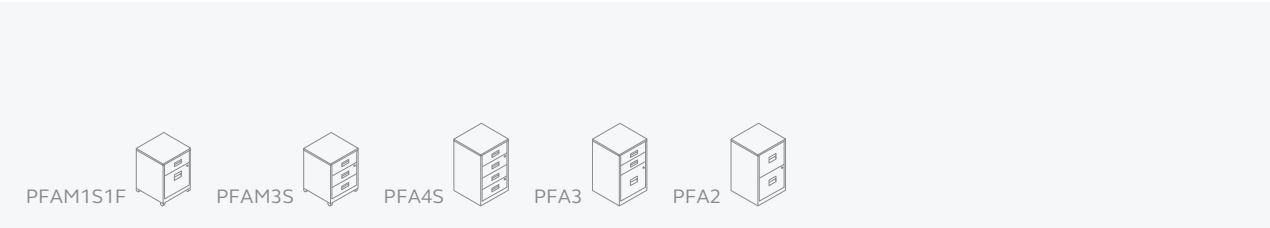


F-series cabinets – 470mm (18.5") wide, 470mm (18.5") deep Performance

| Flush    | Classic | Description  | Height (mm) | Drawer/shelf capacity (kg) | Drawer internal height (mm)               | Drawer internal width (mm)                  | Drawer internal depth (mm)                  |
|----------|---------|--|-------------|----------------------------|---|---|---|
| 0503     | 050*    | 1 filing and 3 storage drawers – 1F3E/1F3                          | 711 (28")   | Filing 26, storage 8       | Storage – 90 (3.5"), Filing – 258 (10.1") | Storage – 400 (15.7"), Filing – 390 (15.4") | Storage – 400 (15.7"), Filing – 400 (15.7") |
| 0463     | 046*    | 2 filing drawers – 2FE/2F  | 711 (28")   | 26                         | 254 (10")                                 | 384 (15.1")                                 | 409 (16.1")                                 |
| 0493     | 049*    | 6 storage drawers – F6E/F6   | 711 (28")   | 8                          | 90 (3.5")                                 | 400 (15.7")                                 | 404 (15.9")                                 |
| PIT522P5 |         | 5 compartment plastic insert tray fits storage drawers – pack of 5 |             | -                          | -   | -   | -   |
| CB1      |         | castor base for all units (please specify if factory fitted)       |             | -                          | -   | -   | -   |

\* Classic style handles  
Plinth supplied in black (suffix Code with 'P' for matching colour)  
Factory fitted counter weight option (suffix Code with 'Q') NB: Not available as a retrofit option

PFA home filer

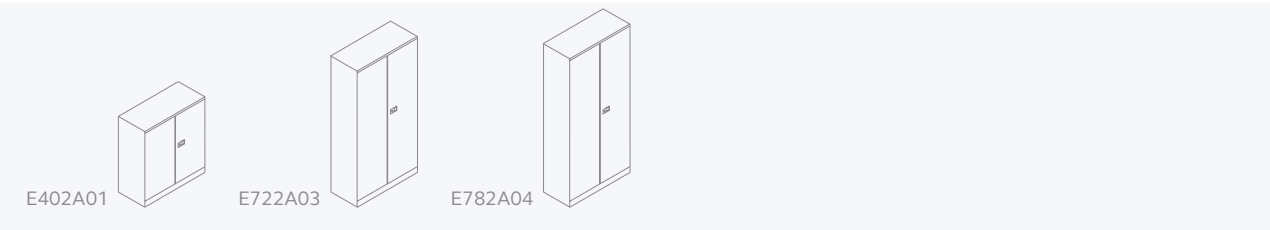


PFA home filer – 413mm (16.2") wide, 400mm (15.7") deep Classic

| Code     | Description                           | Height (mm) | Drawer/shelf capacity (kg) | Drawer internal height (mm) | Drawer internal width (mm) | Drawer internal depth (mm) |
|----------|---------------------------------------|-------------|----------------------------|-----------------------------|----------------------------|----------------------------|
| PFAM1S1F | 1 stationery, 1 filing drawer, mobile | 529 (20.8") | 15                         | 127 (5") / (10")            | 330 (13")                  | 372 (14.6")                |
| PFAM3S   | 3 stationery drawers, mobile          | 529 (20.8") | 15                         | 127 (5")                    | 330 (13")                  | 372 (14.6")                |
| PFA4S    | 4 stationery drawers                  | 672 (26.5") | 15                         | 127 (5")                    | 330 (13")                  | 372 (14.6")                |
| PFA3     | 2 stationery, 1 filing drawer         | 672 (26.5") | 15                         | 127 (5") / (10")            | 330 (13")                  | 372 (14.6")                |
| PFA2     | 2 filing drawers                      | 672 (26.5") | 15                         | 255 (10")                   | 330 (13")                  | 372 (14.6")                |

Subject to minimum order quantity (10)  
For colour options and surcharges see page 114

Economy cupboards

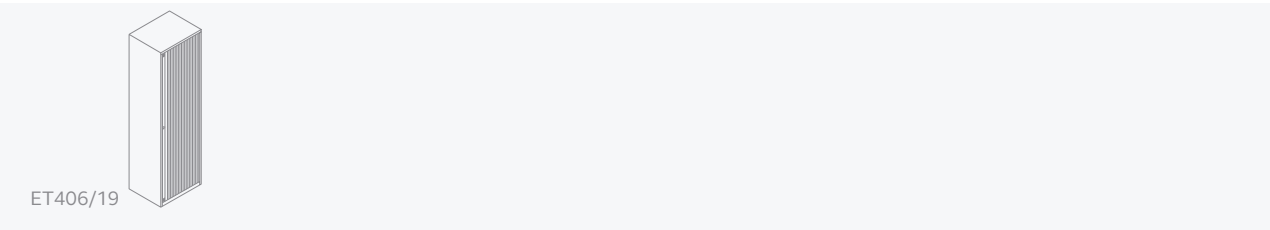


Economy cupboards (stationery) – 914mm (36") wide, 400mm (15.7") deep Classic  

| Code       | Description   | External height (mm) | Internal height (mm) | Internal width (mm) |
|------------|---|----------------------|----------------------|---------------------|
| E402A01    | stationery cupboard with one black filing shelf     | 1000 (39.5")         | 863 (34")            | 910 (35.8")         |
| E722A03    | stationery cupboard with three black filing shelves | 1806 (71")           | 1669 (65.7")         | 910 (35.8")         |
| E782A04    | stationery cupboard with four black filing shelves  | 1950 (76.8")         | 1813 (71.4")         | 910 (35.8")         |
| E198P1:33* | additional dual purpose shelf – black               | -                    | -                    | -                   |

Stationery cupboards are designed to accommodate a dual purpose shelf / with undershelf filing (330mm (13.0") centre)  
\*Please note that this is the only internal fitment for stationery cupboards

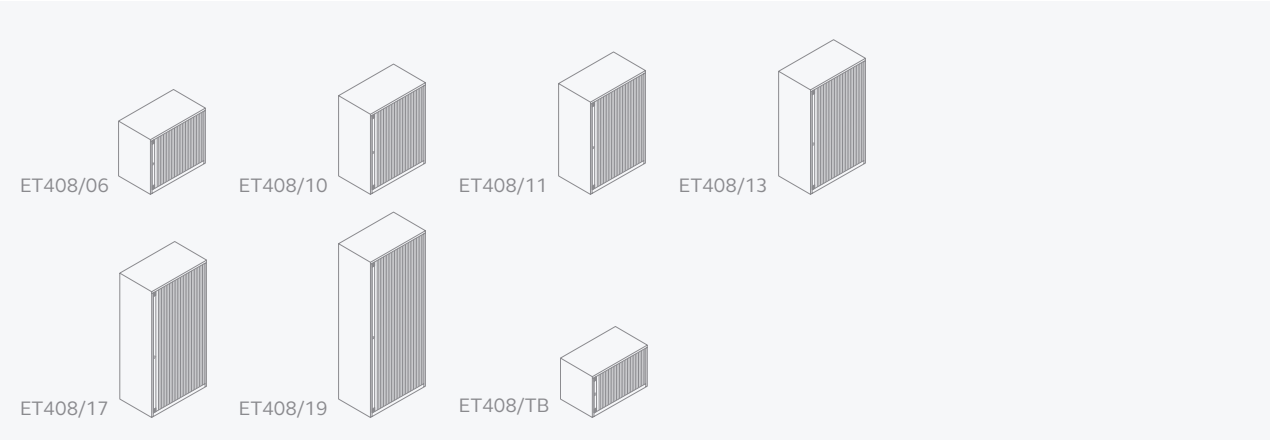
EuroTambour



A4 EuroTambour – 600mm (23.6") wide, 395mm (15.6") deep Classic  

| Code          | Description                        | External height (mm) | Drawer/ shelf capacity (kg) | Internal height (mm) | Internal width (mm) |
|---------------|------------------------------------|----------------------|-----------------------------|----------------------|---------------------|
| ET406/19.*    | A4 EuroTambour                     | 1980 (78")           | -                           | 1853 (73")           | 518 (20.4")         |
| ET406/19/4S.* | A4 EuroTambour, 4 shelves          | 1980 (78")           | -                           | 1853 (73")           | 518 (20.4")         |
| ET406/19/WS.* | EuroTambour with wardrobe shelf    | 1980 (78")           | -                           | 1853 (73")           | 518 (20.4")         |
| ET406SHPS     | 600mm shelf with undershelf filing | 27                   | 30                          | -                    | -                   |

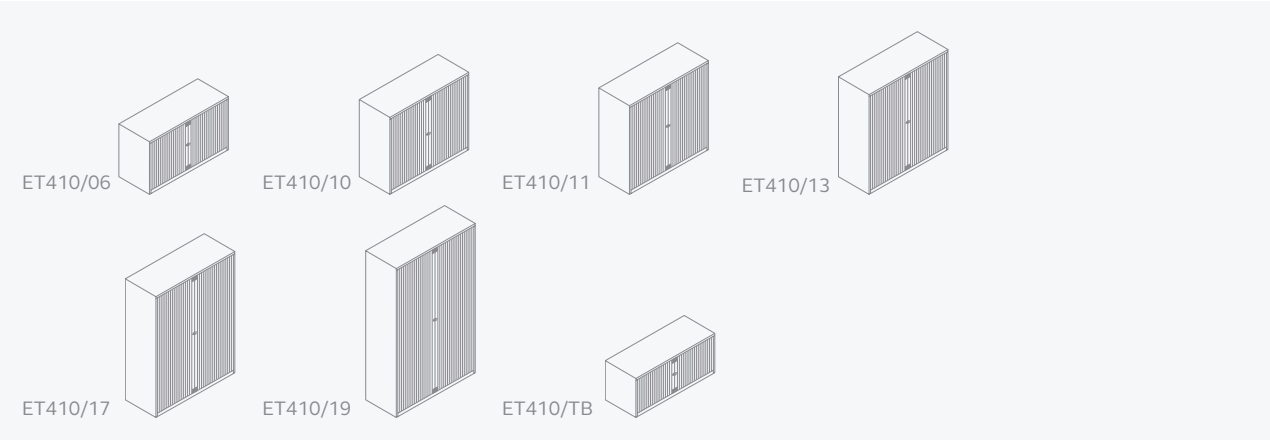
EuroTambour



A4 EuroTambour – 800mm (31.5") wide, 395mm (15.6") deep Classic

| Code          | Description               | External height (mm) | Internal height (mm) | Internal width (mm) |
|---------------|---------------------------|----------------------|----------------------|---------------------|
| ET408/06.*    | A4 EuroTambour            | 695 (27.4")          | 568 (22.4")          | 718 (28.3")         |
| ET408/06/1S.* | A4 EuroTambour, 1 shelf   | 695 (27.4")          | 568 (22.4")          | 718 (28.3")         |
| ET408/10.*    | A4 EuroTambour            | 1030 (40.6")         | 903 (35.6")          | 718 (28.3")         |
| ET408/10/2S.* | A4 EuroTambour, 2 shelves | 1030 (40.6")         | 903 (35.6")          | 718 (28.3")         |
| ET408/11.*    | A4 EuroTambour            | 1181 (46.5")         | 1054 (41.5")         | 718 (28.3")         |
| ET408/11/2S.* | A4 EuroTambour, 2 shelves | 1181 (46.5")         | 1054 (41.5")         | 718 (28.3")         |
| ET408/13.*    | A4 EuroTambour            | 1330 (52.4")         | 1203 (47.5")         | 718 (28.3")         |
| ET408/13/3S.* | A4 EuroTambour, 3 shelves | 1330 (52.4")         | 1203 (47.5")         | 718 (28.3")         |
| ET408/17.*    | A4 EuroTambour            | 1637 (64.4")         | 1510 (59.4")         | 718 (28.3")         |
| ET408/17/3S.* | A4 EuroTambour, 3 shelves | 1637 (64.4")         | 1510 (59.4")         | 718 (28.3")         |
| ET408/19.*    | A4 EuroTambour            | 1980 (78")           | 1853 (73")           | 718 (28.3")         |
| ET408/19/4S.* | A4 EuroTambour, 4 shelves | 1980 (78")           | 1853 (73")           | 718 (28.3")         |
| ET408/TB.*    | A4 EuroTambour top box    | 495 (19.5")          | 397 (15.6")          | 718 (28.3")         |

EuroTambour

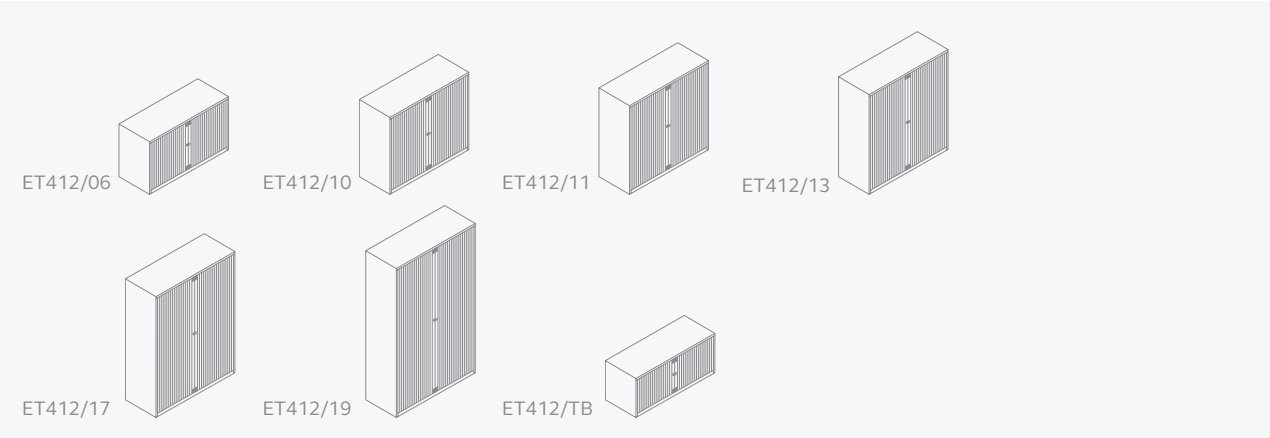


A4 EuroTambour – 1000mm (39.4") wide, 395mm (15.6") deep Classic

| Code          | Description               | Height (mm)  | Internal height (mm) | Internal width (mm) |
|---------------|---------------------------|--------------|----------------------|---------------------|
| ET410/06.*    | A4 EuroTambour            | 695 (27.4")  | 568 (22.4")          | 846 (33.3")         |
| ET410/06/1S.* | A4 EuroTambour, 1 shelf   | 695 (27.4")  | 568 (22.4")          | 846 (33.3")         |
| ET410/10.*    | A4 EuroTambour            | 1030 (40.6") | 903 (35.6")          | 846 (33.3")         |
| ET410/10/2S.* | A4 EuroTambour, 2 shelves | 1030 (40.6") | 903 (35.6")          | 846 (33.3")         |
| ET410/11.*    | A4 EuroTambour            | 1181 (46.5") | 1054 (41.5")         | 846 (33.3")         |
| ET410/11/2S.* | A4 EuroTambour, 2 shelves | 1181 (46.5") | 1054 (41.5")         | 846 (33.3")         |
| ET410/13.*    | A4 EuroTambour            | 1330 (52.4") | 1203 (47.5")         | 846 (33.3")         |
| ET410/13/3S.* | A4 EuroTambour, 3 shelves | 1330 (52.4") | 1203 (47.5")         | 846 (33.3")         |
| ET410/17.*    | A4 EuroTambour            | 1637 (64.4") | 1510 (59.4")         | 846 (33.3")         |
| ET410/17/3S.* | A4 EuroTambour, 3 shelves | 1637 (64.4") | 1510 (59.4")         | 846 (33.3")         |
| ET410/19.*    | A4 EuroTambour            | 1980 (78")   | 1853 (73")           | 846 (33.3")         |
| ET410/19/4S.* | A4 EuroTambour, 4 shelves | 1980 (78")   | 1853 (73")           | 846 (33.3")         |
| ET410/TB.*    | A4 EuroTambour top box    | 495 (19.5")  | 397 (15.6")          | 846 (33.3")         |



EuroTambour



A4 EuroTambour – 1200mm (47.2") wide, 395mm (15.6") deep

Classic  

| Code          | Description                                | Height (mm)  | Internal height (mm) | Internal width (mm) |
|---------------|--|--------------|----------------------|---------------------|
| ET412/06.*    | 1200mm wide A4 EuroTambour                 | 695 (27.4")  | 568 (22.4")          | 1046 (41.2")        |
| ET412/06/1S.* | 1200mm wide A4 EuroTambour, 1 shelf        | 695 (27.4")  | 568 (22.4")          | 1046 (41.2")        |
| ET412/10.*    | 1200mm wide A4 EuroTambour                 | 1030 (40.6") | 903 (35.6")          | 1046 (41.2")        |
| ET412/10/2S.* | 1200mm wide A4 EuroTambour, 2 shelves      | 1030 (40.6") | 903 (35.6")          | 1046 (41.2")        |
| ET412/11.*    | 1200mm wide A4 EuroTambour                 | 1181 (46.5") | 1054 (41.5")         | 1046 (41.2")        |
| ET412/11/2S.* | 1200mm wide A4 EuroTambour, 2 shelves      | 1181 (46.5") | 1054 (41.5")         | 1046 (41.2")        |
| ET412/13.*    | 1200mm wide A4 EuroTambour                 | 1330 (52.4") | 1203 (47.5")         | 1046 (41.2")        |
| ET412/13/3S.* | 1200mm wide A4 EuroTambour, 3 shelves      | 1330 (52.4") | 1203 (47.5")         | 1046 (41.2")        |
| ET412/17.*    | 1200mm wide A4 EuroTambour                 | 1637 (64.4") | 1510 (59.4")         | 1046 (41.2")        |
| ET412/17/3S.* | 1200mm wide A4 EuroTambour, 3 shelves      | 1637 (64.4") | 1510 (59.4")         | 1046 (41.2")        |
| ET412/19.*    | 1200mm wide A4 EuroTambour                 | 1980 (78")   | 1853 (73")           | 1046 (41.2")        |
| ET412/19/4S.* | 1200mm wide A4 EuroTambour, 4 shelves      | 1980 (78")   | 1853 (73")           | 1046 (41.2")        |
| ET412/19/WP.* | 1200mm wide EuroTambour with Wardrobe Pack | 1980 (78")   | 1853 (73")           | 1046 (41.2")        |
| ET412/TB.*    | 1200mm wide A4 EuroTambour top box         | 495 (19.5")  | 397 (15.6")          | 1046 (41.2")        |
| ET41219WPPS   | Wardrobe Pack for ET412/19 EuroTambour     | -            | -                    | -                   |

EuroTambour internal options

Internal options

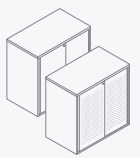
| Internals   | Code   | Description  | Width (mm)                                  | Drawer/shelf capacity (kg) |
|---|--|--|---|----------------------------|
|    | ET408SHPS<br>ET410SHPS<br>ET412SHPS          | shelf with undershelf filing                               | 800 (31.5")<br>1000 (39.4")<br>1200 (47.2") | 45<br>55<br>55             |
|    | ET4SHDVCLIPONP3                              | clip on shelf divider (3 pack)                             | -   | -                          |
|    | ET408RFPS<br>ET410RFPS<br>ET412RFPS          | roll-out filing frame for A4 & foolscap suspension pockets | 800 (31.5")<br>1000 (39.4")<br>1200 (47.2") | 30<br>35<br>35             |
|    | ET408RSPS<br>ET410RSPS<br>ET412RSPS          | roll-out shelf   | 800 (31.5")<br>1000 (39.4")<br>1200 (47.2") | 25<br>25<br>25             |
|    | ET408RD4PS<br>ET410RD4PS<br>ET412RD4PS       | roll-out 100mm (4") drawer                                 | 800 (31.5")<br>1000 (39.4")<br>1200 (47.2") | 10<br>15<br>15             |
|   | ET4DW4DP3PS                                  | 4" drawer dividers (3 pack)                                | -   | -                          |
|   | ET408LRPS<br>ET410LRPS<br>ET412LRPS          | lateral rail   | 800 (31.5")<br>1000 (39.4")<br>1200 (47.2") | 40<br>40<br>40             |
|  | ET408SSHMDPS<br>ET410SSHMDPS<br>ET412SSHMDPS | slotted shelf  | 800 (31.5")<br>1000 (39.4")<br>1200 (47.2") | 45<br>55<br>55             |
|  | TWSHDVP4PS                                   | steel shelf dividers (clip on design)                      | -   | -                          |
|  | TWISP6PS                                     | plastic intershelves (pack of 6)                           | -   | -                          |
|  | ETCRP1PS                                     | cross rails  | -   | -                          |

Glide II

BG20821SDSBST  
(plain doors)

BG20821PDSBST  
(perforated doors)

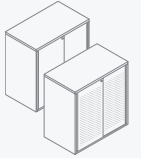
BG20821ADSBST  
(acoustic doors)



BG20823SDSBST  
(plain doors)

BG20823PDSBST  
(perforated doors)

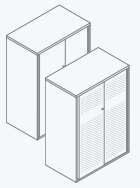
BG20823ADSBST  
(acoustic doors)



BG20834SDSBST  
(plain doors)

BG20834PDSBST  
(perforated doors)

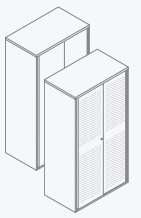
BG20834ADSBST  
(acoustic doors)



BG20846SDSBST  
(plain doors)

BG20846PDSBST  
(perforated doors)

BG20846ADSBST  
(acoustic doors)



800mm (31.5") wide, 470mm (18.5") deep

Vision

| Code          | Description                             | External height (mm) | Internal height (mm) | Internal width (mm) | Internal depth (mm) |
|---------------|---|----------------------|----------------------|---------------------|---------------------|
| BG20821SDSBST | plain doors, plain back, steel top      | 743 (29.2")          | 665 (26.2")          | 728 (28.7")         | 417 (16.4")         |
| BG20821PDSBST | perforated doors, plain back, steel top | 743 (29.2")          | 665 (26.2")          | 728 (28.7")         | 417 (16.4")         |
| BG20821ADSBST | acoustic doors, plain back, steel top   | 743 (29.2")          | 665 (26.2")          | 728 (28.7")         | 417 (16.4")         |
| BG20823SDSBST | plain doors, plain back, steel top      | 807 (31.8")          | 701 (27.6")          | 728 (28.7")         | 417 (16.4")         |
| BG20823PDSBST | perforated doors, plain back, steel top | 807 (31.8")          | 701 (27.6")          | 728 (28.7")         | 417 (16.4")         |
| BG20823ADSBST | acoustic doors, plain back, steel top   | 807 (31.8")          | 701 (27.6")          | 728 (28.7")         | 417 (16.4")         |
| BG20834SDSBST | plain doors, plain back, steel top      | 1149 (45.2")         | 1043 (41.1")         | 728 (28.7")         | 417 (16.4")         |
| BG20834PDSBST | perforated doors, plain back, steel top | 1149 (45.2")         | 1043 (41.1")         | 728 (28.7")         | 417 (16.4")         |
| BG20834ADSBST | acoustic doors, plain back, steel top   | 1149 (45.2")         | 1043 (41.1")         | 728 (28.7")         | 417 (16.4")         |
| BG20846SDSBST | plain doors, plain back, steel top      | 1529 (60.2")         | 1423 (56")           | 728 (28.7")         | 417 (16.4")         |
| BG20846PDSBST | perforated doors, plain back, steel top | 1529 (60.2")         | 1423 (56")           | 728 (28.7")         | 417 (16.4")         |
| BG20846ADSBST | acoustic doors, plain back, steel top   | 1529 (60.2")         | 1423 (56")           | 728 (28.7")         | 417 (16.4")         |

Height is adjustable up to 24mm (1") in total

Glide II

BG21021SDSBST  
(plain doors)

BG21021PDSBST  
(perforated doors)

BG21021ADSBST  
(acoustic doors)



BG21023SDSBST  
(plain doors)

BG21023PDSBST  
(perforated doors)

BG21023ADSBST  
(acoustic doors)



BG21034SDSBST  
(plain doors)

BG21034PDSBST  
(perforated doors)

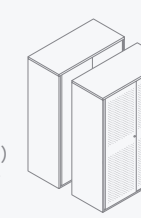
BG21034ADSBST  
(acoustic doors)



BG21046SDSBST  
(plain doors)

BG21046PDSBST  
(perforated doors)

BG21046ADSBST  
(acoustic doors)



1000mm (39.4") wide, 470mm (18.5") deep

Vision

| Code          | Description                             | Height (mm)  | Internal height (mm) | Internal width (mm) | Internal depth (mm) |
|---------------|---|--------------|----------------------|---------------------|---------------------|
| BG21021SDSBST | plain doors, plain back, steel top      | 743 (29.2")  | 665 (26.2")          | 928 (36.5")         | 417 (16.4")         |
| BG21021PDSBST | perforated doors, plain back, steel top | 743 (29.2")  | 665 (26.2")          | 928 (36.5")         | 417 (16.4")         |
| BG21021ADSBST | acoustic doors, plain back, steel top   | 743 (29.2")  | 665 (26.2")          | 928 (36.5")         | 417 (16.4")         |
| BG21023SDSBST | plain doors, plain back, steel top      | 807 (31.8")  | 701 (27.6")          | 928 (36.5")         | 417 (16.4")         |
| BG21023PDSBST | perforated doors, plain back, steel top | 807 (31.8")  | 701 (27.6")          | 928 (36.5")         | 417 (16.4")         |
| BG21023ADSBST | acoustic doors, plain back, steel top   | 807 (31.8")  | 701 (27.6")          | 928 (36.5")         | 417 (16.4")         |
| BG21034SDSBST | plain doors, plain back, steel top      | 1149 (45.2") | 1043 (41.1")         | 928 (36.5")         | 417 (16.4")         |
| BG21034PDSBST | perforated doors, plain back, steel top | 1149 (45.2") | 1043 (41.1")         | 928 (36.5")         | 417 (16.4")         |
| BG21034ADSBST | acoustic doors, plain back, steel top   | 1149 (45.2") | 1043 (41.1")         | 928 (36.5")         | 417 (16.4")         |
| BG21046SDSBST | plain doors, plain back, steel top      | 1529 (60.2") | 1423 (56")           | 928 (36.5")         | 417 (16.4")         |
| BG21046PDSBST | perforated doors, plain back, steel top | 1529 (60.2") | 1423 (56")           | 928 (36.5")         | 417 (16.4")         |
| BG21046ADSBST | acoustic doors, plain back, steel top   | 1529 (60.2") | 1423 (56")           | 928 (36.5")         | 417 (16.4")         |

Height is adjustable up to 24mm (1") in total

Glide II



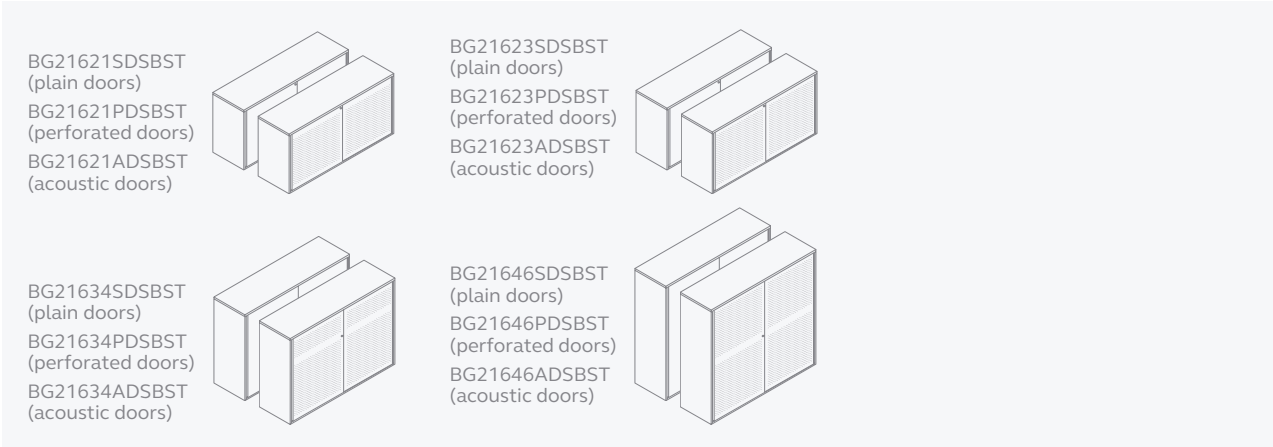
1200mm (47.2") wide, 470mm (18.5") deep

Vision

| Code          | Description                             | Height (mm)  | Internal height (mm) | Internal width (mm) | Internal depth (mm) |
|---------------|---|--------------|----------------------|---------------------|---------------------|
| BG21221SDSBST | plain doors, plain back, steel top      | 743 (29.2")  | 665 (26.2")          | 1128 (44.4")        | 417 (16.4")         |
| BG21221PDSBST | perforated doors, plain back, steel top | 743 (29.2")  | 665 (26.2")          | 1128 (44.4")        | 417 (16.4")         |
| BG21221ADSBST | acoustic doors, plain back, steel top   | 743 (29.2")  | 665 (26.2")          | 1128 (44.4")        | 417 (16.4")         |
| BG21223SDSBST | plain doors, plain back, steel top      | 807 (31.8")  | 701 (27.6")          | 1128 (44.4")        | 417 (16.4")         |
| BG21223PDSBST | perforated doors, plain back, steel top | 807 (31.8")  | 701 (27.6")          | 1128 (44.4")        | 417 (16.4")         |
| BG21223ADSBST | acoustic doors, plain back, steel top   | 807 (31.8")  | 701 (27.6")          | 1128 (44.4")        | 417 (16.4")         |
| BG21234SDSBST | plain doors, plain back, steel top      | 1149 (45.2") | 1043 (41.1")         | 1128 (44.4")        | 417 (16.4")         |
| BG21234PDSBST | perforated doors, plain back, steel top | 1149 (45.2") | 1043 (41.1")         | 1128 (44.4")        | 417 (16.4")         |
| BG21234ADSBST | acoustic doors, plain back, steel top   | 1149 (45.2") | 1043 (41.1")         | 1128 (44.4")        | 417 (16.4")         |
| BG21246SDSBST | plain doors, plain back, steel top      | 1529 (60.2") | 1423 (56")           | 1128 (44.4")        | 417 (16.4")         |
| BG21246PDSBST | perforated doors, plain back, steel top | 1529 (60.2") | 1423 (56")           | 1128 (44.4")        | 417 (16.4")         |
| BG21246ADSBST | acoustic doors, plain back, steel top   | 1529 (60.2") | 1423 (56")           | 1128 (44.4")        | 417 (16.4")         |

Height is adjustable up to 24mm (1") in total

Glide II



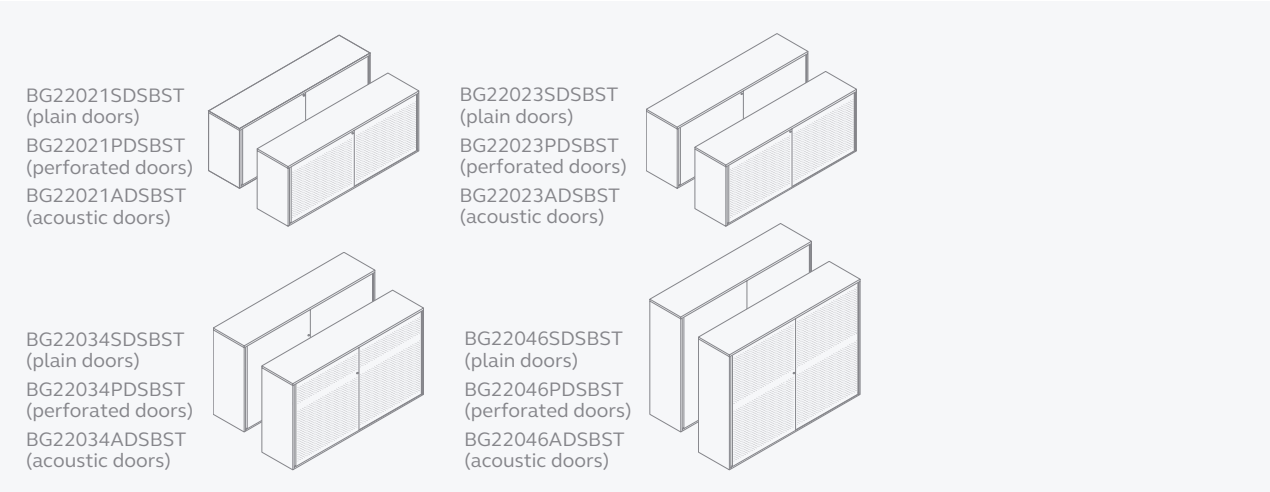
1600mm (63") wide, 470mm (18.5") deep


Vision

| Code          | Description                             | Height (mm)  | Internal height (mm) | Internal width (mm) | Internal depth (mm) |
|---------------|---|--------------|----------------------|---------------------|---------------------|
| BG21621SDSBST | plain doors, plain back, steel top      | 743 (29.2")  | 665 (26.2")          | 2 x 728 (28.7")     | 417 (16.4")         |
| BG21621PDSBST | perforated doors, plain back, steel top | 743 (29.2")  | 665 (26.2")          | 2 x 728 (28.7")     | 417 (16.4")         |
| BG21621ADSBST | acoustic doors, plain back, steel top   | 743 (29.2")  | 665 (26.2")          | 2 x 728 (28.7")     | 417 (16.4")         |
| BG21623SDSBST | plain doors, plain back, steel top      | 807 (31.8")  | 701 (27.6")          | 2 x 728 (28.7")     | 417 (16.4")         |
| BG21623PDSBST | perforated doors, plain back, steel top | 807 (31.8")  | 701 (27.6")          | 2 x 728 (28.7")     | 417 (16.4")         |
| BG21623PDSBST | acoustic doors, plain back, steel top   | 807 (31.8")  | 701 (27.6")          | 2 x 728 (28.7")     | 417 (16.4")         |
| BG21634SDSBST | plain doors, plain back, steel top      | 1149 (45.2") | 1043 (41.1")         | 2 x 728 (28.7")     | 417 (16.4")         |
| BG21634PDSBST | perforated doors, plain back, steel top | 1149 (45.2") | 1043 (41.1")         | 2 x 728 (28.7")     | 417 (16.4")         |
| BG21634ADSBST | acoustic doors, plain back, steel top   | 1149 (45.2") | 1043 (41.1")         | 2 x 728 (28.7")     | 417 (16.4")         |
| BG21646SDSBST | plain doors, plain back, steel top      | 1529 (60.2") | 1423 (56")           | 2 x 728 (28.7")     | 417 (16.4")         |
| BG21646PDSBST | perforated doors, plain back, steel top | 1529 (60.2") | 1423 (56")           | 2 x 728 (28.7")     | 417 (16.4")         |
| BG21646ADSBST | acoustic doors, plain back, steel top   | 1529 (60.2") | 1423 (56")           | 2 x 728 (28.7")     | 417 (16.4")         |

Height is adjustable up to 24mm (1") in total  
Glide II units 1600mm (63") wide and over will require on-site assembly

Glide II

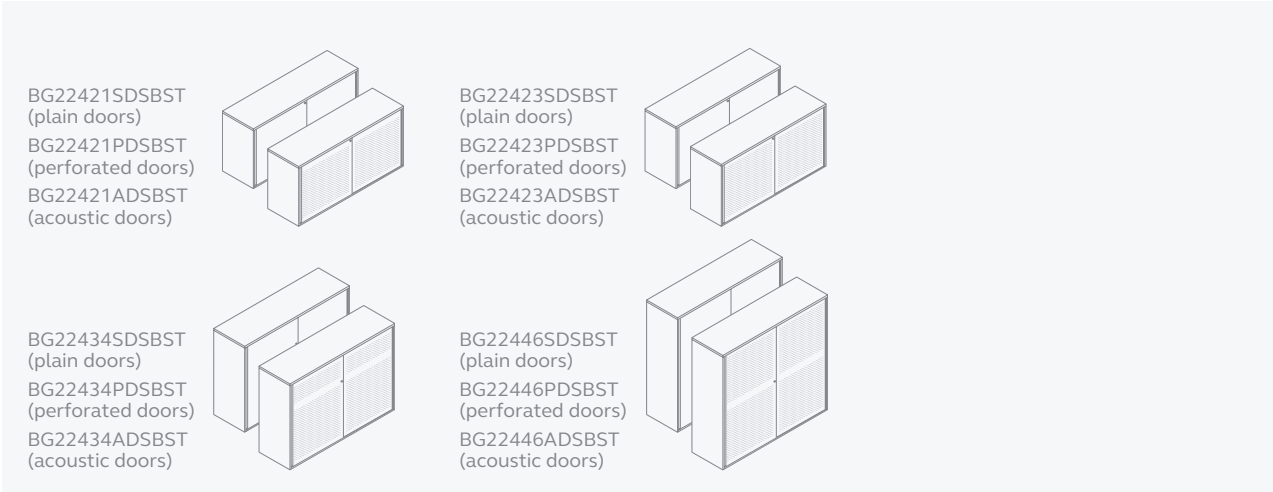



Vision 

| Code          | Description                             | Height (mm)  | Internal height (mm) | Internal width (mm) | Internal depth (mm) |
|---------------|---|--------------|----------------------|---------------------|---------------------|
| BG22021SDSBST | plain doors, plain back, steel top      | 743 (29.2")  | 665 (26.2")          | 2 x 928 (36.5")     | 417 (16.4")         |
| BG22021PDSBST | perforated doors, plain back, steel top | 743 (29.2")  | 665 (26.2")          | 2 x 928 (36.5")     | 417 (16.4")         |
| BG22021ADSBST | acoustic doors, plain back, steel top   | 743 (29.2")  | 665 (26.2")          | 2 x 928 (36.5")     | 417 (16.4")         |
| BG22023SDSBST | plain doors, plain back, steel top      | 807 (31.8")  | 701 (27.6")          | 2 x 928 (36.5")     | 417 (16.4")         |
| BG22023PDSBST | perforated doors, plain back, steel top | 807 (31.8")  | 701 (27.6")          | 2 x 928 (36.5")     | 417 (16.4")         |
| BG22023ADSBST | acoustic doors, plain back, steel top   | 807 (31.8")  | 701 (27.6")          | 2 x 928 (36.5")     | 417 (16.4")         |
| BG22034SDSBST | plain doors, plain back, steel top      | 1149 (45.2") | 1043 (41.1")         | 2 x 928 (36.5")     | 417 (16.4")         |
| BG22034PDSBST | perforated doors, plain back, steel top | 1149 (45.2") | 1043 (41.1")         | 2 x 928 (36.5")     | 417 (16.4")         |
| BG22034ADSBST | acoustic doors, plain back, steel top   | 1149 (45.2") | 1043 (41.1")         | 2 x 928 (36.5")     | 417 (16.4")         |
| BG22046SDSBST | plain doors, plain back, steel top      | 1529 (60.2") | 1423 (56")           | 2 x 928 (36.5")     | 417 (16.4")         |
| BG22046PDSBST | perforated doors, plain back, steel top | 1529 (60.2") | 1423 (56")           | 2 x 928 (36.5")     | 417 (16.4")         |
| BG22046ADSBST | acoustic doors, plain back, steel top   | 1529 (60.2") | 1423 (56")           | 2 x 928 (36.5")     | 417 (16.4")         |

Height is adjustable up to 24mm (1") in total  
Glide II units 1600mm (63") wide and over will require on-site assembly

Glide II



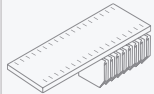
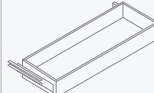


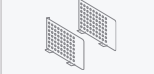

Vision 

| Code          | Description                             | Height (mm)  | Internal height (mm) | Internal width (mm) | Internal depth (mm) |
|---------------|---|--------------|----------------------|---------------------|---------------------|
| BG22421SDSBST | plain doors, plain back, steel top      | 743 (29.2")  | 665 (26.2")          | 2 x 1128 (44.4")    | 417 (16.4")         |
| BG22421PDSBST | perforated doors, plain back, steel top | 743 (29.2")  | 665 (26.2")          | 2 x 1128 (44.4")    | 417 (16.4")         |
| BG22421ADSBST | acoustic doors, plain back, steel top   | 743 (29.2")  | 665 (26.2")          | 2 x 1128 (44.4")    | 417 (16.4")         |
| BG22423SDSBST | plain doors, plain back, steel top      | 807 (31.8")  | 701 (27.6")          | 2 x 1128 (44.4")    | 417 (16.4")         |
| BG22423PDSBST | perforated doors, plain back, steel top | 807 (31.8")  | 701 (27.6")          | 2 x 1128 (44.4")    | 417 (16.4")         |
| BG22423ADSBST | acoustic doors, plain back, steel top   | 807 (31.8")  | 701 (27.6")          | 2 x 1128 (44.4")    | 417 (16.4")         |
| BG22434SDSBST | plain doors, plain back, steel top      | 1149 (45.2") | 1043 (41.1")         | 2 x 1128 (44.4")    | 417 (16.4")         |
| BG22434PDSBST | perforated doors, plain back, steel top | 1149 (45.2") | 1043 (41.1")         | 2 x 1128 (44.4")    | 417 (16.4")         |
| BG22434ADSBST | acoustic doors, plain back, steel top   | 1149 (45.2") | 1043 (41.1")         | 2 x 1128 (44.4")    | 417 (16.4")         |
| BG22446SDSBST | plain doors, plain back, steel top      | 1529 (60.2") | 1423 (56")           | 2 x 1128 (44.4")    | 417 (16.4")         |
| BG22446PDSBST | perforated doors, plain back, steel top | 1529 (60.2") | 1423 (56")           | 2 x 1128 (44.4")    | 417 (16.4")         |
| BG22446ADSBST | acoustic doors, plain back, steel top   | 1529 (60.2") | 1423 (56")           | 2 x 1128 (44.4")    | 417 (16.4")         |

Glide II units 1600mm (63") wide and over will require on-site assembly

Glide II internal options

Internal options

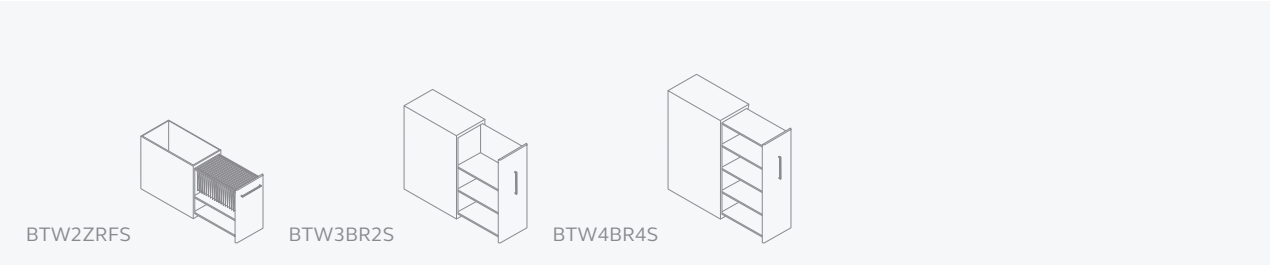
| Internals   | Code            | Description   | Width (mm)   | Drawer/shelf capacity (kg) |
|---|-----------------|---|--------------|----------------------------|
|    | G2IC08SSUPS     | slotted shelf with undershelf filing  | 800 (31.5")  | 45 + 23<br>under shelf     |
|   | G2IC10SSUPS     | slotted shelf with undershelf filing  | 1000 (39.4") |                            |
|   | G2IC12SSUPS     | slotted shelf with undershelf filing  | 1200 (47.2") |                            |
|    | G2IC08RFPS      | roll out filing frame   | 800 (31.5")  | -                          |
|   | G2IC10RFPS      | roll out filing frame   | 1000 (39.4") |                            |
|   | G2IC12RFPS      | roll out filing frame includes 1 cross rail   | 1200 (47.2") |                            |
|   | G2DB08          | drawer base (includes 3 drawer dividers)  | 800 (31.5")  | -                          |
|   | G2DB10          | drawer base (includes 3 drawer dividers)  | 1000 (39.4") |                            |
|   | G2DB12          | drawer base (includes 3 drawer dividers) to fit into roll out filing frame 89mm (3.5") high | 1200 (47.2") |                            |
|   | G2DBDVP3PS      | drawer base divider (pack of 3)   | -            | -                          |
|    | G2IC21A408SSUPS | 21 module unit shelf  | 800 (31.5")  | -                          |
|   | G2IC21A410SSUPS | 21 module unit shelf  | 1000 (39.4") |                            |
|   | G2IC21A412SSUPS | 21 module unit shelf allows 2 rows of A4 vertical filing for the 21mod unit                 | 1200 (47.2") |                            |
|   |                 |   |              |                            |
|    | DSB4            | drop in storage bin to fit into roll out filing frame 181mm (7.2") wide x 246mm (9.7") high | -            | -                          |
|   | TWSHDVP4PS      | steel shelf dividers (clip on design) (pack of 4)   | -            | -                          |
|  | TWISP6PS        | plastic intershelves – (pack of 6) to make pigeon hole arrangement                          | -            | -                          |

All Internals supplied are supplied in BLACK (except plastic shelf dividers & pigeon hole set supplied in translucent plastic)  
Roll out filing frames can only be used in Glide II units 1600mm (63") wide and above

Safety Warning

Pull out elements should only be fitted in the lower half of the cabinet.

Towers



Towers

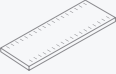



Performance 

| Code      | Description  | Height (mm)  | Width (mm)  | Depth (mm)  |
|-----------|--|--------------|-------------|-------------|
| BTW2ZRFS* | tower 2, no top panel, file rail, 1 adjustable shelf                   | 698 (27.5")  | 420 (16.5") | 800 (31.5") |
| BTW3BR2S* | tower 3, 18mm (0.7") top panel, 2 adjustable shelves                   | 1118 (44")   | 450 (17.7") | 800 (31.5") |
| BTW3BRLS* | tower 3, 18mm (0.7") top panel, tool ladder, 1 adjustable shelf        | 1118 (44")   | 450 (17.7") | 800 (31.5") |
| BTW4BR4S* | tower 4, 18mm (0.7") top panel, 4 adjustable shelves                   | 1300 (51.2") | 450 (17.7") | 800 (31.5") |
| BTW21ZR*  | tower 21, no top panel, 1 fixed 6mm (0.2") shelf with vertical support | 718 (28.3")  | 420 (17.7") | 800 (31.5") |

\* Right handed units are shown, replace R with L for left handed units e.g. BTW4BR3S = right handed, BTW4BL3S = left handed

Tower internal options

Accessories

| Internals   | Code     | Description  | Drawer/shelf capacity (kg) |
|---|----------|--|----------------------------|
|  | ASHTW2   | adjustable shelf for tower 2 & 21                      | 36                         |
|   | ASHTW34  | adjustable shelf for tower 3 & 4                       | 36                         |
|  | SRSTW234 | sliding reference shelf (usable with FFTW234)          | -                          |
|  | DSB2     | drop in storage bin (1/2 module) (usable with FFTW234) | -                          |
|  | DSB4     | drop in storage bin (1/4 module) (usable with FFTW234) | -                          |

Internal options

| Internals   | Code       | Description                                  | Factory fitted |
|---|------------|--|----------------|
|    | BBRDTW2    | bulletin board for tower 2                   | B              |
|   | BBRDTW3    | bulletin board for tower 3                   | B              |
|   | BBRDTW4    | bulletin board for tower 4                   | B              |
|   | BBRDTW21   | bulletin board for tower 21                  | B              |
|    | FFTW234    | filing frame & cross rail for tower 2, 3 & 4 | F              |
|  | ALTW3      | accessory ladder for tower 3                 | L              |
|   | ALTW4      | accessory ladder for tower 4                 | L              |
|  | TWSHDVP4PS | steel shelf dividers (pack of 4)             | -              |
|  | TWISP6PS   | plastic intershelves (pack of 6)             | -              |

Bite



Bite



| Code        | Description  | Height (mm) | Width (mm) | Depth (mm) |
|-------------|--|-------------|------------|------------|
| BTBACPLBIIF | left handed, pin-able board, 2 intermediate & 1 filing drawer  | 930 (37")   | 428 (17")  | 573 (23")  |
| BTBACPLBMF  | left handed, pin-able board, 1 medium & 1 filing drawer        | 930 (37")   | 428 (17")  | 573 (23")  |
| BTBACPLWIIF | left handed, whiteboard, 2 intermediate & 1 filing drawer      | 930 (37")   | 428 (17")  | 573 (23")  |
| BTBACPLWMF  | left handed, whiteboard, 1 medium & 1 filing drawer            | 930 (37")   | 428 (17")  | 573 (23")  |
| BTBACPRBIIF | right handed, pin-able board, 2 intermediate & 1 filing drawer | 930 (37")   | 428 (17")  | 573 (23")  |
| BTBACPRBMF  | right handed, pin-able board, 1 medium & 1 filing drawer       | 930 (37")   | 428 (17")  | 573 (23")  |
| BTBACPRWIIF | right handed, whiteboard, 2 intermediate & 1 filing drawer     | 930 (37")   | 428 (17")  | 573 (23")  |
| BTBACPRWMF  | right handed, whiteboard, 1 medium & 1 filing drawer           | 930 (37")   | 428 (17")  | 573 (23")  |
| DIP         | drop-in pen tray (A4) ordered separately                       |             |            |            |



Caddy



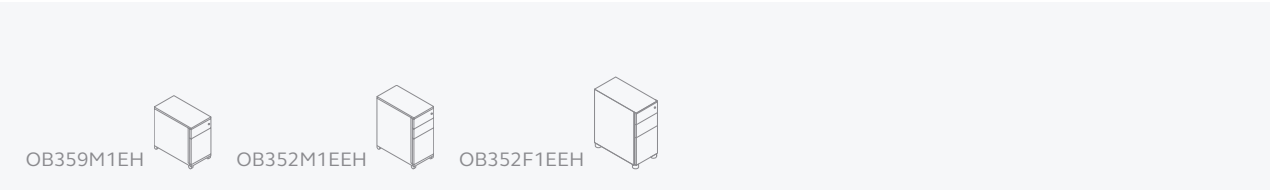
Caddy

Performance

| Code     | Description  | External height (mm) | External width (mm) | External depth (mm) | Drawer internal height (mm)           | Drawer internal width (mm) | Drawer internal depth (mm) |
|----------|--|----------------------|---------------------|---------------------|---------------------------------------|----------------------------|----------------------------|
| CADM08LH | Caddy 800mm (31.5") wide, left hand configuration, one stationery drawer, one filing drawer.   | 563 (13")            | 800 (31.4")         | 490 (19.3")         | Stationery 82 (3.2"), File 244 (9.6") | 330 (13")                  | 390 (15.4")                |
| CADM08RH | Caddy 800mm (31.5") wide, right hand configuration, one stationery drawer, one filing drawer.  | 563 (13")            | 800 (31.4")         | 490 (19.3")         | Stationery 82 (3.2"), File 244 (9.6") | 330 (13")                  | 390 (15.4")                |
| CADM09LH | Caddy 900mm (35.4") wide, left hand configuration, one stationery drawer, one filing drawer.   | 563 (13")            | 900 (35.4")         | 490 (19.3")         | Stationery 82 (3.2"), File 244 (9.6") | 330 (13")                  | 390 (15.4")                |
| CADM09RH | Caddy 900mm (35.4") wide, right hand configuration, one stationery drawer, one filing drawer.  | 563 (13")            | 900 (35.4")         | 490 (19.3")         | Stationery 82 (3.2"), File 244 (9.6") | 330 (13")                  | 390 (15.4")                |
| CADM10LH | Caddy 1000mm (39.4") wide, left hand configuration, one stationery drawer, one filing drawer.  | 563 (13")            | 1000 (39.4")        | 490 (19.3")         | Stationery 82 (3.2"), File 244 (9.6") | 330 (13")                  | 390 (15.4")                |
| CADM10RH | Caddy 1000mm (39.4") wide, right hand configuration, one stationery drawer, one filing drawer. | 563 (13")            | 1000 (39.4")        | 490 (19.3")         | Stationery 82 (3.2"), File 244 (9.6") | 330 (13")                  | 390 (15.4")                |

Capacity guide Shelf: 24kg  
Drawer: Stationery 13kg, File 26kg

Integrated pedestals



Mobile and freestanding pedestals – 300mm (11.8") wide\*

Vision

| Code          | Description                    | Height (mm) | Depth (mm)  | Drawer internal height (mm) | Drawer internal width (mm) | Drawer internal depth (mm) |
|---------------|--------------------------------|-------------|-------------|-----------------------------|----------------------------|----------------------------|
| OB359M1EH**   | 1 stationery & 1 filing drawer | 500 (19.7") | 565 (22.2") | 82 (3.2") / 244 (9.6")      | 210 (8.3")                 | 471 (18.5")                |
| OB352M1EEH**  | 2 stationery & 1 filing drawer | 650 (25.6") | 565 (22.2") | 82 (3.2") / 244 (9.6")      | 210 (8.3")                 | 471 (18.5")                |
| OB352F1EEH*** | 2 stationery & 1 filing drawer | 670 (26.4") | 565 (22.2") | 82 (3.2") / 244 (9.6")      | 210 (8.3")                 | 471 (18.5")                |

\* To specify these pedestals without tops please change the number '1' to '7'  
\*\*These pedestals are mobile  
\*\*\*These pedestals are freestanding – height adjustable +40mm (1.6")



Freestanding pedestal – 420mm (16.5") wide\*

Vision

| Code       | Description                    | Height (mm) | Depth (mm)  | Drawer internal height (mm) | Drawer internal width (mm) | Drawer internal depth (mm) |
|------------|--------------------------------|-------------|-------------|-----------------------------|----------------------------|----------------------------|
| OBA52F1HH  | 2 filing drawers               | 670 (26.4") | 565 (22.2") | 244 (9.6")                  | 330 (13")                  | 471 (18.5")                |
| OBA52F1EEH | 2 stationery & 1 filing drawer | 670 (26.4") | 565 (22.2") | 82 (3.2") / 244 (9.6")      | 330 (13")                  | 471 (18.5")                |
| OBA72F1HH  | 2 filing drawers               | 670 (26.4") | 775 (30.5") | 244 (9.6")                  | 330 (13")                  | 680 (26.8")                |
| OBA72F1EEH | 2 stationery & 1 filing drawer | 670 (26.4") | 775 (30.5") | 82 (3.2") / 244 (9.6")      | 330 (13")                  | 680 (26.8")                |

\* To specify these pedestals without tops please change the number '1' to '7'  
Height adjustable +40mm (1.6")



Integrated pedestals



Mobile pedestal – 420mm (16.5") wide\*



| Code       | Description                    | Height (mm) | Depth (mm)  | Drawer internal height (mm) | Drawer internal width (mm) | Drawer internal depth (mm) |
|------------|--------------------------------|-------------|-------------|-----------------------------|----------------------------|----------------------------|
| OBA52M1HH  | 2 filing drawers               | 650 (25.6") | 565 (22.2") | 244 (9.6")                  | 330 (13")                  | 471 (18.5")                |
| OBA52M1EEH | 2 stationery & 1 filing drawer | 650 (25.6") | 565 (22.2") | 82 (3.2") / 244 (9.6")      | 330 (13")                  | 471 (18.5")                |
| OBA72M1HH  | 2 filing drawers               | 650 (25.6") | 775 (30.5") | 244 (9.6")                  | 330 (13")                  | 680 (26.8")                |
| OBA72M1EEH | 2 stationery & 1 filing drawer | 650 (25.6") | 775 (30.5") | 82 (3.2") / 244 (9.6")      | 330 (13")                  | 680 (26.8")                |
| OBA59M1EH  | 1 stationery & filing drawer   | 500 (19.7") | 565 (22.2") | 82 (3.2") / 244 (9.6")      | 330 (13")                  | 471 (18.5")                |
| OBA59M1EEE | 3 stationery drawers           | 500 (19.7") | 565 (22.2") | 82 (3.2")                   | 330 (13")                  | 471 (18.5")                |

\* To specify these pedestals without tops please change the number ‘1’ to ‘7’  
Top height is 6mm (0.2")

Safety warning

All mobile pedestals fitted with a file drawer should include either a fifth castor or a counterbalance  
A counterbalance should be specified for all mobile pedestals fitted with two file drawers  
All freestanding pedestals not linked to a workstation and fitted with one or more file drawers must include a counterbalance

Integrated pedestals accessories

Seat pads

Fabric-covered, foam seat pads can be ordered for these pedestals. See page 118 for more details.

Accessories

| Code    | Description              | Pack quantity |
|---------|--------------------------|---------------|
| LTA4P6  | A4 letter tray           | 6             |
| LTA4P4  | A4 letter tray           | 4             |
| SDDA4P1 | A4 system drawer divider | 1             |

Roll-out pentray

Roll-out pen trays can be fitted behind the top stationery drawer. To order suffix pedestal Code with /P

A4 drop-in pentray

Drop-in pentray can be either specified as factory fitted (suffix pedestal item U) or ordered separately  
U – factory fitted DIP – drop in pentray (A4)

Counterbalance

Counterbalances can be either specified as factory fitted (suffix pedestal item Q) or ordered separately (BUPCW)

Fifth castor

A fifth castor can be fitted to filing drawers. To order, suffix pedestal item with /T

Notes

- Numerous other configurations available – speak to your Bisley representative for details and prices. Please note that F1/M1 within the product Code denotes that the pedestal is supplied with a 6mm (0.2") steel top. To remove a steel top to any Integrated Pedestal, replace ‘1’ with ‘7 ’ in Code (removes 6mm (0.2") to pedestal height), e.g. OBA52F1HH to OBA52F7HH

Note pedestals



Mobile pedestals – 300mm (11.8") wide, 565mm (22.2") deep

Performance

| Code        | Description   | Height (mm) | Drawer internal height (mm) | Drawer internal width (mm) | Drawer internal depth (mm) |
|-------------|---|-------------|-----------------------------|----------------------------|----------------------------|
| NW359M7SF   | mobile (1 stationery & 1 filing drawer) with 5th castor   | 495 (19.5") | 82 (3.2") /244 (9.6")       | 210 (8.3")                 | 471 (18.5")                |
| NW359M7SSS  | mobile (3 stationery drawers)                             | 495 (19.5") | 82 (3.2")                   | 210 (8.3")                 | 471 (18.5")                |
| NW35AM7IIF  | mobile (2 intermediate & 1 filing drawer) with 5th castor | 565 (22.2") | 82 (3.2")/ 244 (9.6")       | 210 (8.3")                 | 471 (18.5")                |
| NW352M7FF   | mobile (2 filing drawers) including counterweight         | 645 (25.3") | 244 (9.6')                  | 210 (8.3")                 | 471 (18.5")                |
| NW352M7SSF* | mobile (2 stationery & 1 filing drawer) with 5th castor   | 645 (25.3") | 82 (3.2")/ 244 (9.6")       | 210 (8.3")                 | 471 (18.5")                |



Mobile pedestals – 420mm (16.5") wide, 565mm (22.2") deep

Performance

| Code        | Description   | Height (mm) | Drawer internal height (mm) | Drawer internal width (mm) | Drawer internal depth (mm) |
|-------------|---|-------------|-----------------------------|----------------------------|----------------------------|
| NWA59M7SF*  | mobile (1 stationery & 1 filing drawer) with 5th castor   | 495 (19.5") | 82 (3.2")/ 244 (9.6")       | 330 (13")                  | 471 (18.5")                |
| NWA59M7SSS  | mobile (3 stationery drawers)                             | 495 (19.5") | 82 (3.2")                   | 330 (13")                  | 471 (18.5")                |
| NWA5AM7IIF* | mobile (2 intermediate & 1 filing drawer) with 5th castor | 565 (22.2") | 82 (3.2")/ 244 (9.6")       | 330 (13")                  | 471 (18.5")                |
| NWA52M7FF   | mobile (2 filing drawers) including counterweight         | 645 (25.3") | 244 (9.6")                  | 330 (13")                  | 471 (18.5")                |
| NWA52M7SSF* | mobile (2 stationery & 1 filing drawer) with 5th castor   | 645 (25.3") | 82 (3.2")/ 244 (9.6")       | 330 (13")                  | 471 (18.5")                |

Note pedestals



Note pedestal, freestanding – 420mm (16.5") wide

Performance

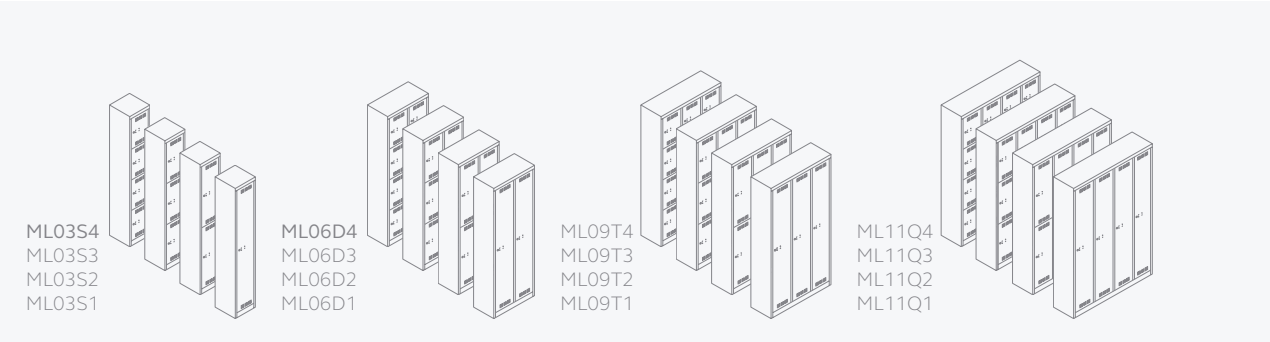
| Code       | Description   | Height (mm) | Depth (mm)  | Drawer internal height (mm) | Drawer internal width (mm) | Drawer internal depth (mm) |
|------------|---|-------------|-------------|-----------------------------|----------------------------|----------------------------|
| NWA53G7FF  | free standing/desk supporting (2 filing drawers)                                | 698 (28")   | 565 (22.2") | 244 (9.6")                  | 330 (13")                  | 471 (18.5")                |
| NWA53G7SSF | free standing/desk supporting (2 stationery & 1 filing drawer)                  | 698 (28")   | 565 (22.2") | 82 (3.2")/ 244 (9.6")       | 330 (13")                  | 471 (18.5")                |
| NWA73G7FF  | free standing/desk supporting (2 filing drawers)                                | 698 (28")   | 775 (30.5") | 244 (9.6")                  | 330 (13")                  | 680 (26.8")                |
| NWA73G7SSF | free standing/desk supporting (2 stationery & 1 filing drawer)                  | 698 (28")   | 775 (30.5") | 82 (3.2")/ 244 (9.6")       | 330 (13")                  | 680 (26.8")                |
| DIP        | drop-in pen tray (A4) can be ordered separately                                 | -           | 235 (9.3")  | -                           | -                          | -                          |
| 1**        | 6mm (0.2") over-sailing decorative steel top (add 6mm (0.2") to overall height) | 6 (0.2")    | -           | -                           | -                          | -                          |

\* Available on Quick Ship Programme in silver only. See page 114  
\*\* To add a 'decorative steel top' to any Note pedestal, replace '7' with '1' in Code (adds 6mm (0.2") to pedestal height)  
e.g. NWA59M1SF mobile pedestal as above with added 6mm (0.2") decorative steel top  
height adjustable +20mm (0.8")

Pedestal drawer capacity guide

| Width (mm)  | Stationery | Intermediate | File |
|-------------|------------|--------------|------|
| 300 (11.8") | 8kg        | 8kg          | 17kg |
| 420 (16.5") | 13kg       | 13kg         | 26kg |

MonoBloc

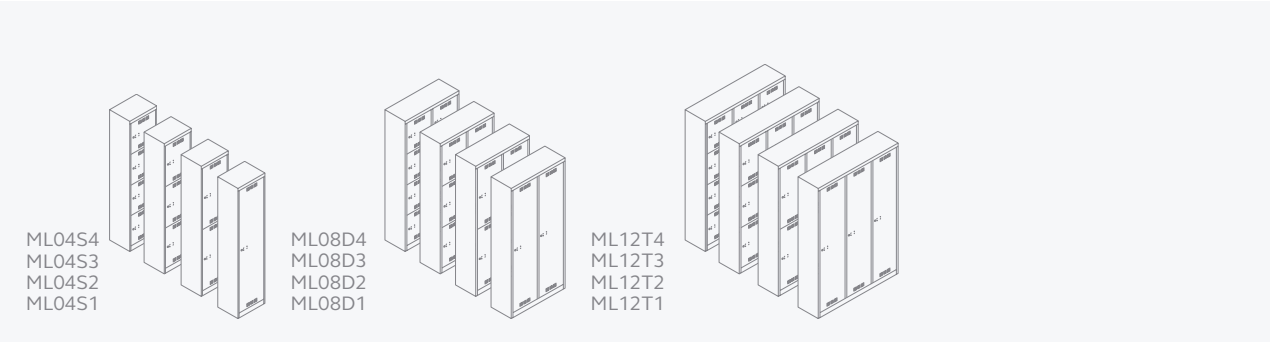


MonoBloc lockers – 248mm (9.76") wide doors 1700mm (66.9") high, 500mm (19.7") deep Classic  

| Code   | Description<br>no. doors x<br>size of doors | External<br>width<br>(mm) | Internal<br>door<br>height<br>(mm) | Horizontal<br>split (No. of<br>columns) | Vertical<br>split<br>(No. of<br>rows) | Compartment<br>height (mm) | Compartment<br>width (mm) | Compartment<br>depth (mm) |
|--------|---|---------------------------|------------------------------------|---|---------------------------------------|----------------------------|---------------------------|---------------------------|
| ML03S1 | 1 x full height door                        | 322 (12.7")               | 1580 (62.2")                       | 1                                       | 1                                     | 1580 (62.2")               | 220 (8.7")                | 475 (18.7")               |
| ML03S2 | 2 x half height doors                       | 322 (12.7")               | 787 (31")                          | 1                                       | 2                                     | 787 (31")                  | 220 (8.7")                | 475 (18.7")               |
| ML03S3 | 3 x third height doors                      | 322 (12.7")               | 520 (20.5")                        | 1                                       | 3                                     | 520 (20.5")                | 220 (8.7")                | 475 (18.7")               |
| ML03S4 | 4 x quarter height doors                    | 322 (12.7")               | 390 (15.4")                        | 1                                       | 4                                     | 390 (15.4")                | 220 (8.7")                | 475 (18.7")               |
| ML06D1 | 2 x full height doors                       | 610 (24")                 | 1580 (62.2")                       | 2                                       | 1                                     | 1580 (62.2")               | 220 (8.7")                | 475 (18.7")               |
| ML06D2 | 4 x half height doors                       | 610 (24")                 | 787 (31")                          | 2                                       | 2                                     | 787 (31")                  | 220 (8.7")                | 475 (18.7")               |
| ML06D3 | 6 x third height doors                      | 610 (24")                 | 520 (20.5")                        | 2                                       | 3                                     | 520 (20.5")                | 220 (8.7")                | 475 (18.7")               |
| ML06D4 | 8 x quarter height doors                    | 610 (24")                 | 390 (15.4")                        | 2                                       | 4                                     | 390 (15.4")                | 220 (8.7")                | 475 (18.7")               |
| ML09T1 | 3 x full height doors                       | 900 (35.4")               | 1580 (62.2")                       | 3                                       | 1                                     | 1580 (62.2")               | 220 (8.7")                | 475 (18.7")               |
| ML09T2 | 6 x half height doors                       | 900 (35.4")               | 787 (31")                          | 3                                       | 2                                     | 787 (31")                  | 220 (8.7")                | 475 (18.7")               |
| ML09T3 | 9 x third height doors                      | 900 (35.4")               | 520 (20.5")                        | 3                                       | 3                                     | 520 (20.5")                | 220 (8.7")                | 475 (18.7")               |
| ML09T4 | 12 x quarter height doors                   | 900 (35.4")               | 390 (15.4")                        | 3                                       | 4                                     | 390 (15.4")                | 220 (8.7")                | 475 (18.7")               |
| ML11Q1 | 4 x full height doors                       | 1183 (46.6")              | 1580 (62.2")                       | 4                                       | 1                                     | 1580 (62.2")               | 220 (8.7")                | 475 (18.7")               |
| ML11Q2 | 8 x half height doors                       | 1183 (46.6")              | 787 (31")                          | 4                                       | 2                                     | 787 (31")                  | 220 (8.7")                | 475 (18.7")               |
| ML11Q3 | 12 x third height doors                     | 1183 (46.6")              | 520 (20.5")                        | 4                                       | 3                                     | 520 (20.5")                | 220 (8.7")                | 475 (18.7")               |
| ML11Q4 | 16 x quarter height doors                   | 1183 (46.6")              | 390 (15.4")                        | 4                                       | 4                                     | 390 (15.4")                | 220 (8.7")                | 475 (18.7")               |

Carcase colour is always light grey. For door colour options and surcharges see page 114

MonoBloc



MonoBloc lockers – 348mm (13.7") wide doors 1700mm (66.9") high, 500mm (19.7") deep Classic  

| Code   | Description<br>no. doors x<br>size of doors | External<br>width<br>(mm) | Internal<br>door<br>height<br>(mm) | Horizontal<br>split (No. of<br>columns) | Vertical<br>split<br>(No. of<br>rows) | Compartment<br>height (mm) | Compartment<br>width (mm) | Compartment<br>depth (mm) |
|--------|---|---------------------------|------------------------------------|---|---------------------------------------|----------------------------|---------------------------|---------------------------|
| ML04S1 | 1 x full height door                        | 422 (16.6")               | 1580 (62.2")                       | 1                                       | 1                                     | 1580 (62.2")               | 320 (12.6")               | 475 (18.7")               |
| ML04S2 | 2 x half height doors                       | 422 (16.6")               | 787 (31")                          | 1                                       | 2                                     | 787 (31")                  | 320 (12.6")               | 475 (18.7")               |
| ML04S3 | 3 x third height doors                      | 422 (16.6")               | 520 (20.5")                        | 1                                       | 3                                     | 520 (20.5")                | 320 (12.6")               | 475 (18.7")               |
| ML04S4 | 4 x quarter height doors                    | 422 (16.6")               | 390 (15.4")                        | 1                                       | 4                                     | 390 (15.4")                | 320 (12.6")               | 475 (18.7")               |
| ML08D1 | 2 x full height doors                       | 810 (31.9")               | 1580 (62.2")                       | 2                                       | 1                                     | 1580 (62.2")               | 320 (12.6")               | 475 (18.7")               |
| ML08D2 | 4 x half height doors                       | 810 (31.9")               | 787 (31")                          | 2                                       | 2                                     | 787 (31")                  | 320 (12.6")               | 475 (18.7")               |
| ML08D3 | 6 x third height doors                      | 810 (31.9")               | 520 (20.5")                        | 2                                       | 3                                     | 520 (20.5")                | 320 (12.6")               | 475 (18.7")               |
| ML08D4 | 8 x quarter height doors                    | 810 (31.9")               | 390 (15.4")                        | 2                                       | 4                                     | 390 (15.4")                | 320 (12.6")               | 475 (18.7")               |
| ML12T1 | 3 x full height doors                       | 1200 (47.2")              | 1580 (62.2")                       | 3                                       | 1                                     | 1580 (62.2")               | 320 (12.6")               | 475 (18.7")               |
| ML12T2 | 6 x half height doors                       | 1200 (47.2")              | 787 (31")                          | 3                                       | 2                                     | 787 (31")                  | 320 (12.6")               | 475 (18.7")               |
| ML12T3 | 9 x third height doors                      | 1200 (47.2")              | 520 (20.5")                        | 3                                       | 3                                     | 520 (20.5")                | 320 (12.6")               | 475 (18.7")               |
| ML12T4 | 12 x quarter height doors                   | 1200 (47.2")              | 390 (15.4")                        | 3                                       | 4                                     | 390 (15.4")                | 320 (12.6")               | 475 (18.7")               |

Units factory fitted with clean/dirty dividers Classic  

| Code    | Description<br>no. doors<br>x size of<br>doors | External<br>width<br>(mm) | Internal<br>door<br>height<br>(mm) | Horizontal<br>split<br>(No. of<br>columns) | Vertical<br>split<br>(No. of<br>rows) | Internal<br>height<br>(mm) | Internal<br>width<br>(mm) | Internal<br>depth<br>(mm) |
|---------|--|---------------------------|------------------------------------|--|---------------------------------------|----------------------------|---------------------------|---------------------------|
| MLD04S1 | 1 x full height doors                          | 422 (16.6")               | 1580 (62.2")                       | 1  | 1                                     | 1580 (62.2")               | 320 (12.6")               | 475 (18.7")               |
| MLD08D1 | 2 x full height doors                          | 810 (31.9")               | 1580 (62.2")                       | 2  | 1                                     | 1580 (62.2")               | 320 (12.6")               | 475 (18.7")               |
| MLD12T1 | 3 x full height doors                          | 1200 (47.2")              | 1580 (62.2")                       | 3  | 1                                     | 1580 (62.2")               | 320 (12.6")               | 475 (18.7")               |


Carcase colour is always light grey. For door colour options and surcharges see page 114

MonoBloc optional extras

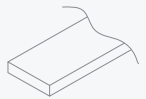
MonoBloc lockers optional extras

| Code         | Description  |
|--------------|--|
| Add suffix L | leveller foot – height adjustable 13 – 35mm (overall height 1713 – 1735mm available separately, Code MLALF (pack of 4) |
| Add suffix F | moulded plastic foot, height 150mm (overall height 1850mm (72.8")) available separately, Code MLMPF (pack of 4)        |
| Add suffix P | factory fitted plinth, height 106mm (overall height 1806mmm (71.1") See table below                                    |
| Add suffix X | same lock number   |
| Add suffix H | hasp lock  |
| Add suffix R | rotary combination lock  |

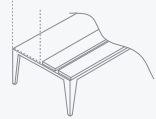
Specify base first, then lock e.g MLS03S1LX



**Sloping top** – 500mm (19,7") deep  
250 / 40mm (1.57") high



**Plinth** – 500mm (19,7") deep  
106mm (4.2") high

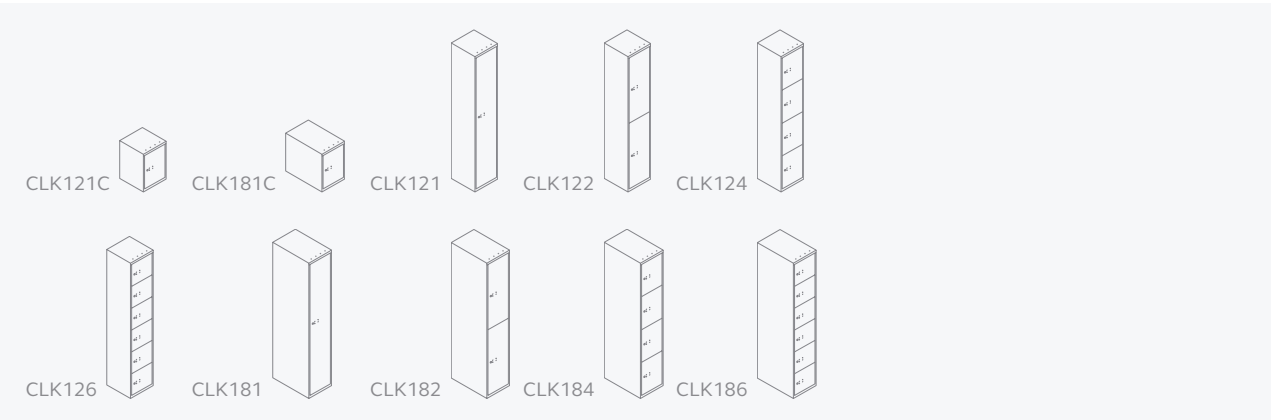


**Bench** – 800mm (31.5") deep  
400mm (15.7") high

MonoBloc lockers optional extras

| Width          | Sloping top Code | Plinth (ordered separately) Code | Plinth (factory fitted) Code | Bench Code |
|----------------|------------------|----------------------------------|------------------------------|------------|
| 322mm (12.7")  | MLS03            | MLP03                            | suffix P                     | -          |
| 422mm (16.6")  | MLS04            | MLP04                            | suffix P                     | -          |
| 610mm (24")    | MLS06            | MLP06                            | suffix P                     | MLB06      |
| 810mm (31.9")  | MLS08            | MLP08                            | suffix P                     | MLB08      |
| 900mm (35.4")  | MLS09            | MLP09                            | suffix P                     | MLB09      |
| 1183mm (46.6") | MLS11            | MLP11                            | suffix P                     | MLB11      |
| 1200mm (47.2") | MLS12            | MLP12                            | suffix P                     | MLB12      |

CLK lockers



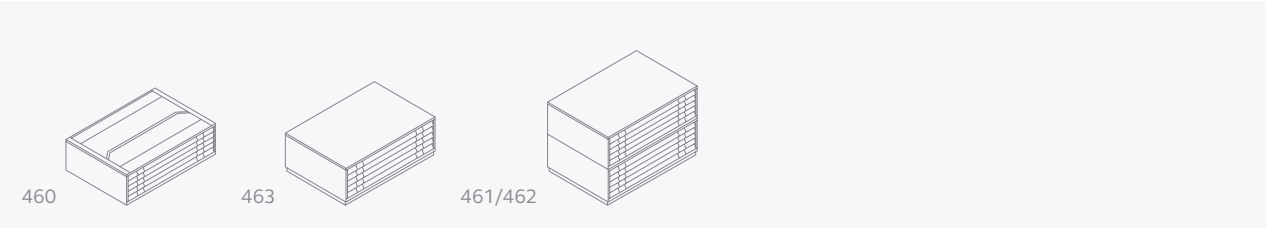
CLK lockers

Classic 

| Code    | Description   | Internal compartment       |            |             | External dimensions |            |            |
|---------|---|----------------------------|------------|-------------|---------------------|------------|------------|
|         |   | Height (mm)                | Width (mm) | Depth (mm)  | Height (mm)         | Width (mm) | Depth (mm) |
| CLK121C | CLK Locker, 1 door cube                                 | 429 (16.9")                | 240 (9.4") | 274 (10.8") | 529 (21")           | 305 (12")  | 305 (12")  |
| CLK181C | CLK Locker, 1 door cube                                 | 429 (16.9")                | 240 (9.4") | 426 (16.8") | 529 (21")           | 305 (12")  | 457 (18")  |
| CLK121  | 1 door locker   | 1703 (67")                 | 240 (9.4") | 274 (10.8") | 1802 (70.9")        | 305 (12")  | 305 (12")  |
| CLK122  | 2 door locker   | 847 (33.3")                | 240 (9.4") | 274 (10.8") | 1802 (70.9")        | 305 (12")  | 305 (12")  |
| CLK124  | 4 door locker   | 416 (16.4") & 404 (15.9)*  | 240 (9.4") | 274 (10.8") | 1802 (70.9")        | 305 (12")  | 305 (12")  |
| CLK126  | 6 door locker   | 275 (10.8") & 263 (10.3")* | 240 (9.4") | 274 (10.8") | 1802 (70.9")        | 305 (12")  | 305 (12")  |
| CLK181  | 1 door locker   | 1703 (67")                 | 240 (9.4") | 426 (16.8") | 1802 (70.9")        | 305 (12")  | 457 (18")  |
| CLK182  | 2 door locker   | 847 (33.3")                | 240 (9.4") | 426 (16.8") | 1802 (70.9")        | 305 (12")  | 457 (18")  |
| CLK184  | 4 door locker   | 416 (16.4") & 404 (15.9)*  | 240 (9.4") | 426 (16.8") | 1802 (70.9")        | 305 (12")  | 457 (18")  |
| CLK186  | 6 door locker   | 275 (10.8") & 263 (10.3")* | 240 (9.4") | 426 (16.8") | 1802 (70.9")        | 305 (12")  | 457 (18")  |
| BLLP1   | Hasp lock, supplied separately as retro fitted option** |                            |            |             |                     |            |            |
| **P     | Factory Fitted  |                            |            |             |                     |            |            |

\*Where 2 Internal heights are listed, the first is for the top and the bottom compartments only  
Sloping tops are available for larger orders of CLK lockers. Please contact your Bisley representative for more information

Plan files



A0 plan files – 1359mm (55.5") wide, 927mm (36.5") deep Performance

| Code    | Description  | Height (mm) | Drawer/shelf capacity (kg) | Drawer internal height (mm) | Drawer internal width (mm) | Drawer internal depth (mm) |
|---------|--|-------------|----------------------------|-----------------------------|----------------------------|----------------------------|
|         |  |             |                            |                             |                            |                            |
| 460     | FCB 41 – 5 drawer intermediate section only          | 406 (16")   | 18                         | 48 (1.9")                   | 1257 (49.5")               | 883 (34.8")                |
| 463     | FCB 40 – 5 drawer unit complete with top and plinth  | 508 (20")   | 18                         | 48 (1.9")                   | 1257 (49.5")               | 883 (34.8")                |
| 461/462 | FCB 33 – 10 drawer unit complete with top and plinth | 914 (36")   | 18                         | 48 (1.9")                   | 1257 (49.5")               | 883 (34.8")                |
| PFD     | plan file dividers (pack of 2)                       | -           | -                          | -                           | -                          | -                          |

Plinth supplied in black (suffix Code with 'P' for matching colour)

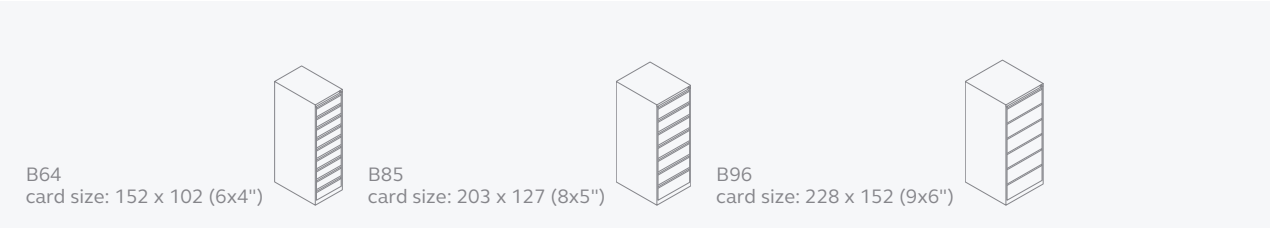


A1 plan files – 1010mm (39.7") wide, 691mm (27.2") deep Performance

| Code    | Description  | Height (mm) | Drawer/shelf capacity (kg) | Drawer internal height (mm) | Drawer internal width (mm) | Drawer internal depth (mm) |
|---------|--|-------------|----------------------------|-----------------------------|----------------------------|----------------------------|
|         |  |             |                            |                             |                            |                            |
| 470     | FCB 44 – 5 drawer unit intermediate section only     | 406 (16")   | 18                         | 48 (1.9")                   | 908 (35.7")                | 640 (25.2")                |
| 473     | FCB 43 – 5 drawer unit complete with top and plinth  | 508 (20")   | 18                         | 48 (1.9")                   | 908 (35.7")                | 640 (25.2")                |
| 471/472 | FCB 42 – 10 drawer unit complete with top and plinth | 914 (36")   | 18                         | 48 (1.9")                   | 908 (35.7")                | 640 (25.2")                |
| PFD     | plan file dividers (pack of 2)                       | -           | -                          | -                           | -                          | -                          |

Plinth supplied in black (suffix Code with 'P' for matching colour)

Card filing cabinets



Card filing cabinets – 622mm (24.5") deep Primary

| Code  | Description                      | Capacity units |      | Height (mm) | Width (mm)  | Drawer/shelf capacity (kg) | Drawer internal height (mm) | Drawer internal width (mm) | Drawer internal depth (mm) |
|-------|----------------------------------|----------------|------|-------------|-------------|----------------------------|-----------------------------|----------------------------|----------------------------|
|       |                                  | Cards          | CDs  |             |             |                            |                             |                            |                            |
| B64   | BCF64 – card filing cabinet (9)* | 41,400         | -    | 1321 (52")  | 413 (16.2") | 14                         | 115 (4.5")                  | 2 x 160 (6.3")             | 550 (21.7")                |
| B85   | BCF85 – card filing cabinet (7)* | 32,200         | -    | 1321 (52")  | 518 (20.3") | 24                         | 160 (6.3")                  | 2 x 210 (8.3")             | 550 (21.7")                |
| B85CD | CD cabinet (7)*                  | -              | 1113 | 1321 (52")  | 518 (20.3") | 24                         | 160 (6.3")                  | 3 x 130 (5.1")             | 550 (21.7")                |
| B96   | BCF96 – card filing cabinet (6)* | 27,600         | 960  | 1321 (52")  | 568 (22.3") | 30                         | 185 (7.3")                  | 2 x 235 (9.3")             | 550 (21.7")                |

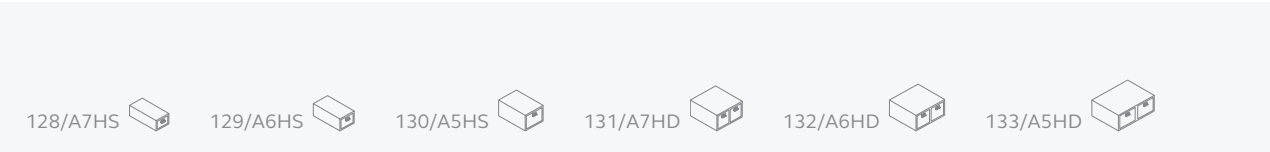
Additional compressor plates (sold in packs of ten) for 8346P10 – B64 plates, 8347P10 – B85, 8348P10 – B96 plates and

CPB85CDP10 – B85CD plates

\* Number of drawers

For colour options and surcharges see page 114

Card index cabinets



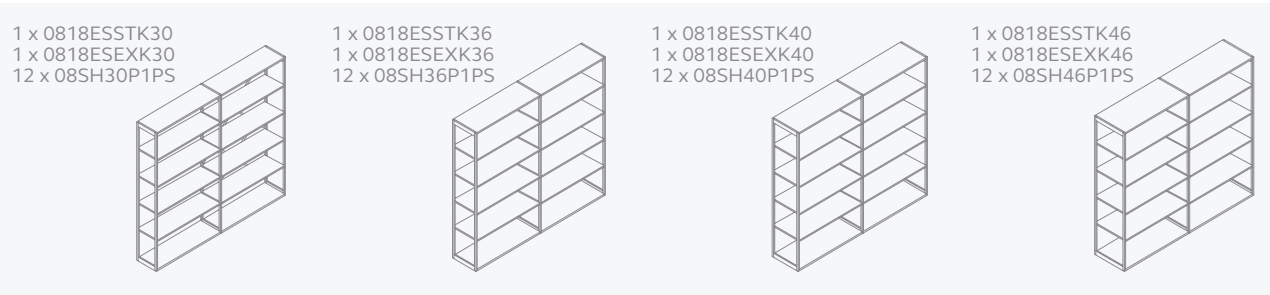
Card index cabinets – 403mm (16") deep

Primary  

| Code     |        | Description                     | Card sizes  | Height (mm) | Width (mm)  | Drawer internal height (mm) | Drawer internal width (mm) | Drawer internal depth (mm) |
|----------|--------|---------------------------------|-------------|-------------|-------------|-----------------------------|----------------------------|----------------------------|
| Imperial | Metric |                                 |             |             |             |                             |                            |                            |
| 128      | A7HS   | FCB13 – card index cabinet (1)* | 5 x 3" (A7) | 133 (5.2")  | 192 (7.5")  | 95 (3.7")                   | 140 (5.5")                 | 367 (14.4")                |
| 129      | A6HS   | FCB14 – card index cabinet (1)* | 6 x 4" (A6) | 159 (6.2")  | 217 (8.5")  | 121 (4.8")                  | 165 (6.5")                 | 367 (14.4")                |
| 130      | A5HS   | FCB15 – card index cabinet (1)* | 8 x 5" (A5) | 206 (8")    | 271 (10.7") | 168 (6.6")                  | 219 (8.6")                 | 367 (14.4")                |
| 131      | A7HD   | FCB23 – card index cabinet (2)* | 5 x 3" (A7) | 133 (5.2")  | 384 (15")   | 95 (3.7")                   | 140 (5.5")                 | 367 (14.4")                |
| 132      | A6HD   | FCB24 – card index cabinet (2)* | 6 x 4" (A6) | 159 (6.2")  | 434 (17")   | 121 (4.8")                  | 165 (6.5")                 | 367 (14.4")                |
| 133      | A5HD   | FCB25 – card index cabinet (2)* | 8 x 5" (A5) | 206 (8")    | 542 (21.5") | 168 (6.6")                  | 219 (8.6")                 | 367 (14.4")                |

For colour options and surcharges see page 114  
Each drawer will accommodate approx. 1,500 new cards. Each lock per drawer 022 (add L to Code for factory fitted lock)  
Additional compressor plates (sold in packs of ten) for 138P10 = 5 x 3 (A7), 1381P10 = 6 x 4 (A6), 1382P10 = 8 x 5 (A5)  
\* Number of drawers

Economy shelving



Economy shelving

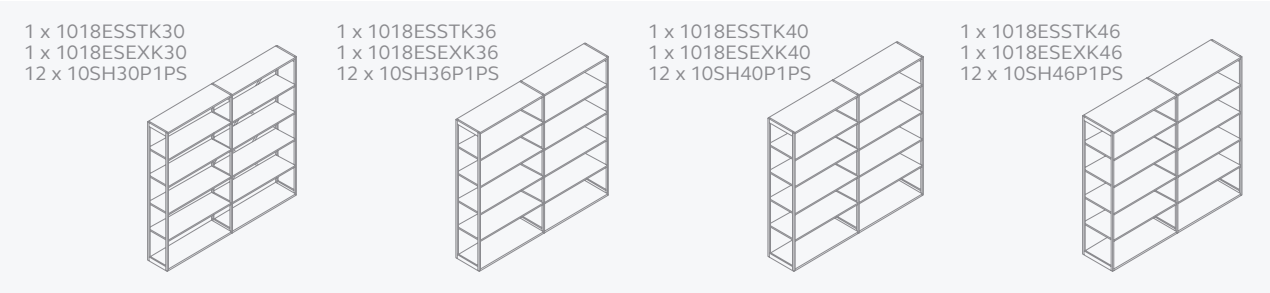


| Code            | Description  | Height (mm)  | Width (mm)  | Depth (mm)  | Drawer/shelf capacity (kg) |
|-----------------|--|--------------|-------------|-------------|----------------------------|
| 0818ESSTK30     | starter kit – 2 x frame*, 1 x cross bracing kit                                | 1832 (72.1") | 832 (32.8") | 300 (11.8") |                            |
| (6x) 8SH30P1PS  | shelf  |              | 770 (30.2") | 292 (11.6") | 45                         |
| 0818ESEXK30     | extension kit – 1 x frame*   | 1832 (72.1") | 800 (31.4") | 300 (11.8") |                            |
| (6x) 08SH30P1PS | shelf  |              | 770 (30.2") | 292 (11.6") | 45                         |
| 0822ESSTK30     | starter kit – 2 x frame*, 1 x cross bracing kit                                | 2192 (86.3") | 832 (32.8") | 300 (11.8") |                            |
| (6x) 08SH30P1PS | shelf  |              | 770 (30.2") | 292 (11.6") | 45                         |
| 0822ESEXK30     | extension kit – 1 x frame*   | 2192 (86.3") | 800 (31.4") | 300 (11.8") |                            |
| (6x) 08SH30P1PS | shelf  |              | 770 (30.2") | 292 (11.6") | 45                         |
| 0818ESSTK36     | starter kit – 2 x frame*, 1 x cross bracing kit                                | 1832 (72.1") | 832 (32.8") | 360 (14.2") |                            |
| (6x) 08SH36P1PS | shelf  |              | 770 (30.2") | 352 (13.9") | 45                         |
| 0818ESEXK36     | extension kit – 1 x frame*   | 1832 (72.1") | 800 (31.4") | 360 (14.2") |                            |
| (6x) 08SH36P1PS | shelf  |              | 770 (30.2") | 352 (13.9") | 45                         |
| 0822ESSTK36     | starter kit – 2 x frame*, 1 x cross bracing kit                                | 2192 (86.3") | 832 (32.8") | 360 (14.2") |                            |
| (6x) 08SH36P1PS | shelf  |              | 770 (30.2") | 352 (13.9") | 45                         |
| 0822ESEXK36     | extension kit – 1 x frame*   | 2192 (86.3") | 800 (31.4") | 360 (14.2") |                            |
| (6x) 08SH36P1PS | shelf  |              | 770 (30.2") | 352 (13.9") | 45                         |
| 0818ESSTK40     | starter kit – 2 x frame*, 1 x cross bracing kit                                | 1832 (72.1") | 832 (32.8") | 400 (15.7") |                            |
| (6x) 08SH40P1PS | shelf  |              | 770 (30.2") | 392 (15.5") | 45                         |
| 0818ESEXK40     | extension kit – 1 x frame*   | 1832 (72.1") | 800 (31.4") | 400 (15.7") |                            |
| (6x) 08SH40P1PS | shelf  |              | 770 (30.2") | 392 (15.5") | 45                         |
| 0822ESSTK40     | starter kit – 2 x frame*, 1 x cross bracing kit                                | 2192 (86.3") | 832 (32.8") | 400 (15.7") |                            |
| (6x) 08SH40P1PS | shelf  |              | 770 (30.2") | 392 (15.5") | 45                         |
| 0822ESEXK40     | extension kit – 1 x frame*   | 2192 (86.3") | 800 (31.4") | 400 (15.7") |                            |
| (6x) 08SH40P1PS | shelf  |              | 770 (30.2") | 392 (15.5") | 45                         |
| 0818ESSTK46     | starter kit – 2 x frame*, 1 x cross bracing kit                                | 1832 (72.1") | 832 (32.8") | 460 (18.1") |                            |
| (6x) 08SH46P1PS | shelf  |              | 770 (30.2") | 452 (17.9") | 45                         |
| 0818ESEXK46     | extension kit – 1 x frame*   | 1832 (72.1") | 800 (31.4") | 460 (18.1") |                            |
| (6x) 08SH46P1PS | shelf  |              | 770 (30.2") | 452 (17.9") | 45                         |
| 0822ESSTK46     | starter kit – 2 x frame*, 1 x cross bracing kit                                | 2192 (86.3") | 832 (32.8") | 460 (18.1") |                            |
| (6x) 08SH46P1PS | shelf  |              | 770 (30.2") | 452 (17.9") | 45                         |
| 0822ESEXK46     | extension kit – 1 x frame*   | 2192 (86.3") | 800 (31.4") | 460 (18.1") |                            |
| (6x) 08SH46P1PS | shelf  |              | 770 (30.2") | 452 (17.9") | 45                         |
| 08ESEBK         | 800mm (31.5") wide extra bracing kit, required for every second shelving bay** |              |             |             |                            |

\* frame = 1 x uprights and 2 x end plates  
Shelving supplied in light grey only  
Note: kits and shelves to be ordered as separate Codes  
\*\*A cross bracing kit needs to be supplied for every second extended bay



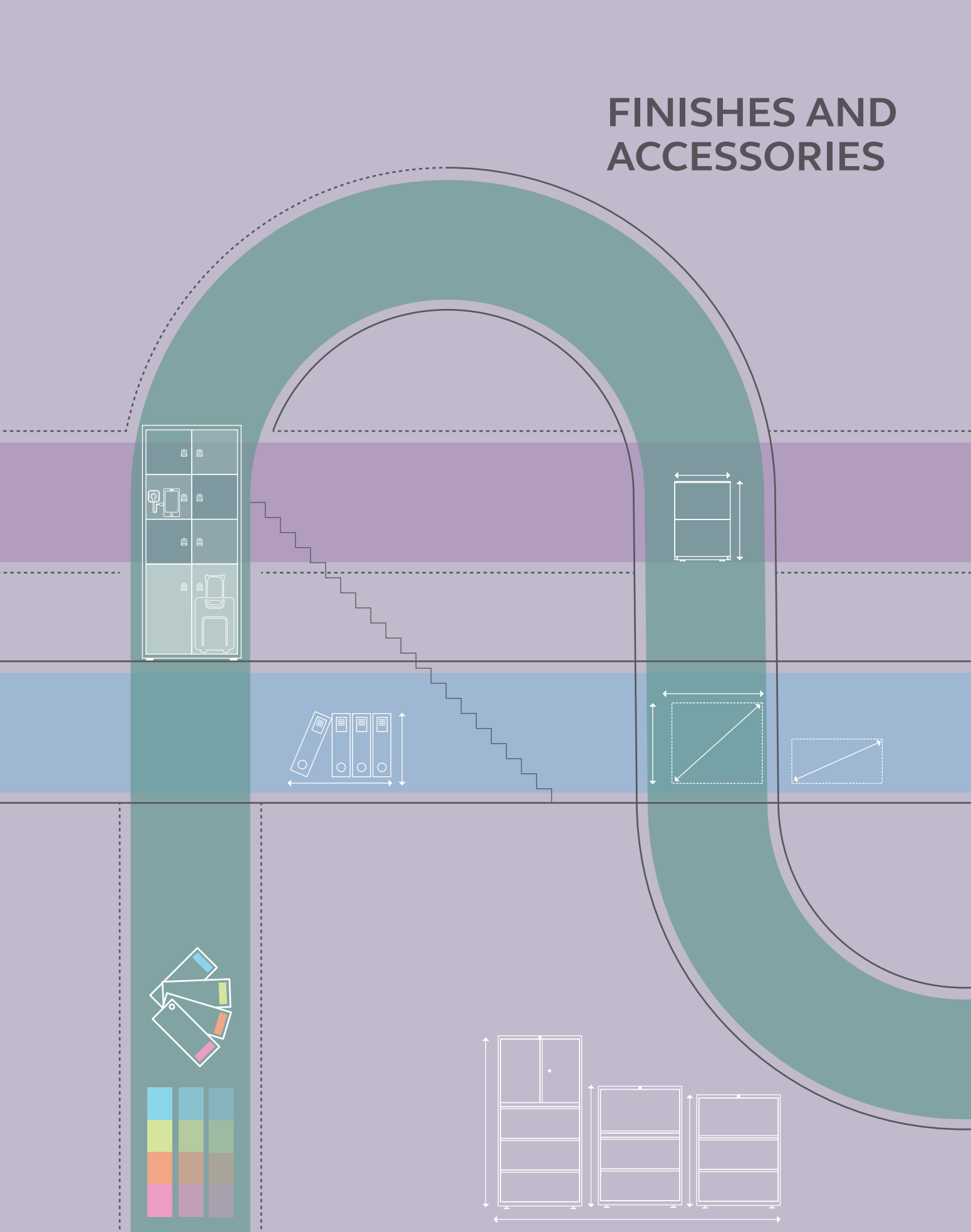
Economy shelving



| Economy shelving |   |              |              |             |                            |
|------------------|---|--------------|--------------|-------------|----------------------------|
| Code             | Description   | Height (mm)  | Width (mm)   | Depth (mm)  | Drawer/shelf capacity (kg) |
| 1018ESSTK30      | starter kit – 2 x frame*,<br>1 x cross bracing kit                              | 1832 (72.1") | 1032 (40.6") | 300 (11.8") |                            |
| (6x) 10SH30P1PS  | shelf   |              | 970 (38.2")  | 292 (11.6") | 45                         |
| 1018ESEXK30      | extension kit – 1 x frame*  | 1832 (72.1") | 1000 (39.4") | 300 (11.8") |                            |
| (6x) 10SH30P1PS  | shelf   |              | 970 (38.2")  | 292 (11.6") | 45                         |
| 1022ESSTK30      | starter kit – 2 x frame*,<br>1 x cross bracing kit                              | 2192 (86.3") | 1032 (32.8") | 300 (11.8") |                            |
| (6x) 10SH30P1PS  | shelf   |              | 970 (38.2")  | 292 (11.6") | 45                         |
| 1022ESEXK30      | extension kit – 1 x frame*  | 2192 (86.3") | 1000 (39.4") | 300 (11.8") |                            |
| (6x) 10SH30P1PS  | shelf   |              | 970 (38.2")  | 292 (11.6") | 45                         |
| 1018ESSTK36      | starter kit – 2 x frame*,<br>1 x cross bracing kit                              | 1832 (72.1") | 1032 (40.6") | 360 (14.2") |                            |
| (6x) 10SH36P1PS  | shelf   |              | 970 (38.2")  | 352 (13.9") | 45                         |
| 1018ESEXK36      | extension kit – 1 x frame*  | 1832 (72.1") | 1000 (39.4") | 360 (14.2") |                            |
| (6x) 10SH36P1PS  | shelf   |              | 970 (38.2")  | 352 (13.9") | 45                         |
| 1022ESSTK36      | starter kit – 2 x frame*,<br>1 x cross bracing kit                              | 2192 (86.3") | 1032 (32.8") | 360 (14.2") |                            |
| (6x) 10SH36P1PS  | shelf   |              | 970 (38.2")  | 352 (13.9") | 45                         |
| 1022ESEXK36      | extension kit – 1 x frame*  | 2192 (86.3") | 1000 (39.4") | 360 (14.2") |                            |
| (6x) 10SH36P1PS  | shelf   |              | 970 (38.2")  | 352 (13.9") | 45                         |
| 1018ESSTK40      | starter kit – 2 x frame*,<br>1 x cross bracing kit                              | 1832 (72.1") | 1032 (40.6") | 400 (15.7") |                            |
| (6x) 10SH40P1PS  | shelf   |              | 970 (38.2")  | 392 (15.5") | 45                         |
| 1018ESEXK40      | extension kit – 1 x frame*  | 1832 (72.1") | 1000 (39.4") | 400 (15.7") |                            |
| (6x) 10SH40P1PS  | shelf   |              | 970 (38.2")  | 392 (15.5") | 45                         |
| 1022ESSTK40      | starter kit – 2 x frame*,<br>1 x cross bracing kit                              | 2192 (86.3") | 1032 (40.6") | 400 (15.7") |                            |
| (6x) 10SH40P1PS  | shelf   |              | 970 (38.2")  | 392 (15.5") | 45                         |
| 1022ESEXK40      | extension kit – 1 x frame*  | 2192 (86.3") | 1000 (39.4") | 400 (15.7") |                            |
| (6x) 10SH40P1PS  | shelf   |              | 970 (38.2")  | 392 (15.5") | 45                         |
| 1018ESSTK46      | starter kit – 2 x frame*,<br>1 x cross bracing kit                              | 1832 (72.1") | 1032 (32.8") | 460 (18.1") |                            |
| (6x) 10SH46P1PS  | shelf   |              | 970 (38.2")  | 452 (17.9") | 45                         |
| 1018ESEXK46      | extension kit – 1 x frame*  | 1832 (72.1") | 1000 (39.4") | 460 (18.1") |                            |
| (6x) 10SH46P1PS  | shelf   |              | 970 (38.2")  | 452 (17.9") | 45                         |
| 1022ESSTK46      | starter kit – 2 x frame*,<br>1 x cross bracing kit                              | 2192 (86.3") | 1032 (40.6") | 460 (18.1") |                            |
| (6x) 10SH46P1PS  | shelf   |              | 970 (38.2")  | 452 (17.9") | 45                         |
| 1022ESEXK46      | extension kit – 1 x frame*  | 2192 (86.3") | 1000 (39.4") | 460 (18.1") |                            |
| (6x) 10SH46P1PS  | shelf   |              | 970 (38.2")  | 452 (17.9") | 45                         |
| 10ESEBK          | 1000mm (39.4") wide extra bracing kit, required for every second shelving bay** |              |              |             |                            |

\*frame = 1 x uprights and 2 x end plates  
Shelving supplied in light grey only  
Note: kits and shelves to be ordered as separate Codes  
\*\*A cross bracing kit needs to be supplied for every second extended bay

FINISHES AND ACCESSORIES





Colours

|             | Products                         | BA5 Traffic White | AV1 Black | AV4 Goose Grey | AA3 Anthracite Grey | AB9 Chalk | AV7 Light Grey | ARN Silver Smooth | AV6 Cream | AV5 Coffee | AY8 Cardinal Red | AY7 Oxford Blue | av8 Beige | AB6 Alaska | AB8 Portland | BQ5 Dijon | BH2 Bisley Green |
|-------------|----------------------------------|-------------------|-----------|----------------|---------------------|-----------|----------------|-------------------|-----------|------------|------------------|-----------------|-----------|------------|--------------|-----------|------------------|
| Vision      | Be                               | 0%                | 0%        | 0%             | 0%                  | 0%        | 0%             | 0%                | 0%        | 0%         | 0%               | 0%              | 0%        | 0%         | 0%           | 0%        | 0%               |
|             | Bisley LateralFile               | 0%                | 0%        | 0%             | 0%                  | 0%        | 0%             | 0%                | 0%        | 0%         | 0%               | 0%              | 0%        | 0%         | 0%           | 0%        | 0%               |
|             | Glide II                         | 0%                | 0%        | 0%             | 0%                  | 0%        | 0%             | 0%                | 0%        | 0%         | 0%               | 0%              | 0%        | 0%         | 0%           | 0%        | 0%               |
|             | Bite                             | 0%                | 0%        | 0%             | 0%                  | 0%        | 0%             | 0%                | 0%        | 0%         | 0%               | 0%              | 0%        | 0%         | 0%           | 0%        | 0%               |
|             | Bisley Integrated Pedestal (BIP) | 0%                | 0%        | 0%             | 0%                  | 0%        | 0%             | 0%                | 0%        | 0%         | 0%               | 0%              | 0%        | 0%         | 0%           | 0%        | 0%               |
| Performance | Bisley Systemfile                | 0%                | 0%        | 0%             | 0%                  | 0%        | 0%             | 0%                | 0%        | 0%         | 0%               | 0%              | 0%        | 0%         | 0%           | 0%        | 0%               |
|             | Bisley Plan Files                | 0%                | 0%        | 0%             | 0%                  | 0%        | 0%             | 0%                | 0%        | 0%         | 0%               | 0%              | 0%        | 0%         | 0%           | 0%        | 0%               |
|             | Innerspace                       | 0%                | 0%        | 0%             | 0%                  | 0%        | 0%             | 0%                | 0%        | 0%         | 0%               | 0%              | 0%        | 0%         | 0%           | 0%        | 0%               |
|             | Towers                           | 0%                | 0%        | 0%             | 0%                  | 0%        | 0%             | 0%                | 0%        | 0%         | 0%               | 0%              | 0%        | 0%         | 0%           | 0%        | 0%               |
|             | Note Pedestal                    | 0%                | 0%        | 0%             | 0%                  | 0%        | 0%             | 0%                | 0%        | 0%         | 0%               | 0%              | 0%        | 0%         | 0%           | 0%        | 0%               |
|             | Caddy                            | 0%                | 0%        | 0%             | 0%                  | 0%        | 0%             | 0%                | 0%        | 0%         | 0%               | 0%              | 0%        | 0%         | 0%           | 0%        | 0%               |
|             | BS Filing Cabinets*/***          | 0%                | 0%        | 0%             | 0%                  | 0%        | 0%             | 0%                | 0%        | 0%         | 0%               | 0%              | 0%        | 0%         | 0%           | 0%        | 0%               |
|             | Multidrawers                     | 0%                | 0%        | 0%             | 0%                  | 0%        | 0%             | 0%                | 0%        | 0%         | 0%               | 0%              | 0%        | 0%         | 0%           | 0%        | 0%               |
|             | F-Series Cabinets                | 0%                | 0%        | 0%             | 0%                  | 0%        | 0%             | 0%                | 0%        | 0%         | 0%               | 0%              | 0%        | 0%         | 0%           | 0%        | 0%               |
| Classic     | Bisley Double Filers             | 0%                | 0%        | 0%             | 0%                  | 0%        | 0%             | 0%                | 0%        | 0%         | 0%               | 0%              | 0%        | 5%         | 5%           | 5%        | 5%               |
|             | CLK Lockers                      | 0%                | 0%        | 0%             | 0%                  | 0%        | 0%             | 0%                | 0%        | 0%         | 0%               | 0%              | 0%        | 5%         | 5%           | 5%        | 5%               |
|             | PFA Home Filers **               | 0%                | 0%        | 0%             | 0%                  | 0%        | 0%             | 0%                | 0%        | 0%         | 0%               | 0%              | 0%        | 5%         | 5%           | 5%        | 5%               |
|             | Monobloc Lockers **              | 0%                | 0%        | 0%             | 0%                  | 0%        | 0%             | 0%                | 0%        | 0%         | 0%               | 0%              | 0%        | 5%         | 5%           | 5%        | 5%               |
|             | Stationery (Economy) Cupboards*  | 0%                | 0%        | 0%             | 0%                  | 0%        | 0%             | 0%                | 0%        | 0%         | 0%               | 0%              | 0%        | 5%         | 5%           | 5%        | 5%               |
|             | Essentials                       | 0%                | 0%        | 0%             | 0%                  | 0%        | 0%             | 0%                | 0%        | 0%         | 0%               | 0%              | 0%        | 5%         | 5%           | 5%        | 5%               |
|             | Economy Sliding Door Cupboards   | 0%                | 0%        | 0%             | 0%                  | 0%        | 0%             | 0%                | 0%        | 0%         | 0%               | 0%              | 0%        | 5%         | 5%           | 5%        | 5%               |
|             | CC Filing Cabinets*              | 0%                | 0%        | 0%             | 0%                  | 0%        | 0%             | 0%                | 0%        | 0%         | 0%               | 0%              | 0%        | 5%         | 5%           | 5%        | 5%               |
|             | AOC Filing Cabinets              | 0%                | 0%        | 0%             | 0%                  | 0%        | 0%             | 0%                | 0%        | 0%         | 0%               | 0%              | 0%        | 5%         | 5%           | 5%        | 5%               |
|             | Double Filers                    | 0%                | 0%        | 0%             | 0%                  | 0%        | 0%             | 0%                | 0%        | 0%         | 0%               | 0%              | 0%        | 5%         | 5%           | 5%        | 5%               |
|             | Contract Double Filers           | 0%                | 0%        | 0%             | 0%                  | 0%        | 0%             | 0%                | 0%        | 0%         | 0%               | 0%              | 0%        | 5%         | 5%           | 5%        | 5%               |
|             | IPCC                             | 0%                | 0%        | 0%             | 0%                  | 0%        | 0%             | 0%                | 0%        | 0%         | 0%               | 0%              | 0%        | 5%         | 5%           | 5%        | 5%               |
|             | EuroTambours                     | 0%                | 0%        | 0%             | 0%                  | 0%        | 0%             | 0%                | 0%        | 0%         | 0%               | 0%              | 0%        | 5%         | 5%           | 5%        | 5%               |
| Primary     | BS 5 Filing Cabinets*/***/*****  | 5%                | 0%        | 0%             | 5%                  | 0%        | 0%             | 0%                | 0%        | 0%         | 5%               | 5%              | 5%        | 10%        | 10%          | 10%       | 10%              |
|             | Bisley Card Index Cabinets*****  | 5%                | 0%        | 0%             | 5%                  | 0%        | 0%             | 0%                | 0%        | 0%         | 5%               | 5%              | 5%        | 10%        | 10%          | 10%       | 10%              |
|             | Bisley Card Filing Cabinets***** | 5%                | 0%        | 0%             | 5%                  | 10%       | 0%             | 10%               | 0%        | 0%         | 5%               | 5%              | 5%        | 10%        | 10%          | 10%       | 10%              |

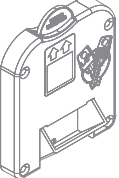

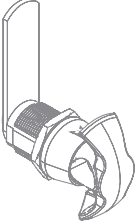
All paint finishes are textured unless otherwise stated

\* Coffee / Cream and Goose Grey available in quick ship programme  
\*\* Monobloc & PFA carcase are always in light grey AV7  
\*\*\* BS 5 Filing Cabinet available in less colours than rest of BS range  
\*\*\*\* Only available on LateralFile and Be lodge doors, tops and Be Caddy and Credenza  
\*\*\*\*\* Flat charge for less than 10 pieces for anything other than standard 7 colours, over 10 surcharges apply as above

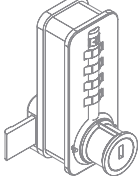


Shutter colours:

**SystemFile, LateralFile and EuroTambour shutters available in:**  
Light grey (1), dark grey (9), black (5), cream (2), white (EW), beech (BC)\*\*,  
maple (MP)\*\*\*, and silver (SL)\*\*  
  
**Essential tambour shutters available in:**  
Extra white (EW), light grey (1), dark grey (9), black (5) and silver (SL) 5% surcharge for silver  
  
**Quick Ship Programme**  
Lead Time – Order by Monday 5pm for delivery next working week  
Minimum Order Quantity – 10 units mixed from ranges

| BC6 Bisley Blue | BP5 Azure | BP2 Bisley Yellow | AN9 Slate | BN6 Bisley Orange | BP7 Prussian | BR8 Sepia Brown | BR4 Bisley Pink | BE2 Fuchsia | BQ6 Tickleweed | AG9 York | AG8 Regent | BQ4 Seville | BP6 Parma | BZ2 Ocean Blue | BP8 Mimosa | AN7 Doulton | 016 Beech**** | 006 Maple**** | 017 Walnut**** | 019 Cherry**** | 018 Oak**** | 529 Shorewood*** |
|-----------------|-----------|-------------------|-----------|-------------------|--------------|-----------------|-----------------|-------------|----------------|----------|------------|-------------|-----------|----------------|------------|-------------|---------------|---------------|----------------|----------------|-------------|------------------|
| 0%              | 0%        | 0%                | 0%        | 0%                | 0%           | 0%              | 0%              | 0%          | 0%             | 0%       | 0%         | 0%          | 0%        | 0%             | 0%         | 0%          | 0%            | 0%            | 0%             | 0%             | 0%          | 0%               |
| 0%              | 0%        | 0%                | 0%        | 0%                | 0%           | 0%              | 0%              | 0%          | 0%             | 0%       | 0%         | 0%          | 0%        | 0%             | 0%         | 0%          | 0%            | 0%            | 0%             | 5%             | 5%          |                  |
| 0%              | 0%        | 0%                | 0%        | 0%                | 0%           | 0%              | 0%              | 0%          | 0%             | 0%       | 0%         | 0%          | 0%        | 0%             | 0%         | 0%          |               |               |                |                |             |                  |
| 0%              | 0%        | 0%                | 0%        | 0%                | 0%           | 0%              | 0%              | 0%          | 0%             | 0%       | 0%         | 0%          | 0%        | 0%             | 0%         | 0%          |               |               |                |                |             |                  |
| 0%              | 0%        | 0%                | 0%        | 0%                | 0%           | 0%              | 0%              | 0%          | 0%             | 0%       | 0%         | 0%          | 0%        | 0%             | 0%         | 0%          |               |               |                |                |             |                  |
| 0%              | 0%        | 0%                | 0%        | 0%                | 5%           | 5%              | 5%              | 5%          | 5%             | 5%       | 5%         | 5%          | 5%        | 5%             | 5%         | 5%          |               |               |                |                |             |                  |
| 0%              | 0%        | 0%                | 0%        | 0%                | 5%           | 5%              | 5%              | 5%          | 5%             | 5%       | 5%         | 5%          | 5%        | 5%             | 5%         | 5%          |               |               |                |                |             |                  |
| 0%              | 0%        | 0%                | 0%        | 0%                | 5%           | 5%              | 5%              | 5%          | 5%             | 5%       | 5%         | 5%          | 5%        | 5%             | 5%         | 5%          |               |               |                |                |             |                  |
| 0%              | 0%        | 0%                | 0%        | 0%                | 5%           | 5%              | 5%              | 5%          | 5%             | 5%       | 5%         | 5%          | 5%        | 5%             | 5%         | 5%          |               |               |                |                |             |                  |
| 0%              | 0%        | 0%                | 0%        | 0%                | 5%           | 5%              | 5%              | 5%          | 5%             | 5%       | 5%         | 5%          | 5%        | 5%             | 5%         | 5%          |               |               |                |                |             |                  |
| 0%              | 0%        | 0%                | 0%        | 0%                | 5%           | 5%              | 5%              | 5%          | 5%             | 5%       | 5%         | 5%          | 5%        | 5%             | 5%         | 5%          |               |               |                |                |             |                  |
| 0%              | 0%        | 0%                | 0%        | 0%                | 5%           | 5%              | 5%              | 5%          | 5%             | 5%       | 5%         | 5%          | 5%        | 5%             | 5%         | 5%          |               |               |                |                |             |                  |
| 5%              | 5%        | 5%                | 5%        | 5%                | 10%          | 10%             | 10%             | 10%         | 10%            | 10%      | 10%        | 10%         | 10%       | 10%            | 10%        | 10%         |               |               |                |                |             |                  |
| 5%              | 5%        | 5%                | 5%        | 5%                | 10%          | 10%             | 10%             | 10%         | 10%            | 10%      | 10%        | 10%         | 10%       | 10%            | 10%        | 10%         |               |               |                |                |             |                  |
| 5%              | 5%        | 5%                | 5%        | 5%                | 10%          | 10%             | 10%             | 10%         | 10%            | 10%      | 10%        | 10%         | 10%       | 10%            | 10%        | 10%         |               |               |                |                |             |                  |
| 5%              | 5%        | 5%                | 5%        | 5%                | 10%          | 10%             | 10%             | 10%         | 10%            | 10%      | 10%        | 10%         | 10%       | 10%            | 10%        | 10%         |               |               |                |                |             |                  |
| 5%              | 5%        | 5%                | 5%        | 5%                | 10%          | 10%             | 10%             | 10%         | 10%            | 10%      | 10%        | 10%         | 10%       | 10%            | 10%        | 10%         |               |               |                |                |             |                  |
| 5%              | 5%        | 5%                | 5%        | 5%                | 10%          | 10%             | 10%             | 10%         | 10%            | 10%      | 10%        | 10%         | 10%       | 10%            | 10%        | 10%         |               |               |                |                |             |                  |
| 5%              | 5%        | 5%                | 5%        | 5%                | 10%          | 10%             | 10%             | 10%         | 10%            | 10%      | 10%        | 10%         | 10%       | 10%            | 10%        | 10%         |               |               |                |                |             |                  |
| 5%              | 5%        | 5%                | 5%        | 5%                | 10%          | 10%             | 10%             | 10%         | 10%            | 10%      | 10%        | 10%         | 10%       | 10%            | 10%        | 10%         |               |               |                |                |             |                  |
| 5%              | 5%        | 5%                | 5%        | 5%                | 10%          | 10%             | 10%             | 10%         | 10%            | 10%      | 10%        | 10%         | 10%       | 10%            | 10%        | 10%         |               |               |                |                |             |                  |
| 5%              | 5%        | 5%                | 5%        | 5%                | 10%          | 10%             | 10%             | 10%         | 10%            | 10%      | 10%        | 10%         | 10%       | 10%            | 10%        | 10%         |               |               |                |                |             |                  |
| 5%              | 5%        | 5%                | 5%        | 5%                | 10%          | 10%             | 10%             | 10%         | 10%            | 10%      | 10%        | 10%         | 10%       | 10%            | 10%        | 10%         |               |               |                |                |             |                  |
| 10%             | 10%       | 10%               | 10%       | 10%               | 15%          | 15%             | 15%             | 15%         | 15%            | 15%      | 15%        | 15%         | 15%       | 15%            | 15%        | 15%         |               |               |                |                |             |                  |
| 10%             | 10%       | 10%               | 10%       | 10%               | 15%          | 15%             | 15%             | 15%         | 15%            | 15%      | 15%        | 15%         | 15%       | 15%            | 15%        | 15%         |               |               |                |                |             |                  |
| 10%             | 10%       | 10%               | 10%       | 10%               | 15%          | 15%             | 15%             | 15%         | 15%            | 15%      | 15%        | 15%         | 15%       | 15%            | 15%        | 15%         |               |               |                |                |             |                  |

| Description  | Feature   | Benefit   | Warranty Period | 2 Door BLF | LateralFile Lodges (doors only) | Drawer BLF | Flipper BLF | 2 Door SYS | Drawer SYS | Flipper SYS | Pedestal BIP | Pedestal Note | MonoBloc | CLK | SystemFile Lodge | Be Lodges |
|--|---|---|-----------------|------------|---------------------------------|------------|-------------|------------|------------|-------------|--------------|---------------|----------|-----|------------------|-----------|
| <br>coin return lock                | Full wet area tested <ul style="list-style-type: none"><li>High quality brass pin tumbler barrel</li><li>High strength nickel silver key</li><li>Coin return tray as standard</li><li>Escutcheon available</li><li>Comprehensive range of coins or tokens</li><li>Industry standard footprint</li></ul>   | For primary use in personal lockers sited in wet or dry area “open access” environments, this coinlock can be specified to operate with a comprehensive range of coins or tokens and encourages the user to return their key and therefore release the locker for use by others.          | 5 years         |            |                                 |            |             |            |            |             |              |               |          | ✓   |                  |           |
| <br>plastic locker combination lock | Compact 3 digit mechanical combination lock with simple code change and code finding functions. <ul style="list-style-type: none"><li>3 wheeled programmable combination lock, code find capability by using a shim</li><li>Low cost option</li></ul>   | It has industry standard panel piercing size and is suitable for panel widths of up to 12mm. <ul style="list-style-type: none"><li>Body size: 44mm (1.7") diameter</li><li>20mm (0.8") body, fitted with cam 7240853 locked at 9:00, cranked away. 90 degree clockwise movement</li></ul> | 5 years         |            |                                 |            |             |            |            |             |              |               | ✓        | ✓   |                  |           |
| <br>latch lock                    | <ul style="list-style-type: none"><li>Latch Lock for many applications</li><li>Uses 6-7mm (0.3") hasp padlock</li><li>Handle turns freely with padlock in place</li><li>Cam cannot be turned with padlock in place</li><li>Push in handle to engage cam motion</li><li>90° Engaged movement</li><li>Optional cam specification</li><li>Chrome finish</li><li>Attractive size</li><li>Padlock not included</li></ul> | Locker Latch Lock REF: 4428-702 <ul style="list-style-type: none"><li>Low cost option</li><li>Please note; this lock does not include pad lock</li><li>Commonly used on locker units – person can bring own padlock to secure unit</li></ul>  | 5 years         |            |                                 |            |             |            |            |             |              |               | ✓        | ✓   |                  |           |

\* Horizontal orientation \*\* Flush front doors

| Description   | Feature   | Benefit   | Warranty Period | 2 Door BLF | LateralFile Lodges (doors only) | Drawer BLF | Flipper BLF | 2 Door SYS | Drawer SYS | Flipper SYS | Pedestal BIP | Pedestal Note | MonoBloc | CLK | SystemFile Lodge | Be Lodges |
|---|---|---|-----------------|------------|---------------------------------|------------|-------------|------------|------------|-------------|--------------|---------------|----------|-----|------------------|-----------|
| <br>M3 (mechanical combination lock) | <ul style="list-style-type: none"><li>Automatic 0000 scramble feature to hide users code once opened</li><li>Management key over ride</li><li>Established product and comprehensive applications available (cams, bolts, locking rods, sliding door). European sourced – Delivery TBC</li><li>Available in horizontal and vertical orientations</li></ul> |   | 2 years         |            | ✓                               |            |             |            |            |             |              |               |          |     |                  | **        |
| <br>E4 Digital Combination Lock      | <ul style="list-style-type: none"><li>Keypad operation</li><li>Brushed Nickel Finish</li><li>Visible and auditable indicators</li></ul>   | <ul style="list-style-type: none"><li>Benefits are</li><li>Simple Installation</li><li>Customisable settings</li></ul> <div>Code: DLFMPVMEKB<br/>Programming &amp; Managers Key Starter Pack (must be specified with every order)</div> | 3 years         |            | ✓                               |            |             |            |            |             |              |               | ✓        | ✓   | **               | ✓         |
| <br>RF1 RFID Lock                  | <ul style="list-style-type: none"><li>Brushed Nickel Finish</li><li>Visible and auditable indicators</li><li>Manage with electronic keys</li></ul>  | <ul style="list-style-type: none"><li>Simple Installation</li><li>Customisable settings</li></ul> <div>Code: DLFMPVMRFB<br/>Programming &amp; Managers Key Starter Pack (must be specified with every order)</div>                      | 3 years         |            | ✓                               |            |             |            |            |             |              |               |          |     |                  | ✓         |


Locks

**Individually locking closures – available with LateralFile combination units only**

Replace 3rd letter C with L e.g. 08C30.3HQ

It is recommended that security drawer divider plates are specified for complete drawer security. These are now factory fitted on request.

Speak to your Bisley sales manager for possible configurations/codes.



Seat pads

| Code             | Description | Height (mm) | Width (mm)   | Depth (mm)  |
|------------------|-------------|-------------|--------------|-------------|
| SPAD8047.*XXXXXX | seat pad    | 38 (1.5")   | 802 (31.6")  | 472 (18.6") |
| SPAD9047.*XXXXXX | seat pad    | 38 (1.5")   | 902 (35.5")  | 472 (18.6") |
| SPAD1047.*XXXXXX | seat pad    | 38 (1.5")   | 1002 (39.4") | 472 (18.6") |
| SPAD1147.*XXXXXX | seat pad    | 38 (1.5")   | 1102 (43.4") | 472 (18.6") |
| SPAD1247.*XXXXXX | seat pad    | 38 (1.5")   | 1202 (47.3") | 472 (18.6") |
| SPAD3056.*XXXXXX | seat pad    | 38 (1.5")   | 302 (11.9")  | 567 (22.3") |
| SPAD4256.*XXXXXX | seat pad    | 38 (1.5")   | 422 (16.6")  | 567 (22.3") |
| SPAD4277.*XXXXXX | seat pad    | 38 (1.5")   | 422 (16.6")  | 777 (30.6") |
| SPAD4249.*XXXXXX | seat pad    | 38 (1.5")   | 422 (16.6")  | 492 (19.4") |

\* XXXXX digits refer to fabric choices. Please contact your Bisley representative for more details

Decorative Tops

| Code         | Description    | Height (mm) | Width (mm)    | Depth (mm)  |
|--------------|----------------|-------------|---------------|-------------|
| DT0800047025 | decorative top | 25 (1")     | 800 (31.5")   | 470 (18.5") |
| DT1000047025 | decorative top | 25 (1")     | 1,000 (39.5") | 470 (18.5") |
| DT1600047025 | decorative top | 25 (1")     | 1,600 (63")   | 470 (18.5") |
| DT2000047025 | decorative top | 25 (1")     | 2.000 (79")   | 470 (18.5") |
| DT080049025  | decorative top | 25 (1")     | 800 (31.5")   | 490 (19.3") |
| DT090049025  | decorative top | 25 (1")     | 900 (35.4")   | 490 (19.3") |
| DT100049025  | decorative top | 25 (1")     | 1000 (39.4")  | 490 (19.3") |

Decorative tops available in 562 white, 016 beech, 006 maple, 017 walnut, 019 cherry, 018 oak\* and 529 shorewood\*  
Inches are to the nearest half inch

Safety Warning

It is recommended that all cabinets below 1300mm (51.2") high should be fitted with a counterbalance if any pull-out elements are fitted.

# Important safety warnings

Bisley products are designed and manufactured to the highest standards

All products are supplied with a Safety & Care leaflet, which contains the manufacturers recommended evenly distributed load bearings and drawer loadings.

For your safety:

1. Ensure unit is level by using the adjustable feet prior to use.
2. Always load from base up. (Reverse this procedure for unloading).
3. Load each section evenly, ensuring that recommended maximum evenly distributed load bearings and drawer loadings are not exceeded.
4. Ensure accessories or drawers are not stood or leaned upon.
5. Units with drawers are fitted with an anti-tilt device, which prevents more than one drawer being opened at any one time.
6. Fixing holes can be applied to units for securing to walls or each other.  
A counterbalance is available as an optional extra and is recommended for all freestanding cabinets under 1300mm (51.2") high (which include pull-out elements).
7. Do not attempt to re-configure the unit without first consulting the manufacturer, the manufacturer’s agent or an authorised dealer, this could affect your guarantee.
8. Roll-out fitments must only be fitted in the lower half of any Bisley unit.

Bisley  
Caswell Way  
Reevesland Ind Estate  
Newport, South Wales  
NP19 4PW  
  
Tel: +44 (0)1633 637 383  
Fax: +44 (0)1633 637 384  
  
www.bisley.com

