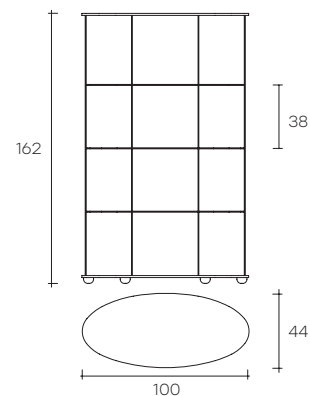


# palladio uno

DESIGN  
VITTORIO LIVI

modello registrato  
registered model

portata su ogni piano: 25 kg  
portata sul top: 30 kg  
load capacity on each shelf: 25 kg  
load capacity on the top: 30 kg



Vetrina elettrificata in vetro curvato da 6 mm con tre ripiani fissi in vetro da 6 mm (L 93 cm, P 38 cm) e top in vetro da 12 mm. Profili in alluminio finitura brill spazzolato. Anta con

serratura. Corpo illuminante (optional) posizionabile anche sotto il top.

Wired showcase in 6 mm-thick curved glass, with three 6 mm-thick

glass shelves (L 93 cm, W 38 cm), 12 mm thick glass top, door with lock. Profiles in brushed aluminium glossy finish. The optional lights can also be placed under the top.

dimensioni L, P, H dimensions L, W, H (cm)	COD./CODE	L	P/W	H	peso netto net weight (kg)	peso lordo gross weight (kg)	volume imballo package volume (m <sup>3</sup> )
Base in vetro extralight da 12 mm retroargentato e struttura in vetro trasparente. Base in 12 mm-thick extralight back-silvered glass and structure in transparent glass.	<b>2150/S</b>	100	44	162	88	120	1,13
Base in vetro extralight da 12 mm retro verniciato nero e struttura in vetro trasparente. Base in 12 mm extra-light glass, black back-lacquered and structure in transparent glass.	<b>2150/N</b>	100	44	162	88	120	1,13
Base in vetro extralight da 12 mm acidato e retro verniciato bianco e struttura in vetro trasparente. Base in 12 mm extra-light acid-etched glass, white back-lacquered and structure in transparent glass.	<b>2150/B</b>	100	44	162	88	120	1,13
Base in <b>legno noce canaletto</b> e struttura in vetro extralight. Wooden base in <b>walnut Canaletto</b> and structure in extra-light glass.	<b>2150/XL</b>	100	44	162	88	120	1,13

## \* Accessori/Accessories

dimensioni L, P, H dimensions L, W, H (cm)	COD./CODE	L	P/W	H	peso netto net weight (kg)	peso lordo gross weight (kg)	volume imballo package volume (m <sup>3</sup> )
<b>Kit di illuminazione:</b> 2 lampade led ad alta luminosità 3W, 1 trasformatore basso voltaggio 350 mA. Portata max 3 lampade. <b>Lighting kit:</b> 2 led lights high brightness 3W, 1 transformer low voltage. Maximum load 3 lights.	<b>2491L</b>				1	2	0,01

\* Prodotto marcato CE, disponibile solo per mercato europeo.  
\* CE certification, only for European countries available.

## FINITURE VETRO STRUTTURA STRUCTURE GLASS FINISH

Vetro extralight \_ Extralight glass

Vetro Nero95 (solo corpo vetrina e ripiani) \_ Black95 glass (showcase structure and shelves only)

Vetro fumè \_ Smoked glass

Vetro bronzo \_ Bronze glass




---

**FINITURE**  
**FINISHES**

---

**Struttura in vetro**  
**Glass structure**

vetro trasparente  
transparent glass




vetro extralight  
extralight glass

**Base in legno**  
**Wood base**

noce canaletto  
canaletto walnut

**Base in vetro**  
**Glass base**

Vetro extralight acidato  
retroverniciato bianco  
White back-painted  
acid-etched extralight glass



vetro extralight  
retroverniciato nero  
Black back-painted  
extralight glass



vetro extralight  
retroargentato  
back-silvered  
extralight glass