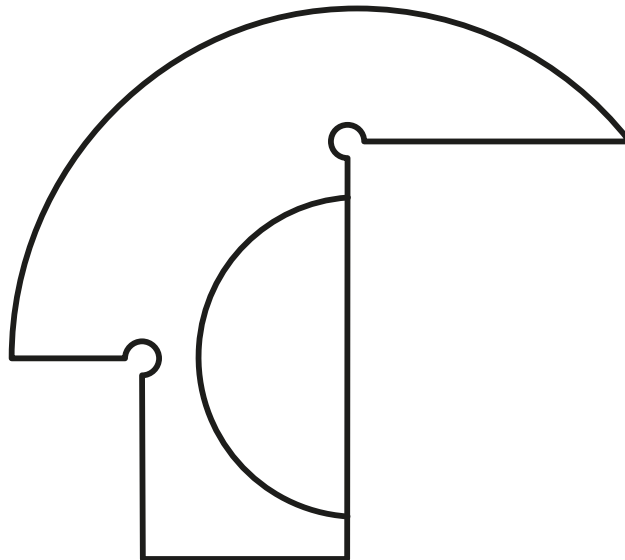


BIAGIO

Designed by Tobia Scarpa, 1968

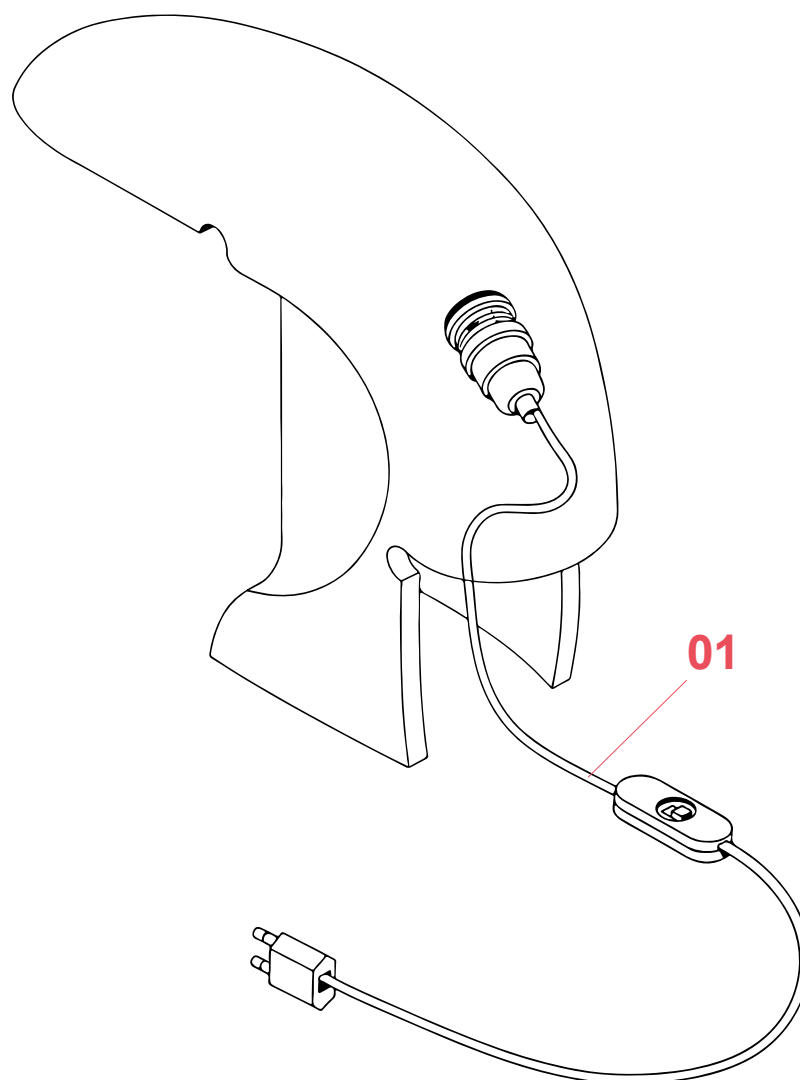
F0700000



BIAGIO

F0700000

EN



01. 04727 – Electring wiring

BIAGIO F0700000

EN

04727

ELECTRICAL WIRING



WARNING! When installing and whenever acting on the appliance, ensure that the power supply has been switched off.
For the installation of the spare-part, it is necessary to consult a qualified electrician.

©2021 Flos - All rights reserved - www.flos.com
Flos reserves the right to introduce any changes to its own models, without prior notice.

BIAGIO F0700000

EN

04727

ELECTRICAL WIRING

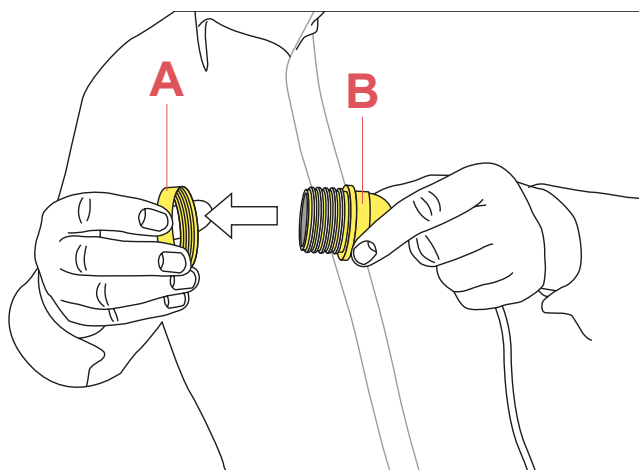


Fig.1

Separate the ring nut (A) from the light bulb holder (B) by unscrewing it.

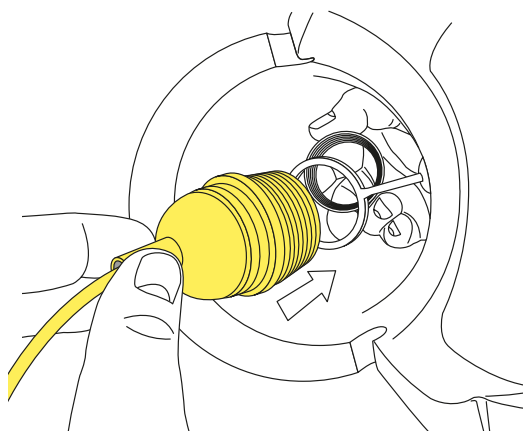


Fig.2

Insert the lamp holder (B) into the ring support (C) and lock it by tightening the ring nut (C); install the light bulb.

WARNING! When installing and whenever acting on the appliance, ensure that the power supply has been switched off.
For the installation of the spare-part, it is necessary to consult a qualified electrician.

©2021 Flos - All rights reserved - www.flos.com
Flos reserves the right to introduce any changes to its own models, without prior notice.