



In Vitro Suspension

New

■ F018D25A030 - Black

Designed by Philippe Starck

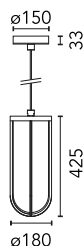

Lighting unit with diffuse light for exterior hanging installation. Integrated opalescent diffuser and external protection in transparent borosilicate glass.

The structure is made of die-cast and extruded aluminium treated with a chemical conversion process for effective resistance to atmospheric agents. The body is powder coated and comes in various finishes.

Integrated LED light source with Edge Lighting optical technology to guarantee perfect uniform lighting.

Light source included. 220-240 V ON/OFF or dimmable electrical power integrated within the dedicated ceiling attachment. Maximum hanging cable length 1000 mm.

110V version upon request.



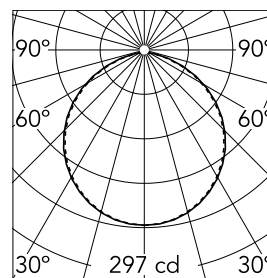
Main specifications

Mounting	Suspension	Autoprotected Lamp	No
Environment	Outdoor wet	Source Power (W)	13
	Location	System Flux (lm)	799
LED type	Edge Lighting		
Lamp category	LED		
Dimmable	No		

Optical

Lighting Type
Lighting distribution
CCT (K)
CRI>
Cold Beam Lighting
Beam angle C0-180 (°)
Beam angle C90-270 (°)

Direct
 Symmetric
 2700K
 80
 No
 111
 111



Beam Angle: 111°

h(m)	E(lx)	D(m)
1	297	2.89
2	74	5.79
3	33	8.68
4	19	11.57
5	12	14.46

Luminous flux luminaire
 799 lm

Electrical

Insulation class	I	Dimmable type	Non Dimmable
Frequency (Hz)	50-60	Emergency Type	No
Main Voltage (Vac)	220-240		
Driver	Integrated		
Dimmable	No		

Physical

Colour	Black	IP external	66
Trim	No		
Orientations	Fixed		
Net weight (kg)	2.6		
IP	66		

Note

We recommend using a connection system with a degree of protection greater than or equal to the degree of protection of the luminaire.

During the installation and the maintenance of the fixtures it is important to be careful and avoid damages on the paint coating.

Damages on the coating exposed to outdoor conditions or water, could cause corrosion.

Chemical substances affect the anticorrosion covering protection.

For LED fixtures, there is evidence that most of the damages are connected to electrical effects related to the insulations, which cause destructive electrical discharges


These effects are frequently caused by:

- over voltage coming from the mains' network where fixture is connected.
- electrostatic discharge (ESD) coming from the environment.

The use of a protective device against the overvoltage on the electrical installation is warmly suggest this helps to reduce the intensity of some of these phenomenon and prevent irreversible damages. The selection of the type of device to be used must be adjust on the electrical plant.



In Vitro Suspension



**S.P.D. (SURGE
PROTECTION DEVICE)
F990E00A000**