



Kori

Technical description

Base	Armchairs: Steel tube legs, powder coated; steel legs with wooden elements, upholstered; solid oak wood legs, lacquered; swivel base, powder coated steel plate Sofas: Steel tube legs, powder coated; steel legs with wooden elements, upholstered; solid oak wood legs, lacquered; fully upholstered seat, feet
Seat	The board and wood structure, webbing and rubber belts; polyurethane foam
Backrest	The steel construction, polyurethane foam
Finishing	Fabric, leather
Additional information	The backrest with visible characteristic wrinkles



Width × Depth × Height × Seat Height (cm)



KO/1/NR
82 x 73 x 77 x 45



KO/1/NRT
82 x 73 x 77 x 45



KO/1/DD
82 x 73 x 77 x 45




KO/1/TO
82 x 73 x 77 x 45



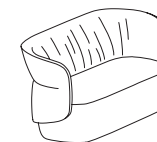
KO/2/NR
131 x 77 x 77 x 45



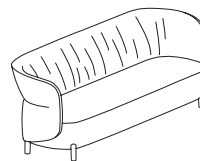
KO/2/NRT
131 x 77 x 77 x 45




KO/2/DD
131 x 77 x 77 x 45




KO/2/TP
131 x 77 x 77 x 45



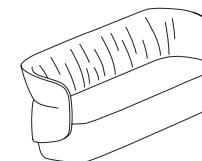
KO/3/NR
181 x 82 x 77 x 45



KO/3/NRT
181 x 82 x 77 x 45



KO/3/DD
181 x 82 x 77 x 45



KO/3/TP
181 x 82 x 77 x 45