

se:do pro 2

se:do pro 2 is the perfect companion for modern working environments. This ergonomic swivel chair unites comfort, functionality and timeless, angular design. Thanks to its individually adjustable "Similar" mechanism and height-adjustable backrest, se:do pro 2 adapts perfectly to individual needs – whether in the office or in the home office. With high-quality materials, durable workmanship and a large selection of fabrics and colours, it blends harmoniously into any environment. se:do pro 2 offers seating comfort at the highest level and promotes health and productivity in equal measure.

Advantages

- Individual components can be exchanged quickly and easily.
- All ergonomic components can be freely selected and combined.
- The chair promotes the health and vitality of employees.
- The swivel chair impresses thanks to its good price-performance ratio.
- The mix-and-match approach makes numerous combination options possible.
- The model has a low ecological footprint.
- Changing position prevents postural damage, which in turn leads to fewer absences.



Features

- The membrane cover is available in four colours as a self-supporting knitted fabric made of 100% polyester.
- The swivel chair fulfils DIN EN 1335:2023 Type A, the current standard with regard to ergonomic requirements and diversity of users.
- The backrest is height-adjustable by 80 mm.
- The model can be reused as a 2nd-cycle product.

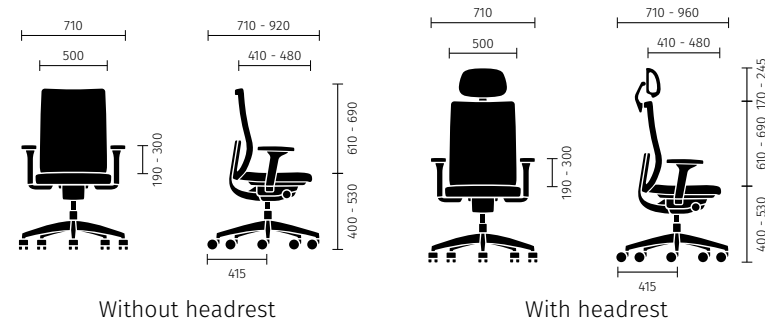
Options/accessories

- The chair can be supported with an air-permeable membrane or a comfortable padded back.
- Optional lumbar support depth adjustment is 12 mm for the membrane backrest and 25 mm for the upholstery backrest (integrated air cushion).
- The following “Similar” mechanism options are available (always in black): with automatic weight adjustment and automatic seat tilt (also for light users) or with individual weight adjustment with/without seat tilt adjustment for territorial areas of use.

More about se:do pro 2

- [Website](#)
- [Operating instructions](#)
- [CAD data](#)

Dimensions (all dimensions in mm)




Colours


Upholstery [Further options](#)



Membrane



Model (frame)



Star base (Plastic, Aluminium)

