


HOUE

TABLE

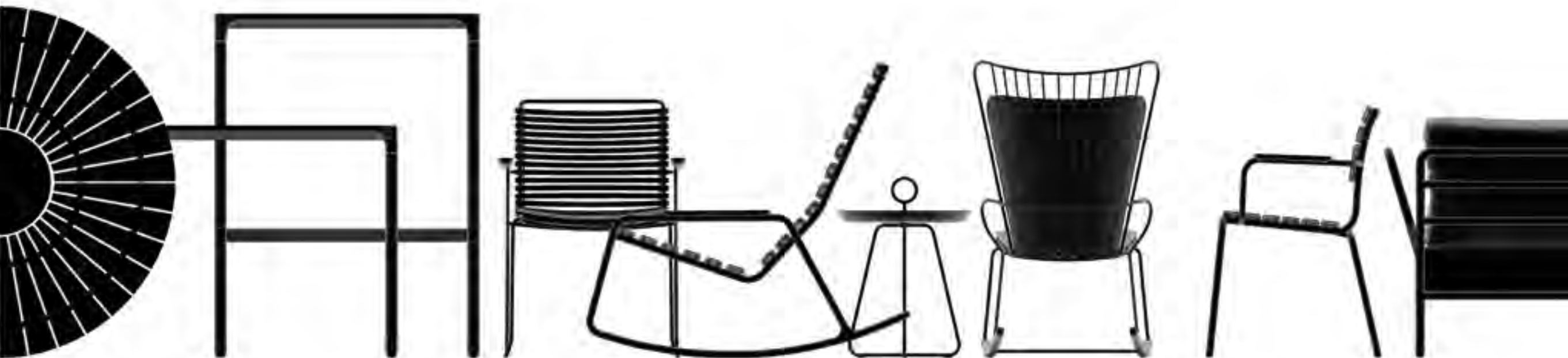
OUTDOOR COLLECTION



HOUE

We are driven by affordable luxury as a philosophy, by choosing the right materials and solutions. We draw from a proud heritage of Scandinavian design and craftsmanship with mass appeal. HOUE offers both an outdoor and indoor collection, always meeting our high standards in terms of design, price and quality.

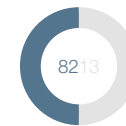
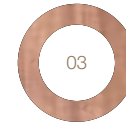
**HOUE IS A DANISH DESIGN HOUSE FOUNDED IN 2007.
WE COMBINE GREAT COMFORT AND DESIGN IN OUR WORK.
WE ALWAYS PUT A LOT OF EFFORT INTO OUR
PRODUCT DEVELOPMENT STRIVING TO MEET
A HIGH STANDARD.**



TABLE

THE COLLECTION OF HOUE OUTDOOR DINING TABLES ARE MADE IN COMBINATIONS OF POWDER COATED METAL OR ALUMINUM, BAMBOO AND BLACK GRANITE. THIS CREATES A COLLECTION OF WELLDESIGNED OUTDOOR DINING TABLES WHICH ALL PERFECTLY COMPLEMENT HOUE DINING CHAIRS AND ENABLE SEVERAL BEAUTIFUL SETTINGS FOR THE GARDEN.

HOUE Outdoor Tables are designed by Henrik Pedersen and Rooe Magdassi. In the design process there is put a lot of effort in form and shape to make tables that not only pleases the eye but also obtain optimal stability and functionality.



**FOUR DINING TABLE WITH BAMBOO TOP AND BLACK POWDER
COATED ALUMINUM CONSTRUCTION.
ALSO AVAILABLE WITH GREY CONSTRUCTION OR WITH BLACK ALUMINUM TOP.
4 SIZES: 90 / 160 / 210 / 270 CM.**



FOUR BAR TABLE WITH BAMBOO OR BLACK ALUMINUM TOP. CONSTRUCTION IN BLACK POWDER COATED ALUMINUM. 2 SIZES: 90 / 160 CM. HEIGHT: 110 CM.

24

03



**SKETCH DINING TABLE WITH BAMBOO TOP AND SCULPTURAL GREY
POWDER COATED METAL LEG CONSTRUCTION.
2 SIZES: 160 / 220 CM.**



BEAM DINING TABLE SETTING

BEAM DINING TABLE LOOKS GREAT
COMBINED WITH PAON CHAIRS.





**BEAM DINING TABLE WITH BAMBOO TOP AND BLACK POWDER
COATED METAL CONSTRUCTION.
BEAM IS FOLDABLE. SIZE: 180 X 95 CM.**

**EDGE TRAY TABLES EASY TO
MOVE AND SUITABLE FOR BOTH
INDOOR AND OUTDOOR USE.**



**AVAILABLE IN 3 SIZES Ø46, Ø62 AND Ø76 IN 4 COLOR COMBINATIONS.
DESIGNED BY ROEE MAGDASSI AND GERMAN
DESIGN AWARD WINNER 2019.**



**INVITING DINING TABLES IN
BEAUTIFUL BAMBOO**



**LEAF AND CIRCLE
DINING TABLES.**

CIRCLE AND LEAF

CIRCLE DINING TABLES WITH BAMBOO TOP, POWDER COATED GREY ALUMINUM LEGS AND CENTER GRANITE STONE. 2 SIZES Ø150 / Ø110.
LEAF TRIANGULAR DINING TABLE WITH BAMBOO TOP AND POWDER COATED GREY STEEL LEG CONSTRUCTION. SIZE 146 X 146 CM.





**EYELET TRAY TABLES EASY TO MOVE AND SUITABLE
FOR INDOOR AND OUTDOOR USE.
3 SIZES Ø45 / Ø60 AND Ø70 CM. IN 7 DIFFERENT COLORS.**





12

03

**CIRCUM CAFÉ TABLE WITH BAMBOO TOP
AND LEG CONSTRUCTION IN POWDER
COATED BLACK STEEL TUBE. SIZE: Ø74.**



**FLOR CAFÉ TABLE IN POWDER COATED BLACK ALUMINUM.
SIZE Ø60 OR SQUARE 60X60 CM.**

BAMBOO IS THE LARGEST MEMBER OF THE GRASS FAMILY.

**THE GROWTH OF BAMBOO IS VERY FAST – THE SPECIES
THAT WE USE FOR FURNITURE GROW MORE THAN 1
METER WITHIN 24 HOURS! BAMBOO RE-PLANTS ITSELF.
NEW BAMBOO SHOOTS WILL SPREAD
FROM THE ROOTS.**

Bamboo releases more oxygen than any other plant, actually 35% more than ordinary woods. This is due to the fast growth. Bamboo also recycles large amounts of CO₂. Bamboo can absorb 30% CO₂ and release more than 35% oxygen, so choosing bamboo as material means contributing positively to CO₂ evolution.

In addition to being, a very fast-growing plant, bamboo is a very strong and hard material and stronger than traditional woods. Bamboo is very stable and is affected only very little by humidity.

BAMBOO CARE The bamboo lamellas on HOUE tables are treated with a special impregnation from the factory, which is drawn into the bamboo. To keep the table nice, it is necessary to treat the bamboo lamellas on a regularly base with oil suitable for bamboo. We recommend you to, oil the table before taking it into use, and again after approx. 4 weeks, then as needed (3 – 4 times a year)

TABLE

HOUE

OUTDOOR COLLECTION