

AARON | S444

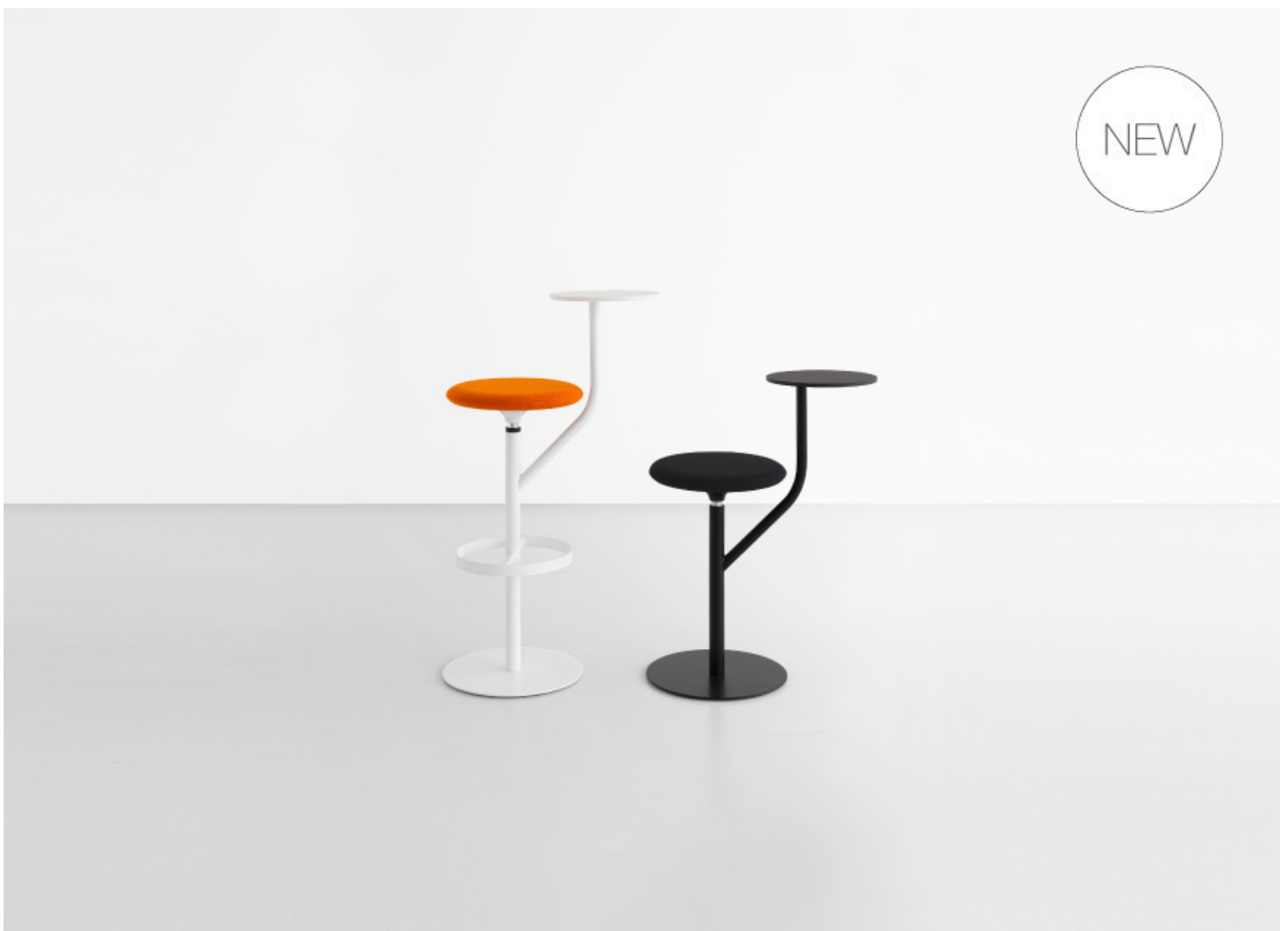
Pio & Tito Toso | 2020



AARON

Pio & Tito Toso | 2020

It was born generous, attentive and dynamic. You could call it a friend, one of the family. It was born double, like the double "A" in its name. AARON, a stool and a table all in one. It is an elegant and functional solution for all contexts, reducing space and highlighting privacy. It has an embracing seat and a metal core giving rise to a column that becomes a swivel tabletop. At different heights, also with a footrest, AARON is the ideal solution for all work, meeting and relaxation needs. The designers who started this small revolution in the world of Lapalma stools are the Venetian brothers PIO&TITOTOSO. A story of complicity and understanding. A dual story. A great idea.



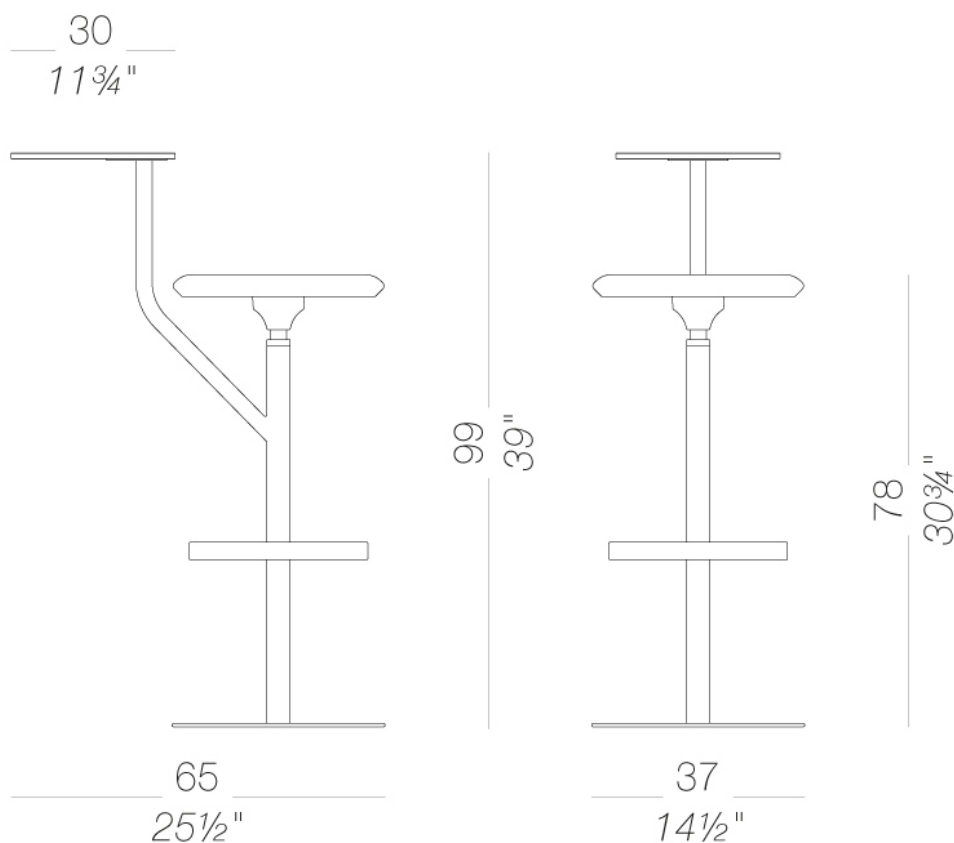
AARON

Pio & Tito Toso | 2020



| S444 stool with swivel table top h78









Stool with base and footrest in powder coated steel. Swivel seat upholstered with fire retardant moulded foam covered with fabric, ecoleather or leather and off-centre pivoting tablet. Felt under the base. Also available with small base for floor fixing.



AARON | S444

Pio & Tito Toso | 2020









frame

							
powder coating black 1 Colors	powder coating white 1 Colors	powder coating perla 1 Colors	powder coating celeste 1 Colors	powder coating mattone 1 Colors	powder coating caffè 1 Colors	powder coating oliva 1 Colors	powder coating tortora 1 Colors

seat

							
wood natural ash 1 Colors	wood black open pore 1 Colors	fabric Hallingdal 65 47 Colors	fabric Canvas 2 40 Colors	fabric Steelcut Trio 3 48 Colors	fabric Remix 3 24 Colors	fabric Clara 2 24 Colors	fabric Fiord 2 24 Colors
							
fabric Divina MD 24 Colors	fabric Divina Melange 3 38 Colors	fabric Tonica 2 39 Colors	fabric Medley 37 Colors	fabric Maya 43 Colors	fabric Jet 44 Colors	fabric Lapalma Smart 18 Colors	fabric Capture 43 Colors
							
fabric Crisp 40 Colors	fabric Nattè 23 Colors	fabric Iris 24 Colors	fabric Steelcut 2 37 Colors	soft-leather soft-leather 7 Colors	ecoleather GRIMM FR 24 Colors	ecoleather Valencia c5 59 Colors	

top

							
powder coating black 1 Colors	powder coating white 1 Colors	powder coating perla 1 Colors	powder coating celeste 1 Colors	powder coating mattone 1 Colors	powder coating caffè 1 Colors	powder coating oliva 1 Colors	powder coating tortora 1 Colors

consult the portfolio for the range of colors, fabrics, eco-leather, soft-leather.

use and maintenance instructions

Clean all parts in wood, leather, fabric and metal with a damp cloth or a diluted neutral cleaner. Do not use cleaners with alcohol, bleach, solvent or abrasive products. Any liquid spilt on the product must be wiped up immediately. When lifting or moving the product, hold it on the structure and not under the seat. The product should not be subjected to unbalanced weights, as it is designed for a proper rest on the foothold (on four legs or on the base). Our company relieves from any responsibility in case of damage caused to fragile floors. Avoid any improper use of the product: do not step on the product, on the footrest or on the armrests. Avoid any movements that could compromise the proper functionality of the product or the safety of the users. Wood and leather, being natural materials, could be easily damaged. Small impurities or imperfections are within quality standard range. Do not expose the product to weather conditions or atmospheric agents, nor to heat sources over 40°C. Also products for outdoor use could be afflicted by atmospheric agents. The product could undergo possible exterior changes due to particular exposure to heat, humidity and saltiness. An appropriate and frequent maintenance and cleaning of the product enhances its durability. The product could change colour and shade, if exposed to direct sunlight. Maintenance has to be carried out by experienced staff. Dispose of the package only after assembling the product, in order to avoid the loss of ironmongery and components. Once the product has been dismantled, the product itself or its components must be given to the public garbage disposal system, according to the legislation in force.