

COLLECTION CATALOGUE 2020



FLOS
ARCHITECTURAL

FLOS

COLLECTION CATALOGUE 2020

ITALIANO / ENGLISH

FEATURED PRODUCTS

16	• BELT
38	INFRA-STRUCTURE
54	• INFRA-STRUCTURE Episode 2
76	• OBLIQUE
94	• DIVERSION
118	• ZERO TRACK
136	• THE MICRO RUNNING MAGNET
160	THE RUNNING MAGNET
182	THE TRACKING MAGNET
202	THE TRACKING POWER
220	THE FAST TRACK
234	LIGHT SHADOW
256	• LIGHT SHADOW DOTS & PRO
276	• CAMERA
294	SUPER LINE & • SUPERLINE PRO
312	• KAP
342	• LIGHT SNIPER 2020
352	• C1
366	FIND ME
380	UT
398	BON JOUR
406	FORT KNOX

SOPHISTICATED COMMODITIES

420	LED CURTAIN
420	MOONLINE
422	IN-FINITY
426	CIRCLE OF LIGHT
427	LIGHT CUT MINI
428	SUPER FLAT
431	LIGHT BELL
432	LED SQUAD
435	THIN LED
437	WALL SYSTEM
438	SOLID PURE
440	PURE
442	LIGHT SHOOTER
445	LIGHT SUPPLY
445	LIGHT SOLDIER
446	JOHNNY
450	COMPASS BOX
453	BATTERY
453	MICRO BATTERY
454	WAN
456	ANTHONY DOWNLIGHT
456	COMPASS
459	DECOFIX
460	G-O
460	THEBLOCKOFLIGHT
463	GIANO
463	BOX

SOFT ARCHITECTURE


472	WALL RUPTURE
475	SOFTPROFILE
476	KAPPROFILE
478	JUNCOS
481	WALL PIERCING
482	SOFT SPUN
485	ABAJOURD'HUI
486	USL PLUTO
488	APPS
491	USO
492	USO COVE LIGHTING
494	G-O IN
497	TEARDROP
498	ROUND, SQUARE & VERTICAL LIGHT
500	USB ROUND & SQUARE
502	USO BOOB
504	USL OUT
506	USL 900 DISK

• Novità/New product

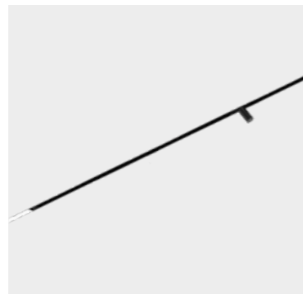
L'obiettivo di Flos è quello di offrire sempre la tecnologia più affidabile sul mercato, controllando costantemente i nostri prodotti e aggiornandoli al passo con le evoluzioni tecnologiche quando queste apportino vantaggi ai nostri partner e clienti. Quindi, in caso di necessità di informazioni tecniche e delle ultime info di prodotto, vi invitiamo a visitare la sezione di prodotto o il nostro sito web flos.com, che viene aggiornato quotidianamente.

Flos aim is to offer always the best reliable technology available, constantly reviewing our products and upgrading them as soon as technologic evolutions offers benefits for our partners and clients. Thus, when you need technical details and the most recent product information, please browse the product section of our daily updated website flos.com.


INDEX BY PRODUCT




BELT
16



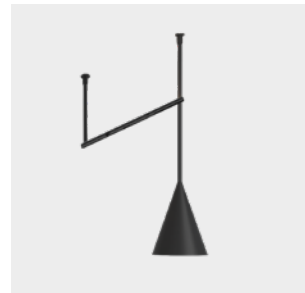
THE MICRO RUNNING
MAGNET
136



INFRA-STRUCTURE
38



THE RUNNING MAGNET
160



INFRA-STRUCTURE
Episode 2
54



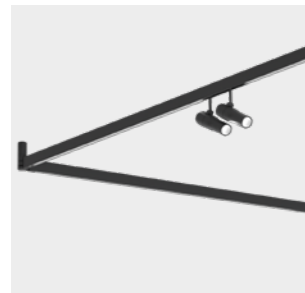
THE TRACKING MAGNET
182



OBLIQUE
76



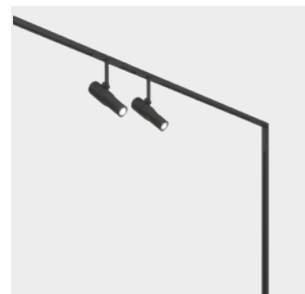
THE TRACKING POWER
202



DIVERSION
94



THE FAST TRACK
220



ZERO TRACK
118



LIGHT SHADOW
234


INDEX BY PRODUCT



LIGHT SHADOW PRO
LIGHT SHADOW DOTS
256



FIND ME
366




CAMERA
276



UT SPOT
UT DOWNLIGHT
UT PRO SURFACE
380



SUPER LINE
SUPER LINE PRO
294



BON JOUR
398



KAP
EASY KAP
KAP SURFACE
KAP SUSPENSION
312




FORT KNOX
FORT KNOX WALL
FORT KNOX WALL MINI
406



LIGHT SNIPER 2020
342



LED CURTAIN
420




C1
352



MOONLINE
420

INDEX BY PRODUCT



IN-FINITY
422



THIN LED
434



CIRCLE OF LIGHT
426



WALL SYSTEM
436




LIGHT CUT MINI
427



SOLID PURE
438



SUPER FLAT
428




PURE SPOT
PURE DOWNLIGHT
440



LIGHT BELL
430



LIGHT SHOOTER
442



LED SQUAD
432



LIGHT SUPPLY
444

INDEX BY PRODUCT



LIGHT SOLDIER
445




COMPASS
456




JOHNNY
446




DECOFIX
458




COMPASS BOX
RECESSED
COMPASS BOX
SURFACE
450




G-O
460




BATTERY
MICRO BATTERY
453




THEBLOCKOFLIGHT
460




WAN SPOT
WAN DOWNLIGHT
454



GIANO
463



ANTHONY DOWNLIGHT
456



BOX
463

INDEX BY PRODUCT



WALL RUPTURE
472



ABAJOUR'HUI
484



SOFTPROFILE
475



USL PLUTO
486



KAPPROFILE
476



APPS
488



JUNCOS
478



USO
490



WALL PIERCING
480



USO COVE LIGHTING
492



SOFT SPUN
482




G-O IN
494

INDEX BY PRODUCT



TEARDROP
496



USO BOOB
502



ROUND, SQUARE &
VERTICAL LIGHT
498



USL OUT
504



USB ROUND & SQUARE
500



USL 900 DISK
506



FEATURED PRODUCTS

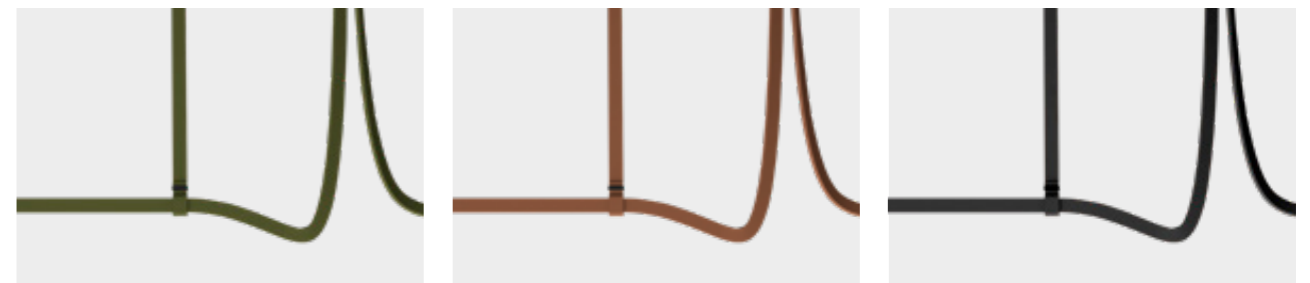
Belt, Infra-Structure, Infra-Structure Episode 2, Oblique, Diversion, Zero Track, The Micro Running Magnet, The Running Magnet, The Tracking Magnet, The Tracking Power, The Fast Track, Light Shadow, Light Shadow Dots, Light Shadow Pro, Camera, Super Line, Super Line Pro, Kap, Light Sniper 2020, C1, Find Me, UT, Bon Jour, Fort Knox, Fort Knox Wall.

**B
E
L
T**

Linea di luce tecnica avvolta all'interno di un pregiato rivestimento di cuoio cucito su misura per integrare ogni elemento della composizione. L'innovativo sistema di connessione è stato sviluppato per ottenere una linea sinuosa senza apparente soluzione di continuità.

Technical lighting line covered in a fine leather cover sewn to measure that integrates all elements of the composition. The innovative connection system has been developed to achieve a sinuous line without apparent interruptions.

BELT






Il cuoio rappresenta il cuore del progetto. Un materiale morbido e caldo che garantisce libertà nello spazio ma al tempo stesso caratterizzato da una certa rigidità che crea armonia nel risultato della composizione finale. Belt è rivestita in pregiato cuoio trattato con coloranti naturali per ottenere le tre finiture disponibili in gamma: nero, cuoio naturale e verde.

The leather is the heart of the project. A soft and warm material that guarantees freedom in the space but, at the same time, is characterized by certain rigidity. The result is a harmonious final composition. Belt is covered in fine leather, treated with natural dyes to obtain the three finishes available in the range: black, green and natural leather.


Natural Leather / Green / Black



Belt è pura flessibilità, una linea sinuosa la cui natura è in equilibrio tra la morbidezza della pelle e la rigidità dell'alluminio. L'elemento morbido è rappresentato dalla connessione alla rete elettrica, mentre le parti rigide corrispondono alle sorgenti luminose, delle lunghe linee di luce.

Belt is pure flexibility, a sinuous line whose nature is in balance between the softness of leather and the rigidity of aluminum. The soft element is represented by the connection to the electrical grid, while the rigid parts correspond to the light sources, which are long lighting lines.

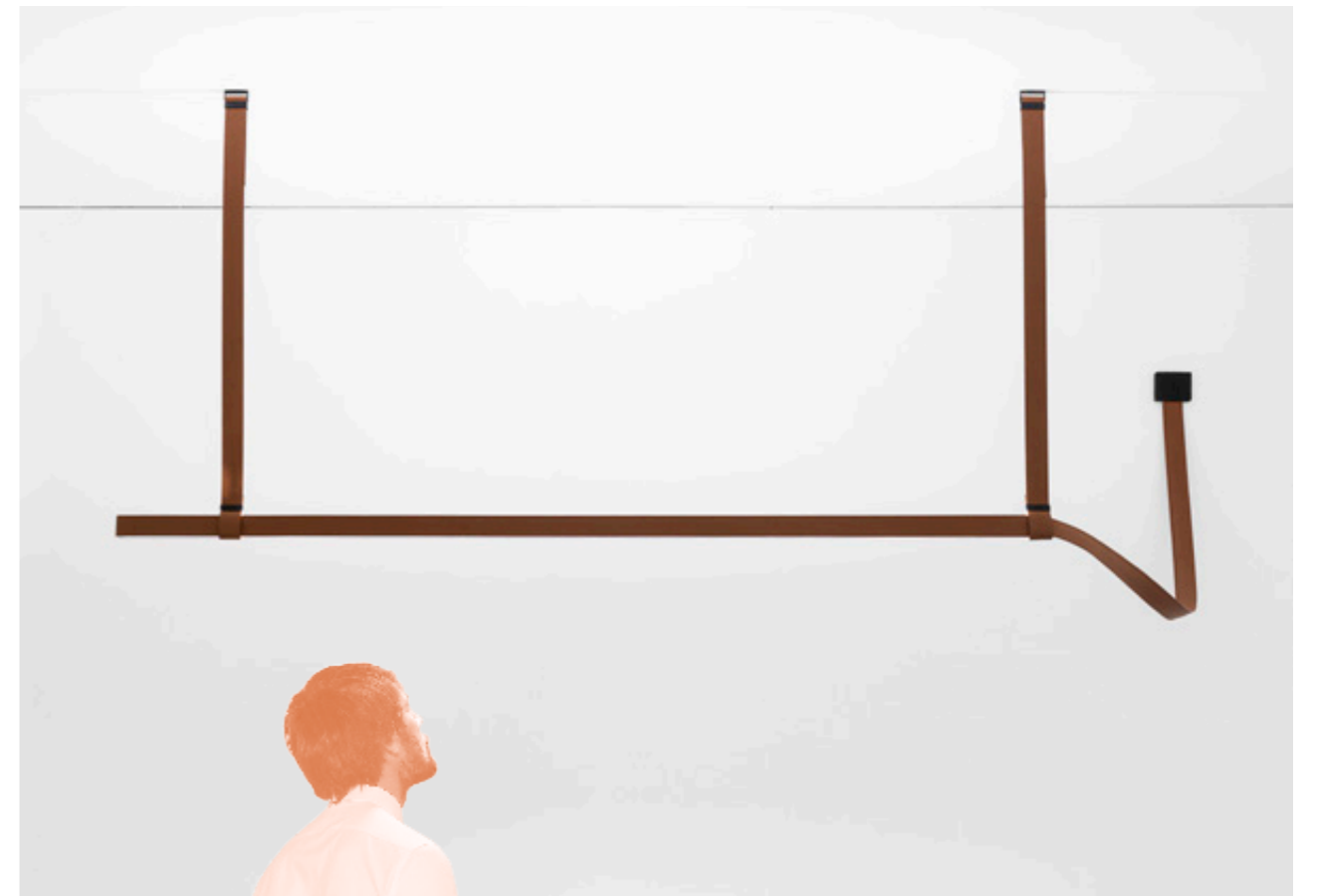

- 1 CEILING FEEDING BASE
- 2 ELECTRICAL LOOP CONNECTOR
- 3 CEILING MOUNTING
- 4 SUSPENSION BELTS
- 5 LIGHT PROFILE





Ogni elemento del prodotto è gestito tramite strisce di cuoio. Alcune di queste sostengono il peso dell'apparecchio, altre trasportano l'elettricità e ovviamente alcune contengono la luce. La sezione iniziale di ogni composizione scende dal soffitto, oppure sale dalla parete o ancora dal pavimento per poi essere sospesa attraverso tiranti dedicati.

Each element of the product is controlled by leather straps. Some of them support the weight of the device, some carry electricity and some contain light. The initial section of each composition descends from the ceiling or rises from the wall, or even from the floor, and then hangs thanks to dedicated straps.






Come quando si allaccia una cintura, l'installazione dei tiranti utilizzati per sospendere il profilo luminoso avviene facendo scorrere le fasce di cuoio attraverso fibbie in metallo dedicate che fungono da agganci a soffitto. Ogni tirante può essere regolato per rispettare la conformazione dell'ambiente.

As for fastening a belt, the installation of the straps used to hang the lighting profile is done by sliding the leather straps through dedicated metal buckles that act as ceiling hooks. Each strap can be adjusted to respect the configuration of the environment.



CONNECTIONS (ELECTRICAL)



Lo speciale microconnettore integrato nel terminale del profilo luminoso permette di realizzare la connessione elettrica attraverso un semplice scatto. L'elemento di connessione viene nascosto all'interno del passante in cuoio, che funge da sospensione per sostenere la composizione.

The special micro-connector integrated in the terminal of the lighting profile allows the electrical connection to be made with a simple click. The connection element is hidden inside the leather strap that acts as a suspension to support the composition.

CONNECTIONS (ELECTRICAL)





La lunghezza dei profili luminosi e dei tiranti può variare secondo le esigenze di progetto. Nella gamma sono disponibili cinque lunghezze diverse, per consentire alla composizione di adattarsi allo spazio crescendo, ruotando, salendo o scendendo in tre dimensioni.

The length of the lighting profiles and the straps can be changed according to the requirements of the project. The range offers five different lengths so the composition can be adapted to the space by growing, rotating, rising or descending in three dimensions.

PROFILES

3000 mm



2000 mm



STRAPS

3000 mm



2000 mm



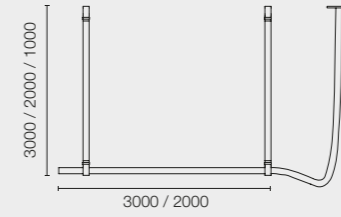
1000 mm









TOP LED
30W/m




Verde
Green



Pelle Naturale
Natural Leather



Nero
Black



Flood
Up&Down

FLOS
CONTROL BY CASAMBI



INFRA-STRUCTURE

INFRA-STRUCTURE

INFRA-STRUCTURE

INFRA-STRUCTURE

INFRA-STRUCTURE

INFRA-STRUCTURE

INFRA-STRUCTURE

INFRA-STRUCTURE

INFRA-STRUCTURE

INFRA-STRUCTURE

INFRA-STRUCTURE

INFRA-STRUCTURE

INFRA-STRUCTURE

INFRA-STRUCTURE

INFRA-STRUCTURE

INFRA-STRUCTURE

INFRA-STRUCTURE

INFRA-STRUCTURE

INFRA-STRUCTURE

INFRA-STRUCTURE

INFRA-STRUCTURE

INFRA-STRUCTURE

INFRA-STRUCTURE

INFRA-STRUCTURE

INFRA-STRUCTURE

INFRA-STRUCTURE

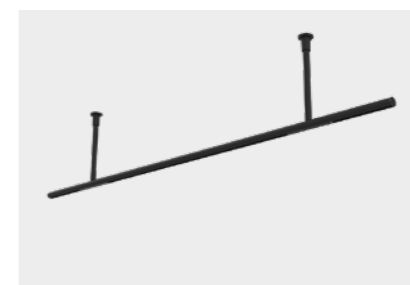
INFRA-STRUCTURE

INFRA-STRUCTURE

Struttura tubolare compatibile con un'ampia gamma di apparecchi di illuminazione con fissaggio magnetico e blocco meccanico di sicurezza. Regolazione e controllo mediante protocolli universali e attraverso l'applicazione FLOS Control®.

Tubular structure compatible with a wide range of light fixtures with magnetic fastening and mechanical safety locking. Regulation and control with universal protocols and using the FLOS Control® application.

INFRA-STRUCTURE





The Conran Shop, Seoul

La nuova icona nelle strutture d'illuminazione: grazie al suo design esclusivo e alla tecnologia magnetica, Infra-Structure offre un sistema unico su cui sviluppare il design d'illuminazione nello spazio architettonico. Compatibile con tutti i sistemi di controllo e con FLOS Control®.


The new icon in lighting structures: thanks to its unique design and magnetic technology Infra-Structure offers a singular way to grow your lighting design in the architectural space. Compatible with all control systems and FLOS Control®.



- 1 SUSPENSION SPOT
- 2 LIGHT TUBE
- 3 SUSPENSION PANEL
- 4 SUSPENSION GLASS DOWNLIGHT



412W 15th Street,
New York



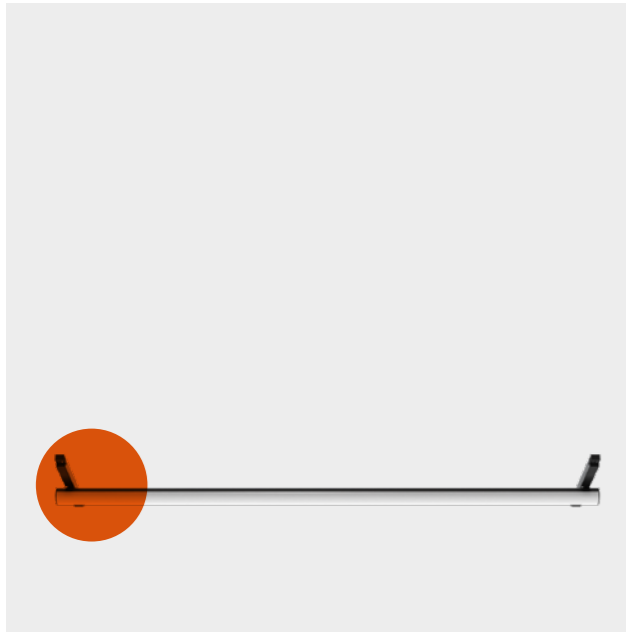
Vincent Van Duysen
Offices, Belgium
Bottom

Cantina 51 - Parc 51,
Belgium
Top

LIGHT TUBE / SUSPENSION PANEL 600

Diffusore opale ad alta efficienza che consente una distribuzione uniforme garantendo un elevato comfort visivo.


Highly efficient opal diffuser, which allows for uniform distribution and guarantees high levels of visual comfort.



SUSPENSION SPOT

Proiettore compatto con driver a bordo e ottica cut-off integrata.

Compact projector with integrated controller and optical cut-off.



SUSPENSION GLASS / DOWNLIGHT 110

Campana decorativa in vetro soffiato, disponibile nelle finiture trasparente, fumé e rosso.

Decorative bell in blown glass. Available in transparent, fume and red finishes.





Diverse opzioni di controllo che possono adattarsi a qualunque necessità.

Different control options that can be adapted to any need.

ON BOARD DIMMING

Ciascun apparecchio di illuminazione ha un dimmer integrato, per il controllo diretto e individuale.

Each luminaire has its own integrated dimmer for direct and individual control.

DALI

Controllo individuale di ciascun apparecchio di illuminazione.

Individual control of each luminaire.

1-10V

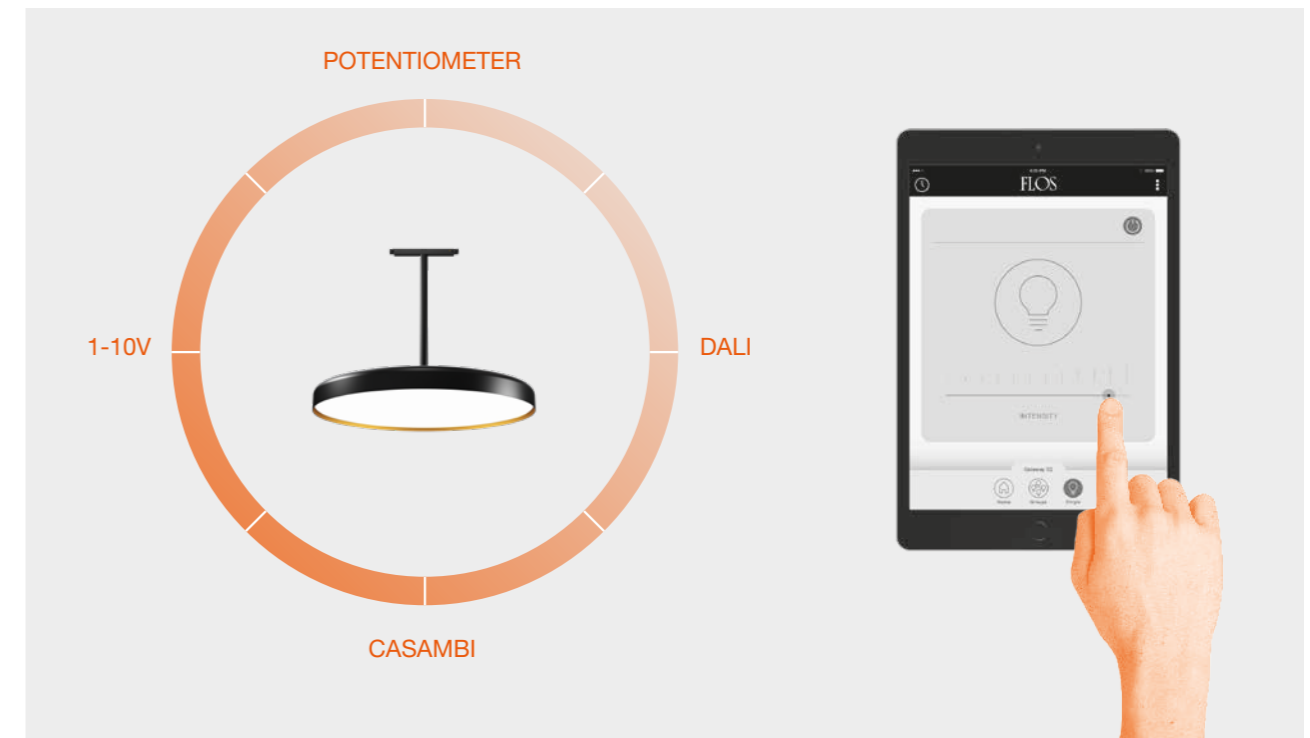
Controllo remoto in broadcasting (dimmeraggio di tutti gli apparecchi di illuminazione in gruppo).

Broadcasting remote control (dimming of all the luminaires in a single group).

CASAMBI

Controllo individuale di ciascun apparecchio di illuminazione direttamente attraverso un'applicazione per tablet e smartphone (FLOS Control®).

Individual control of each luminaire directly through a tablet or smartphone application (FLOS Control®).



FLOS CONTROL® BY CASAMBI

L'applicazione FLOS Control® consente di controllare gli apparecchi di illuminazione del sistema in modo individuale o in gruppo, controllando scene e programmazione.

The FLOS Control® application allows you to control the system's luminaires individually or as a group, controlling scenes and programming.

In un impianto elettrico tradizionale, con il gateway connesso via Bluetooth si ottiene un controllo totale dell'ambiente.


With a traditional electrical installation and the Gateway connected by Bluetooth, you obtain total control of the ambience.

Disponibile per iOS e Android


Available for iOS and Android

LIGHT MODULES

LIGHT TUBE
DIRECT - INDIRECT



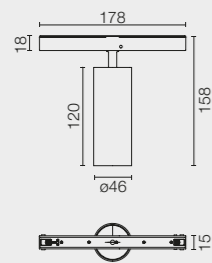
TOP LED
25W/m



SPOT 120



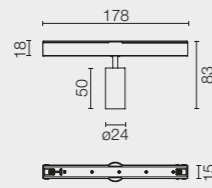
POWER LED
12W



SPOT 50



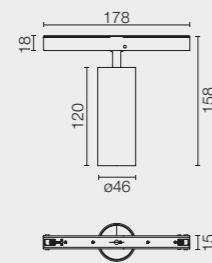
POWER LED
3,5W



SPOT 120



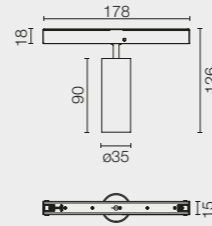
LED ARRAY
12,5W



SPOT 90




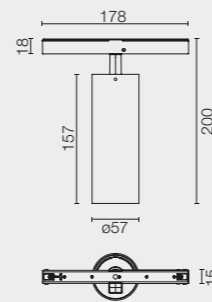
POWER LED
8,5W



SPOT 150




LED ARRAY
22,5W

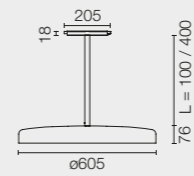


LIGHT MODULES

SUSPENSION
PANEL 600



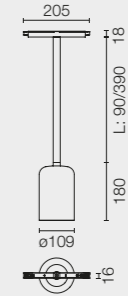
TOP LED
40W



SUSPENSION
GLASS DOWNLIGHT 110



LED ARRAY
13,5W



40 Bianco / 40 White 14 Nero / 14 Black



FLOS
CONTROL BY CASAMBI

Available on the
App Store

GET IT ON
Google Play

INFRA-STRUCTURE EPISODE 2

INFRA-STRUCTURE
EPISODE 2

INFRA-STRUCTURE
EPISODE 2

INFRA-STRUCTURE
EPISODE 2

INFRA-STRUCTURE
EPISODE 2

INFRA-STRUCTURE
EPISODE 2

INFRA-STRUCTURE
EPISODE 2

INFRA-STRUCTURE
EPISODE 2

Essenziale struttura tubolare incredibilmente versatile. Grazie ad uno speciale sistema di connessione è possibile combinare elementi verticali e orizzontali tra di loro per creare combinazioni tridimensionali in infinite varianti utilizzando moduli lineari e geometrici.

Subtle, incredibly versatile tubular structure. Thanks to a special connection system, it is possible to combine vertical and horizontal elements to create three-dimensional combinations in infinite variations using linear and geometric modules.


INFRA-STRUCTURE Episode 2





La reinterpretazione di un'icona: il design unico di Infra-Structure si evolve grazie ad un nuovo concetto modulare estremamente semplificato. Elementi essenziali ma di grande impatto visivo possono essere combinati per caratterizzare qualsiasi spazio architettonico con una forte presenza scenica.

The reinterpretation of an icon: the unique design of Infra-Structure evolves thanks to a new, extremely simplified modular concept. The subtle but visually stunning elements can be combined to characterize any architectural space with a strong stage presence.



- 1 SUSPENSION CONE
- 2 STRUCTURAL RODS
- 3 LIGHT TUBE DIRECT
- 4 LIGHT TUBE INDIRECT
- 5 SUSPENSION PANEL

SUSPENSION CONE

Il modulo conico prevede una schermatura totale della sorgente luminosa e integra uno speciale gruppo ottico brevettato per ottenere effetti di luce puntuale professionali ad alto contrasto.


The conical module provides total shielding of the light source and integrates a special patented optical unit to achieve professional high-contrast spotlighting effects.



LIGHT TUBE

I moduli lineari orizzontali possono essere utilizzati per ottenere luce diretta e indiretta. Rappresentano un segno grafico importante nella struttura, creano ritmicità e continuità visiva nell'installazione attraverso una luce morbida e diffusa.


The horizontal linear modules can be used to obtain direct and indirect light. They represent an important graphic sign in the structure, creating rhythm and visual continuity in the installation through soft and diffused light.



SUSPENSION PANEL

Il pannello circolare è realizzato con uno speciale aggancio che lo rende particolarmente semplice da installare nella struttura. Il profilo interno è in finitura oro a contrasto con il grande diffusore opale ad alta efficienza che garantisce un comfort visivo assoluto.

The circular panel is manufactured with a special hook that makes it very easy to install on the structure. The internal profile features a gold finish that contrasts with the large, highly efficient opal diffuser, guaranteeing high levels of visual comfort.





LIGHT TUBE COVERED

Il modulo lineare trapezoidale nasconde alla vista l'emissione diretta della luce schermando il diffusore opale dell'apparecchio e concentrando la luce sul piano di lavoro.

The trapezoidal linear module protects the eyes from direct light emission by acting as a screen for the opal diffuser of the luminaire and by concentrating the light on the work surface.









La connessione meccanica tra i singoli moduli che compongono la struttura avviene tramite un sistema a vite che garantisce u'installazione rapida e sicura. Ogni modulo è bloccato in sede con l'integrazione di un piccolo grano, pressochè invisibile una volta completata l'installazione.

The mechanical connection between the individual modules that make up the structure is made through a screw system that guarantees a fast and safe installation. Each module is locked in place by integrating a small, almost invisible grub screw once the installation is complete.



Le connessioni elettriche dei moduli illuminanti sono estremamente semplici da effettuare. Ogni elemento luminoso è completo con un cavo elettrico lungo 5 m equipaggiato con micro-connettore in uscita. Il cavo viene fatto scorrere attraverso le varie sezioni della struttura verticale per essere poi collegato alla rete centrale in corrispondenza del soffitto.

The electrical connections of the lighting modules are extremely simple to make. Each lighting element is completed by a long 5m electrical cable equipped with an output micro-connector. The cable runs through all the different sections of the vertical structure and is then connected to the central grid in the ceiling.







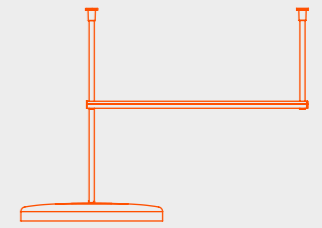
CONFIGURAZIONE

L'estrema semplicità degli elementi e la rapidità con cui possono essere combinati permette di liberare la creatività del progetto ottenendo innumerevoli combinazioni.

CONFIGURATION


The extreme simplicity of the elements and the speed with which they can be combined allows to free up the creativity of the project and to achieve innumerable combinations.

EXAMPLE NO.1



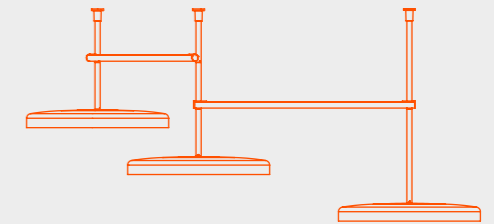
2 x Top Anchor
2 x Light Tube Rod 400mm
1 x Direct Light Tube 900mm
1 x Suspension Rod 400mm
1 x Suspension Panel 600mm
2 x End Caps

EXAMPLE NO.2



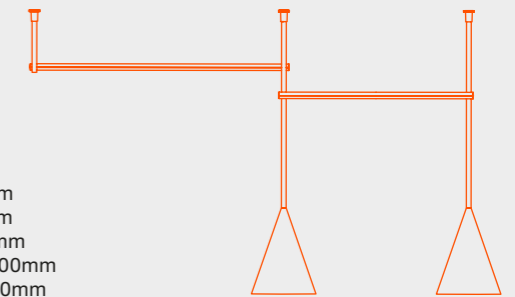
4 x Top Anchor
2 x Light Tube Rod 400mm
4 x Light Tube Rod 200mm
2 x Direct Light Tube 900mm
1 x Indirect Light Tube 900mm
4 x End Caps

EXAMPLE NO.3



3 x Top Anchor
1 x Light Tube Rod 400mm
3 x Light Tube Rod 200mm
2 x Indirect Light Tube 900mm
1 x Suspension Rod 400mm
2 x Suspension Rod 200mm
3 x Suspension Panel ø600mm


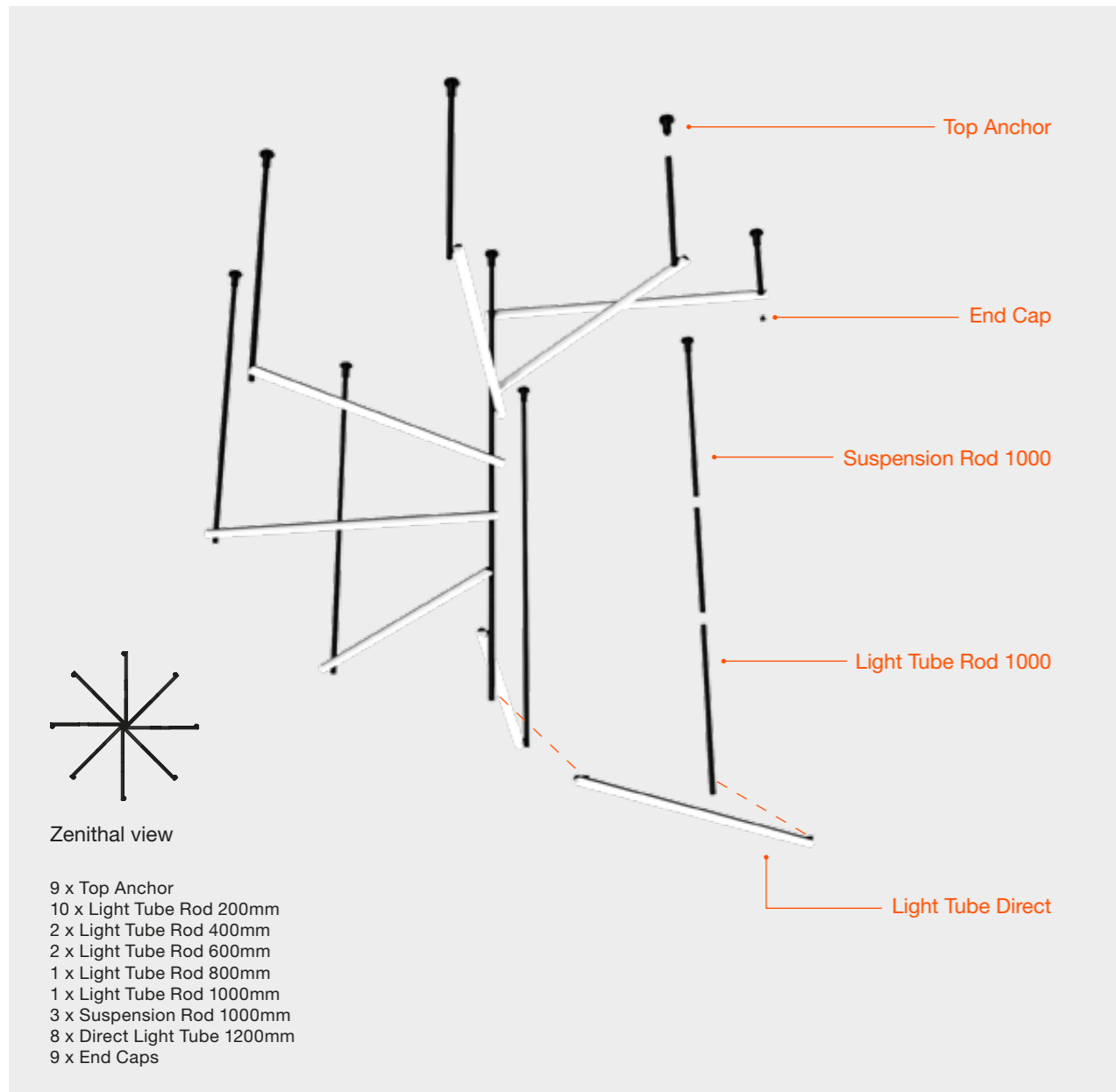
EXAMPLE NO.4



3 x Top Anchor
2 x Light Tube Rod 200mm
2 x Light Tube Rod 100mm
1 x Suspension Rod 200mm
1 x Indirect Light Tube 1200mm
1 x Indirect Light Tube 900mm
2 x Suspension Rod 400mm
2 x Suspension Cone ø300
1 x End Caps

Come in un reticolo tridimensionale, basterà definire quali sono gli assi verticali della struttura per poi unirli visivamente (ed elettricamente) a dei moduli luminosi che possono ruotare liberamente di 360° garantendo un'incredibile flessibilità d'installazione.

As in a three-dimensional network, simply define the vertical axes of the structure and then connect them visually (and electrically) with lighting modules that can freely rotate 360°. An incredible installation flexibility is guaranteed.





Diverse opzioni di controllo che possono adattarsi a qualunque necessità.

Different control options that can be adapted to any need.

DALI

Controllo broadcast di ciascun apparecchio di illuminazione.

Broadcast control of each luminaire.

1-10V

Controllo remoto in broadcasting (dimmeraggio di tutti gli apparecchi di illuminazione in gruppo).

Broadcasting remote control (dimming of all the luminaires in a single group).

CASAMBI

Controllo individuale di ciascun apparecchio di illuminazione direttamente attraverso un'applicazione per tablet e smartphone (FLOS Control®).

Individual control of each luminaire directly through a tablet or smartphone application (FLOS Control®).



FLOS CONTROL®
BY CASAMBI

L'applicazione FLOS Control® consente di controllare gli apparecchi di illuminazione del sistema in modo individuale o in gruppo, controllando scene e programmazione.

The FLOS Control® application allows you to control the system's luminaires individually or as a group, controlling scenes and programming.

In un impianto elettrico tradizionale, con il gateway connesso via Bluetooth si ottiene un controllo totale dell'ambiente.

With a traditional electrical installation and the Gateway connected by Bluetooth, you obtain total control of the ambience.

Disponibile per iOS e Android


Available for iOS and Android

LIGHT MODULES

LIGHT TUBE
DIRECT - INDIRECT



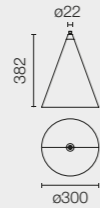
TOP LED
25W/m



SUSPENSION
CONE Ø30



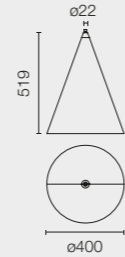
LED ARRAY
15W



SUSPENSION
CONE Ø40



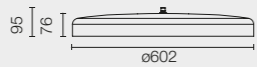
LED ARRAY
22W



SUSPENSION
PANEL 600



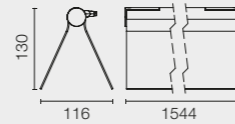
TOP LED
40W



LIGHT TUBE
COVERED



TOP LED
25W/m



Spot

Medium

Flood

Diffused

40 Bianco
40 White

14 Nero
14 Black



FLOS
CONTROL BY CASAMBI



OBLIQUE

BB

LL

II

QQ


UU

EE

Rivoluzionaria lampada da tavolo, evoluzione naturale del classico modello a braccio da ufficio. Presenta una struttura robusta e compatta, un design senza tempo e produce un fascio di luce asimmetrica brevettato molto potente e controllato, perfetto per l'illuminazione professionale dell'area di lavoro.

Revolutionary table lamp, it is the natural evolution of the classic office swing arm model. With its robust, compact structure and timeless design, it produces a patented, very powerful and controlled asymmetric light beam, perfect for professional lighting of the work area.

OBLIQUE






Oblique ripensa l'archetipo della tradizionale lampada da ufficio attraverso un disegno iconico che racchiude una funzionalità estrema in pochi semplici elementi. Il gruppo ottico può essere direzionato di 355° sull'asse per poter raggiungere comodamente ogni area del piano di lavoro. Il design di Vincent Van Duysen segue con coerenza lo stesso approccio che ha portato al successo Infra-Structure creando una collezione di fatto unica nel suo genere.

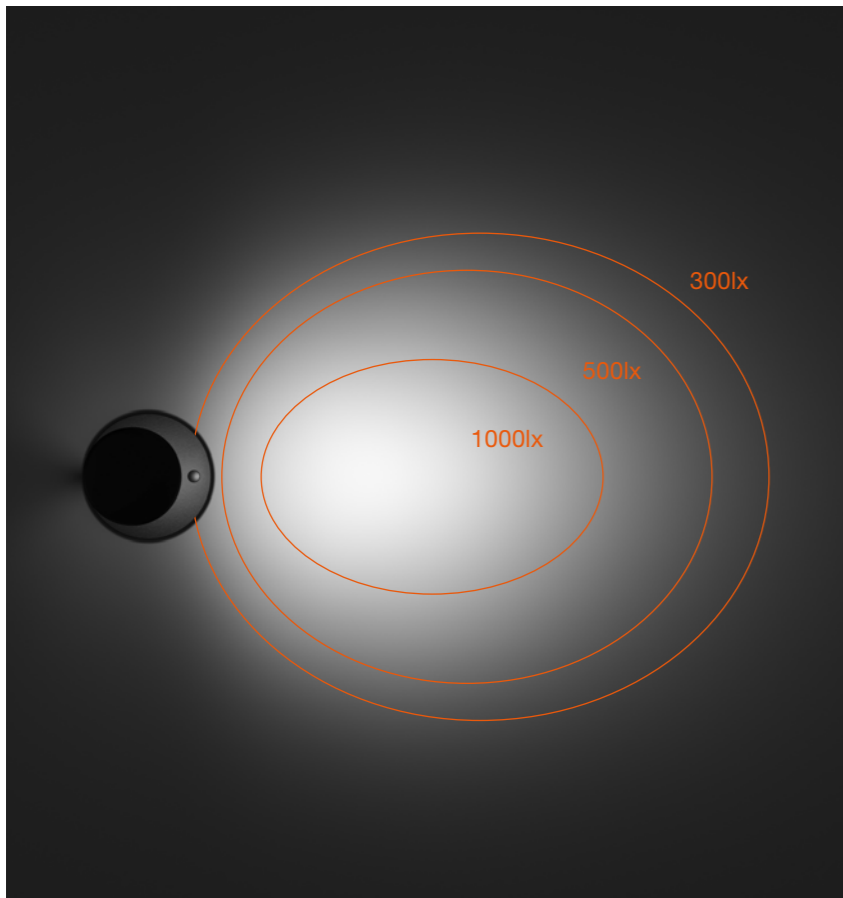
Oblique rethinks the archetype of the traditional office lamp through an iconic design that offers an extreme functionality with a few simple elements. The optical unit can be directed 355° on the axis to comfortably reach any area of the work surface. Vincent Van Duysen design coherently follows the same approach that led Infra-Structure to success by creating a unique exclusive collection.





Il cuore di questa lampada è il frutto di una vera e propria sfida tecnologica. Racchiusi in uno spessore di soli 5 millimetri LED e lenti sono in grado di generare un fascio di luce estremamente potente e controllato.

The heart of this lamp is the result of a real technological challenge. The LEDs and lenses can generate an extremely powerful and controlled light beam from the inside of a just 5 mm thick space.



L'eccellenza del comfort: UGR inferiore a 10 per un'eccezionale protezione dall'abbagliamento, omogeneità nella distribuzione della luce e prestazioni in termini di lux conformi ai più severi standard del settore.

The excellence of comfort: UGR is lower than 10 for an exceptional anti-glare protection, homogeneity of light distribution and lux performance, in accordance to the strictest industry standards.





Lente ultrapiatta brevettata ad altissima efficienza 97%. Testa piana arrotondata per il minimo ingombro visivo.

Patented ultra-flat lens with a very high efficiency of 97%. Rounded flat head for minimum visual intrusion.



Base con sistema di ricarica wireless integrato. Permette di caricare lo smartphone liberando la scrivania da cavi e grovigli inestetici.

Base with integrated wireless charging system. Allows you to charge your smartphone while freeing your desk from unsightly crossed cables.



Stelo monolitico con meccanismo di rotazione integrato. Consente di orientare il corpo lampada di 355°.

Monolith with an integrated rotation mechanism. Allows 355° orientation of the luminaire's body.



Oblique include sempre una porta USB-C integrata nella base per poter ricaricare dispositivi esterni.

Oblique always features a USB-C port integrated in the back of the base that can be used to charge additional devices.





Per garantire la massima versatilità d'uso la lampada è disponibile con due basi di fissaggio diverse.

The lamp is available with two different fixing bases to ensure the maximum versatility of use.

Versione "side clamp" con meccanismo di blocco integrato a morsetto. A "side clamp" version with integrated clamp locking mechanism.




Versione "stand alone" con base zavorrata e porta USB-C integrata. Opzione ricarica mobile wireless disponibile. A "stand alone" version with a heavy base and USB-C port integrated. Wireless phone charging option available.



Collezione disponibile in diverse finiture, da quelle classiche bianco, nero e antracite alle più sofisticate nuances pastello, create ad hoc per consentire di caratterizzare l'ambiente di lavoro personalizzandolo.

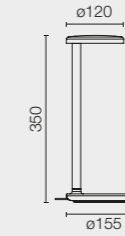
The collection is available in different finishes, from the classic white, black and anthracite, to the most sophisticated pastel shades, specifically created to customize the working environment.

White / Grey / Rust / Brown / Anthracite / Salvia





POWER LED
8W



□ Bianco
White



■ Grigio
Grey



■ Ruggine
Rust



■ Marrone
Brown



■ Antracite
Anthracite



■ Salvia
Salvia



Asymmetric
Flood

DIVERT
DIVERSION
DIVERSION
DIVERSION
DIVERSION
DIVERSION
DIVERT

Innovativo sistema del profilo miniaturizzato disegnato da Piero Lissoni per installazione a superficie e in sospensione, caratterizzato da una elevata flessibilità. Una guida multifunzione, che integra linee di luce e piccoli faretti, in grado di adattarsi a qualsiasi necessità architettonica e di creare innumerevoli forme geometriche.

Innovative minimized profile system designed by Piero Lissoni for surface and suspended installation characterized by an extreme flexibility. A multifunctional rail integrating light and small spots to adapt to any architectural need allowing to create countless geometries.

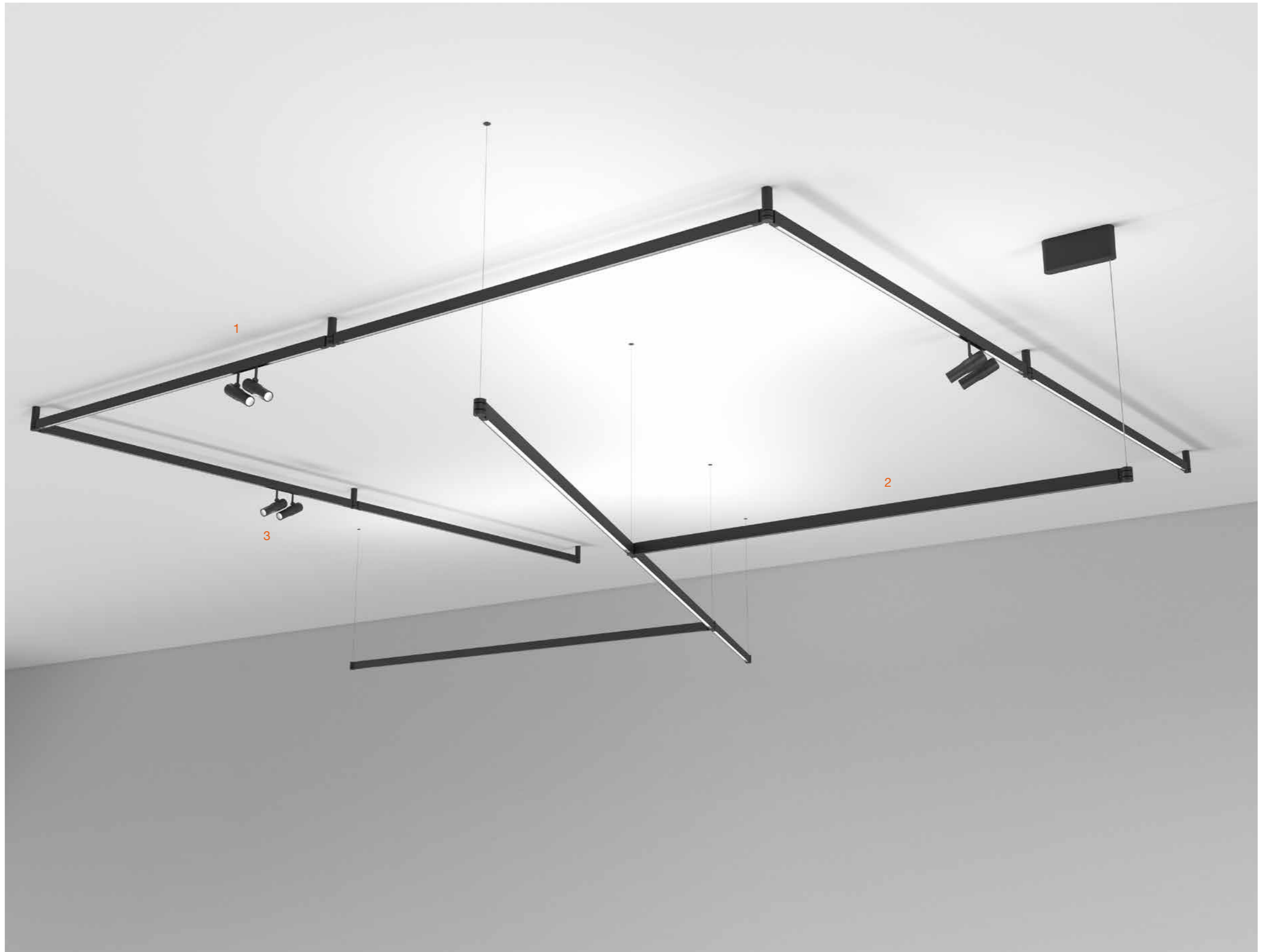
DIVERSION







I profili sono combinabili, permettendo di creare infinite configurazioni. Ogni dettaglio è stato studiato come parte di un programma completo. Il risultato è una soluzione di illuminazione perfettamente equilibrata, molto elegante e quasi invisibile.

Profiles can combine to obtain endless configurations. Every detail has been conceived as part of a complete program, the result is a perfectly balanced, highly stylish yet almost invisible lighting solution.



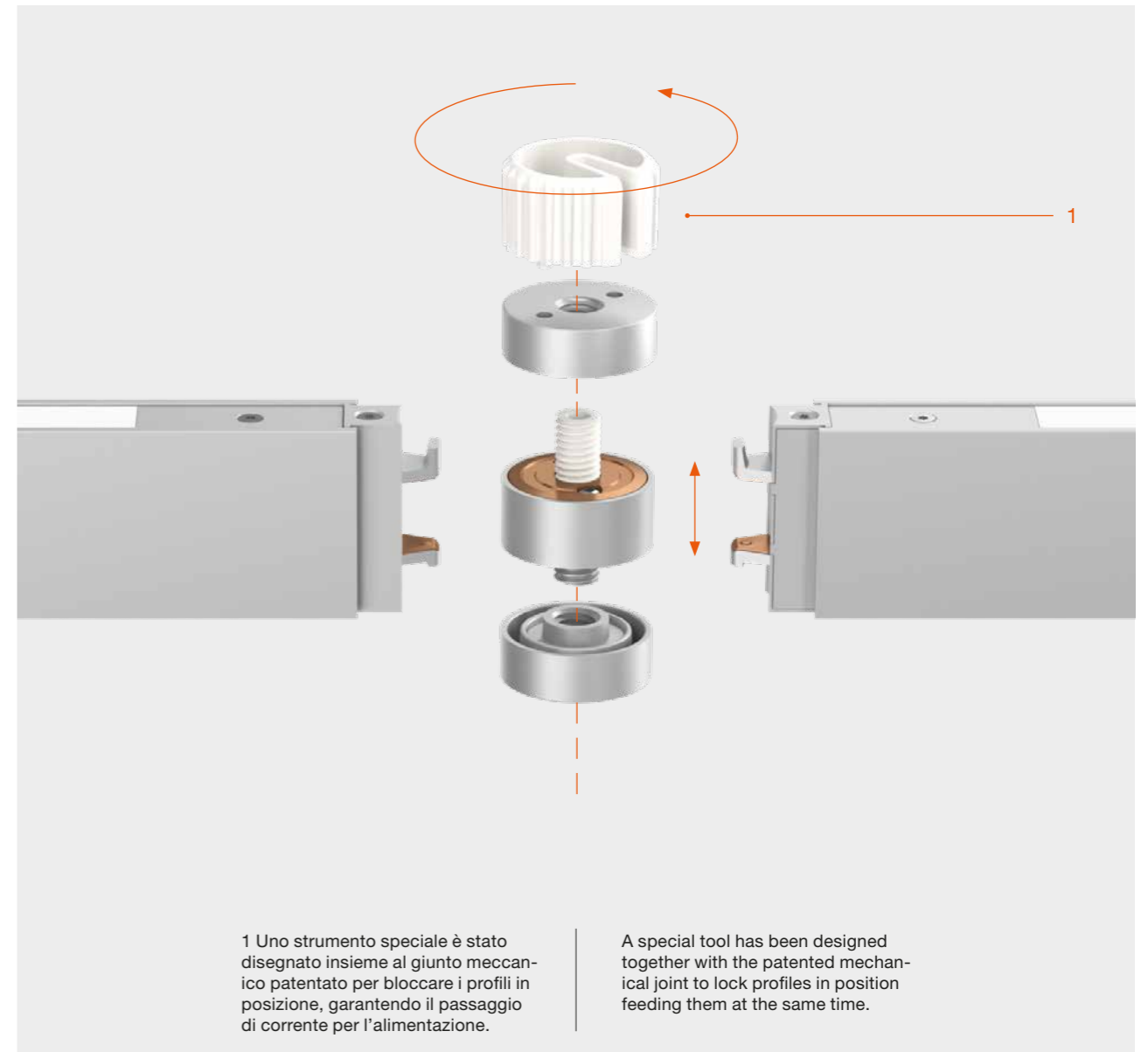
- 1 SURFACE PROFILE
- 2 SUSPENSION PROFILE
- 3 ATOM SPOT



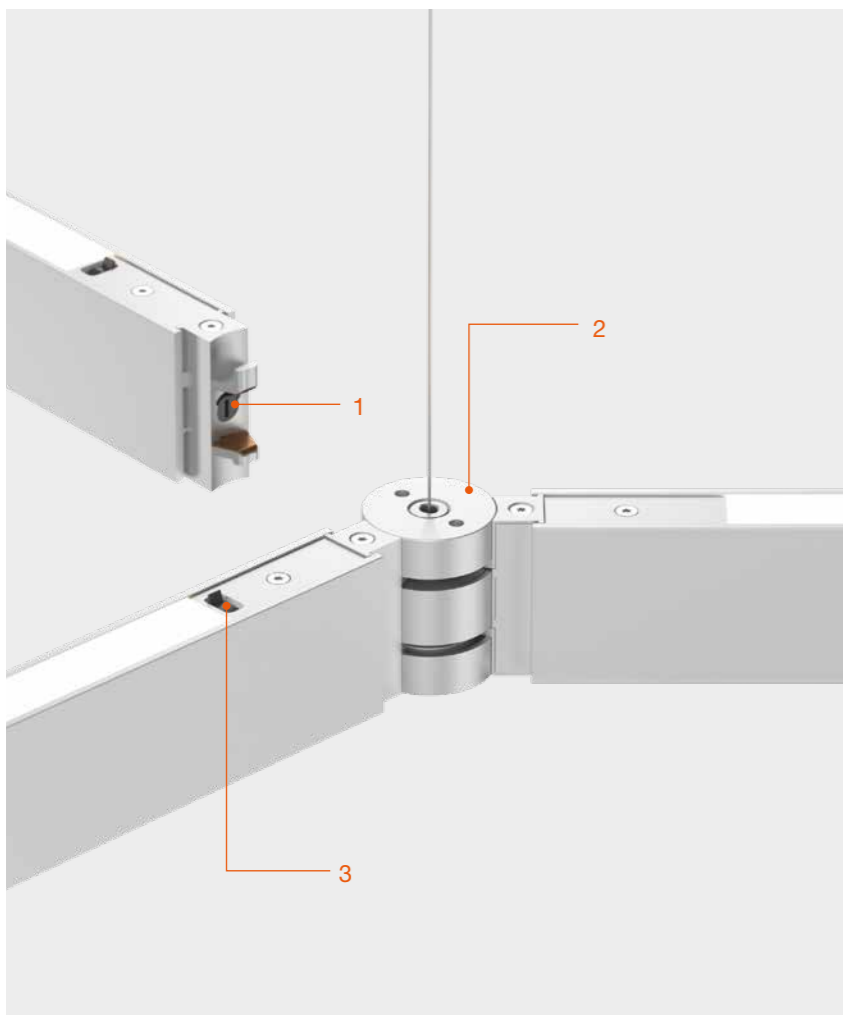


Il segreto di Diversion per creare geometrie creative e versatili è un giunto di connessione unico patentato che permette di creare configurazioni a 360° con i profili, e di collegarne fino a 8. Una rivoluzione nell'illuminazione a sistema.

The key for Diversion to achieve creative and versatile geometries is a unique patented connection joint that allows the profiles to create 360° configurations, easily connecting up to 8 profiles together. A revolution in system lighting.



MINIMAL LINE



Una linea minimale di solo 34mm di spessore, ottenuta grazie a una estrema miniaturizzazione dei componenti elettronici ed ottici. Diversion offre una collezione completa di apparecchi di illuminazione per coprire ogni necessità.

A minimal line only 34 mm height, achieved through the extreme miniaturization of the electronics and the optical bodies. Diversion offers a complete collection of lighting tools for any need.

1 INTERRUTTORE INTEGRATO: ciascun profilo presenta un interruttore incorporato su entrambe le estremità. In questo modo è possibile bloccare il flusso di elettricità, permettendo di alimentare una struttura complessa partendo da vari punti di alimentazione.

INTEGRATED SWITCH: each single profile features an embedded switch at both ends. This allows to block the electricity flow being able to feed a complex structure from multiple feeding points.

2 GIUNTO PATENTATO: questo sistema speciale di giunzione mantiene i profili in posizione, permettendo di combinarne fino a 8 contemporaneamente. L'elettricità viene reindirizzata nei profili attraverso questo componente fondamentale.

PATENTED JOINT: the special joint system locks the profiles into position allowing to combine up to 8 of them together. Electricity comes into the profiles redirected through this key component.


3 SELETTORE UPLIGHT: tutto il sistema è controllato simultaneamente. Tuttavia, i moduli con emissione di luce indiretta, sono completi con un interruttore integrato che permette di regolare la luce della parte superiore al 50%.

UPLIGHT SELECTOR: the entire system is controlled simultaneously. Nevertheless, modules featuring indirect light emission have a top switch to dim uplight to 50%.



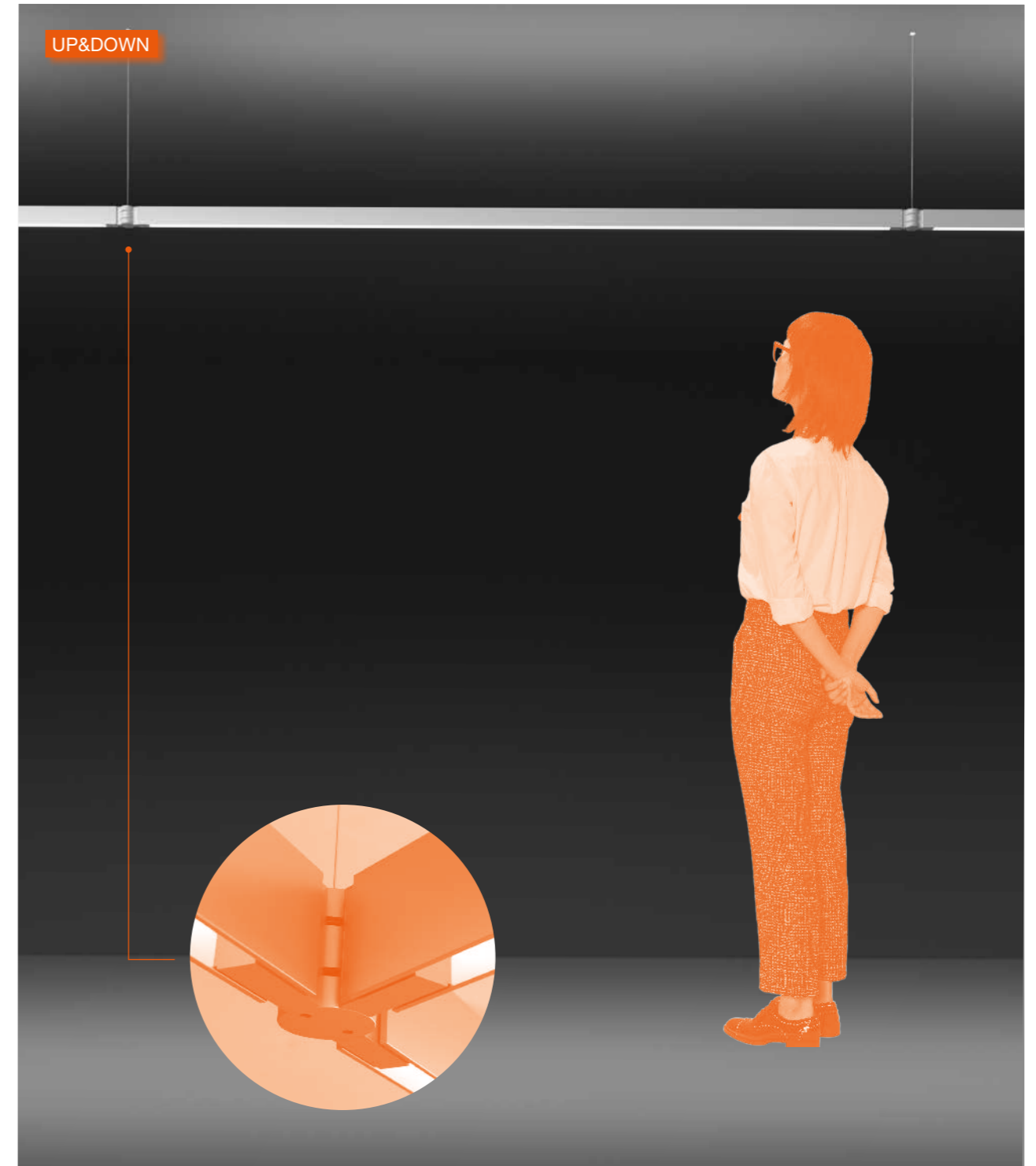
I faretti, combinati con l'emissione diffusa ed omogenea proveniente da tutti i profili, consentono di cambiare radicalmente l'aspetto di qualsiasi scena, permettendo ai designer di giocare con contrasti e rilievi.

Spotlights combined with the soft even emission that comes from all profiles can radically change the appearance of almost any scene, allowing designers to play with contrasts and highlights.



L'emissione diretta garantisce il massimo confort visuale, grazie alla posizione ad incasso profondo delle fonti LED che rimangono nascoste alla vista. L'emissione indiretta assicura un'esperienza visuale molto più gradevole nella stanza.

The direct emission ensures the utmost visual comfort thanks to a highly recessed position of the LED sources that remain hidden from view. The indirect emission provides an even more comfortable visual experience in the room.



Diversion è disponibile in una gamma professionale completa, composta da due profili diversi che permettono un'emissione diretta o diretta/indiretta. La lunghezza massima disponibile per un singolo profilo è di 2500 mm. Entrambe le versioni possono essere combinate con illuminazione d'accento, grazie ad una soluzione speciale che permette di integrare fino a due faretti Atom.

Diversion is available in a complete professional range including two different profiles that feature direct emission or direct/indirect emission. Maximum length available for a single profile is 2500 mm. Both versions can also combine accent lighting thanks to a dedicated solution allowing to integrate up to two Atom spots.

PROFILES + SPOTS

2500 mm



2000 mm



1500 mm



1000 mm



PROFILES

2500 mm




2000 mm



1500 mm



1000 mm





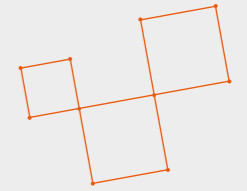
CONFIGURAZIONE

Grazie alla versatilità del sistema è possibile realizzare praticamente qualsiasi configurazione. Da composizioni geometriche pure a forme libere, combinando sia moduli a superficie che in sospensione, per ottenere una configurazione 3d accattivante.

CONFIGURATION

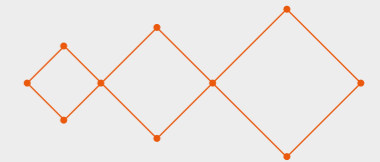
Almost any kind of layout is achievable thanks to the versatility of the system. From pure geometric compositions up to free shapes, combining both Surface and Suspension modules to obtain an eye-catching 3D configuration.

EXAMPLE NO.1



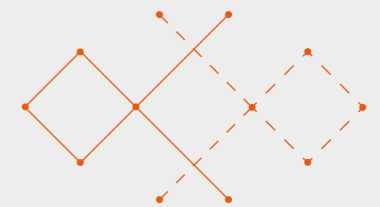
8 x Suspension Profile 1500mm
4 x Suspension Profile 1000mm

EXAMPLE NO.2



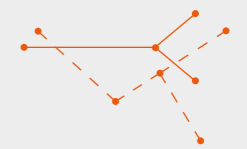
4 x Suspension Profile 2000mm
4 x Suspension Profile 1500mm
4 x Suspension Profile 1000mm

EXAMPLE NO.3



1 x Suspension Profile 2500mm
2 x Suspension Profile 1000mm
1 x Surface Profile 2000mm
2 x Surface Profile 1500mm
1 x Surface Profile 1000mm

EXAMPLE NO.4



2 x Suspension Profile 2500mm
4 x Suspension Profile 1500mm
2 x Surface Profile 2500mm
4 x Surface Profile 1500mm

Suspension version ———

Surface version - - - - -



Tutti i profili Diversion predisposti per integrare un'illuminazione d'accento consentono l'installazione di due proiettori Atom. L'illuminazione d'accento ha una posizione fissa nel profilo, per mantenere la struttura in equilibrio e garantire una massima pulizia visiva in tutte le configurazioni.

All Diversion profiles preset to integrate accent lighting allow to install up to two Atom projectors. Accent lighting has a fixed positioning within the profile to balance the structure and assure maximum visual cleaning in all configurations.





Diverse opzioni di controllo per la regolazione di Diversion, tutte disponibili per installazione a incasso o a superficie.

Different control options for dimming Diversion, all available for remote recessed or surface installation.

PUSH DIMMING

Controllo mediante un dispositivo di regolazione.

Control trough a simple pushbutton.

DALI

Protocollo standard per l'integrazione con qualsiasi sistema di controllo.

Standard protocol for integration with any control system.

1-10V

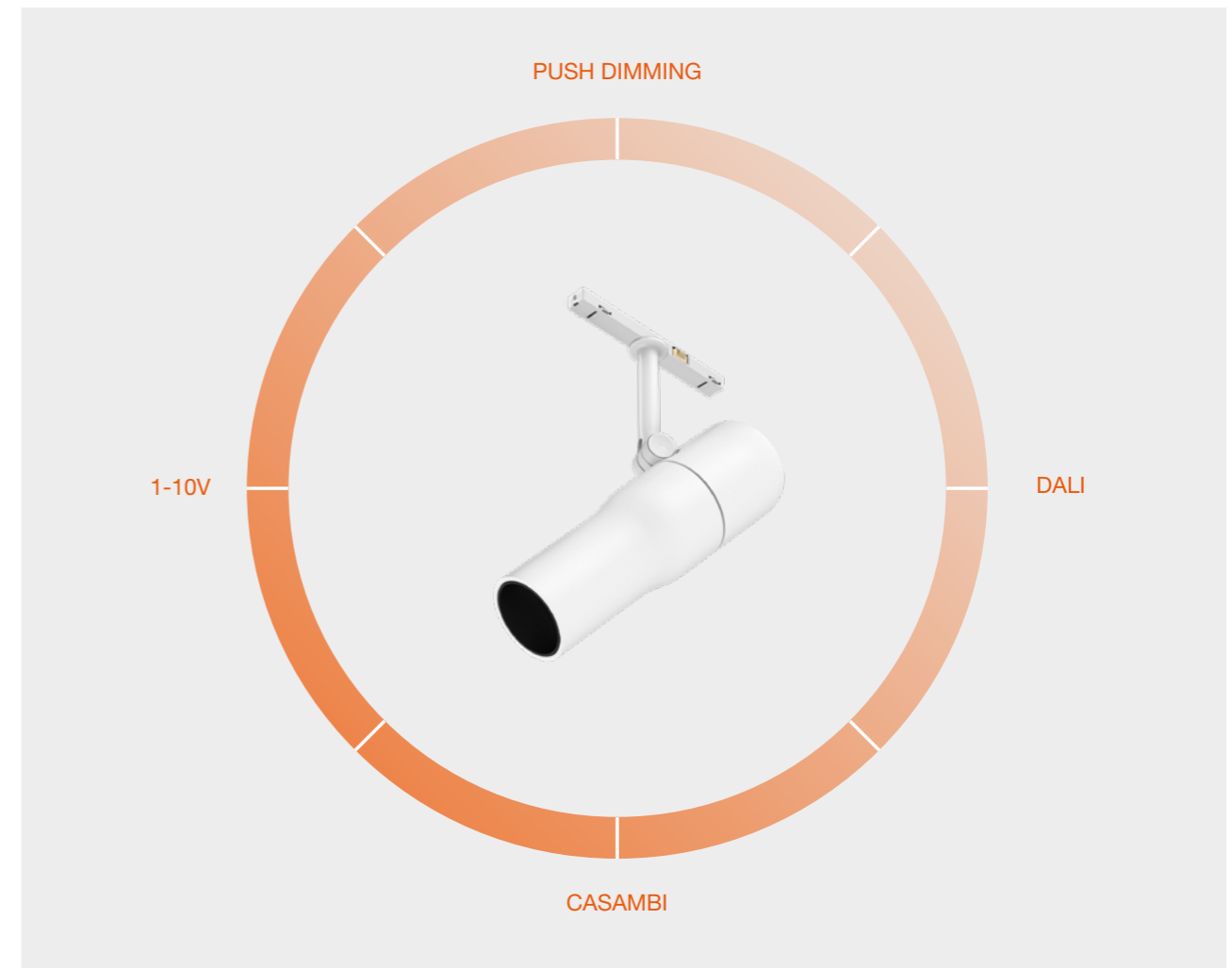
Controllo mediante un dispositivo di regolazione.

Track control trough a dimmer device.

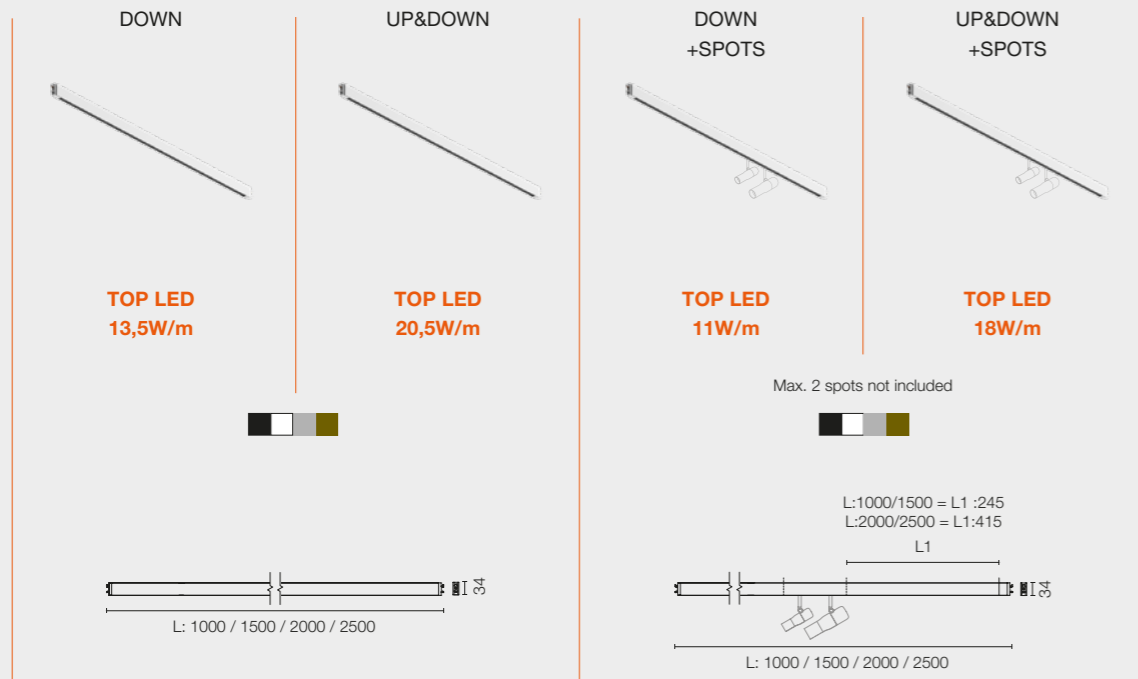
CASAMBI

Controllo wireless attraverso l'App FLOS Control®, disponibile per dispositivi iOS e Android.

Track wireless control trough the FLOS Control® app, available iOS and Android devices.




LIGHT MODULES STRUCTURES

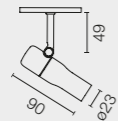


LIGHT MODULES

ATOM 90



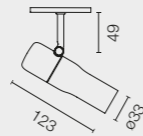
POWER LED
5,5W



ATOM 120



POWER LED
8W



Spot



Medium

LIGHT MODULES



CONTROL BY CASAMBI




ZERO TRACK
ZERO TRAC
ZERO TRA
ZERO TR
ZERO T
ZERO
ZER
ZE
Z

Sistema innovativo a 24V, composto da una guida estremamente miniaturizzata che si adatta in modo sottile alla superficie, ingannando l'occhio e creando un effetto a incasso grazie alla semplicità del montaggio su guida a superficie. Integrabile su qualsiasi tipo di soffitto o parete, con una vasta gamma di apparecchi regolabili, comprese le collezioni Atom di Piero Lissoni e Find Me di Jorge Herrera.

Innovative 24V system composed of an extremely miniaturised track that subtly adapts to the surface deceiving the eye: it causes an effect of recessed installation because of the simplicity of a surface mounted track. It integrates to all types of ceilings and walls, offering a variety of dimmable luminaires, including the Atom collection by Piero Lissoni and the Find Me collection by Jorge Herrera.

ZERO TRACK






Restaurant Hert, Belgium



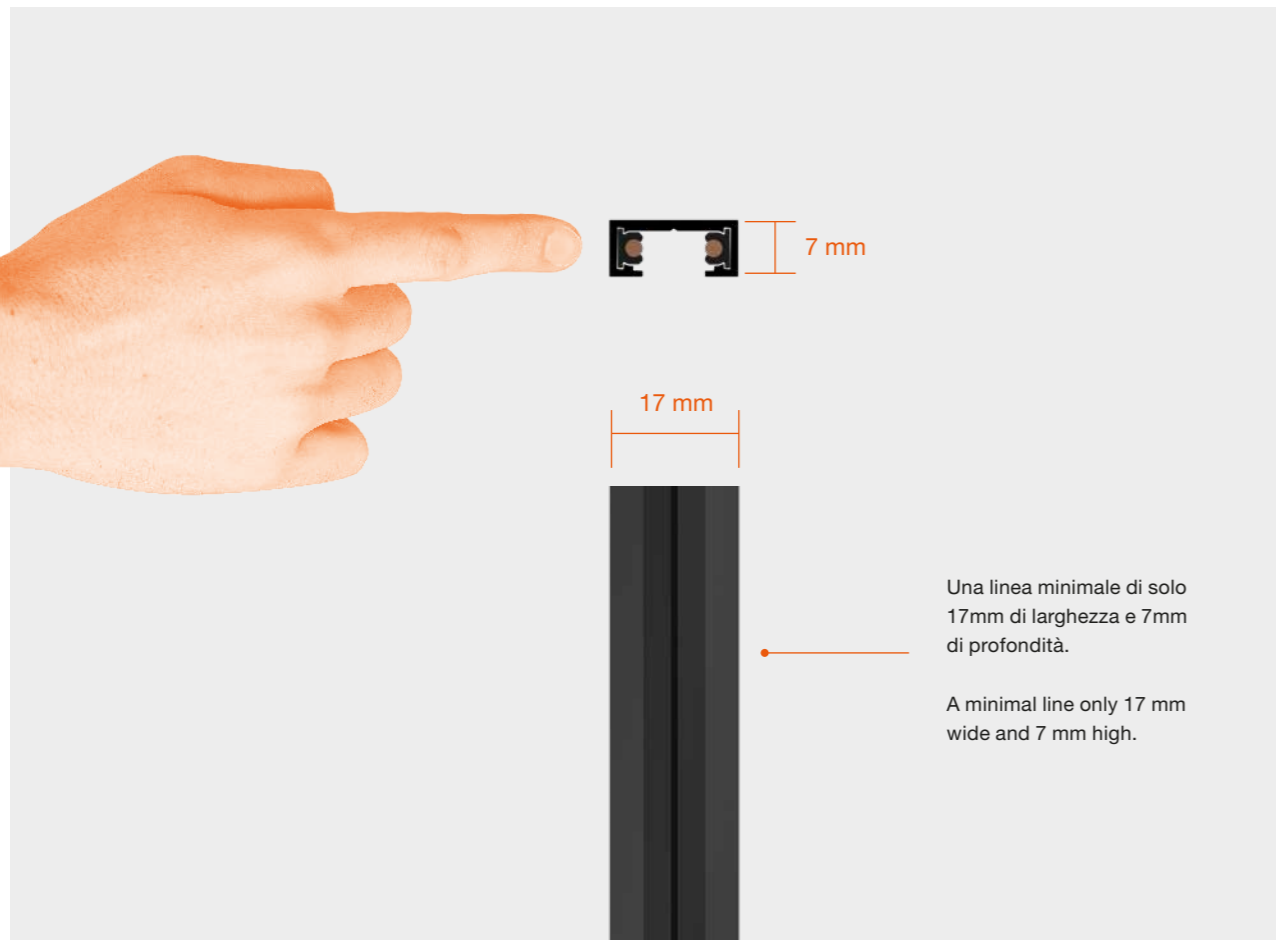
Totale integrazione negli spazi architettonici grazie alle ridotte dimensioni del binario da superficie ed al design elegante e minimal dei proiettori.

Total integration into different architectural spaces thanks to the minimal dimensions of the track surface and the stylish miniaturisation of the spotlights.

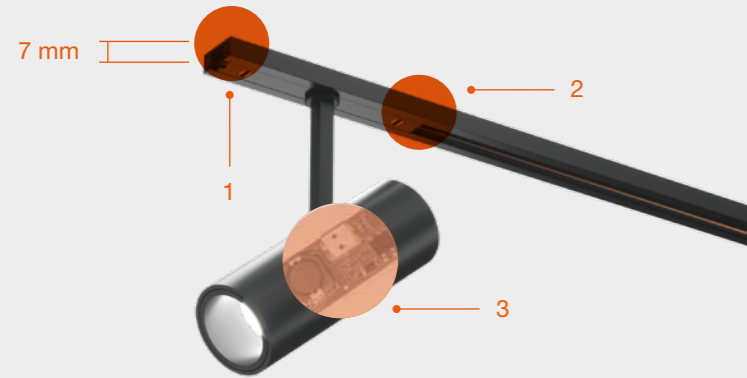


Una linea minimale, di solo 17mm di larghezza e 7mm di altezza, combinata con l'estrema miniaturizzazione dei corpi elettronici. In questo modo, la Zero Track può sembrare un apparecchio a incasso, fondendosi ed integrandosi perfettamente con qualsiasi struttura architettonica.

A minimal line only 17 mm wide and 7 mm high combined with the extreme miniaturization of the electronics bodies: this is how the Zero Track can seem like a recessed luminaire, merging with any architectural structure in a perfect integration.



ZERO TRACK SYSTEM



Massimo livello di miniaturizzazione: guide e faretto vengono portati a dimensioni minime, con un design puro e la tecnologia di controllo più radicale.

The ultimate level of miniaturization: track and spot dimensions are taken to the minimum size, with a pure design and the most radical control technology.

1 Una linea minimale di solo 7mm di profondità. A minimal line only 7 mm high.

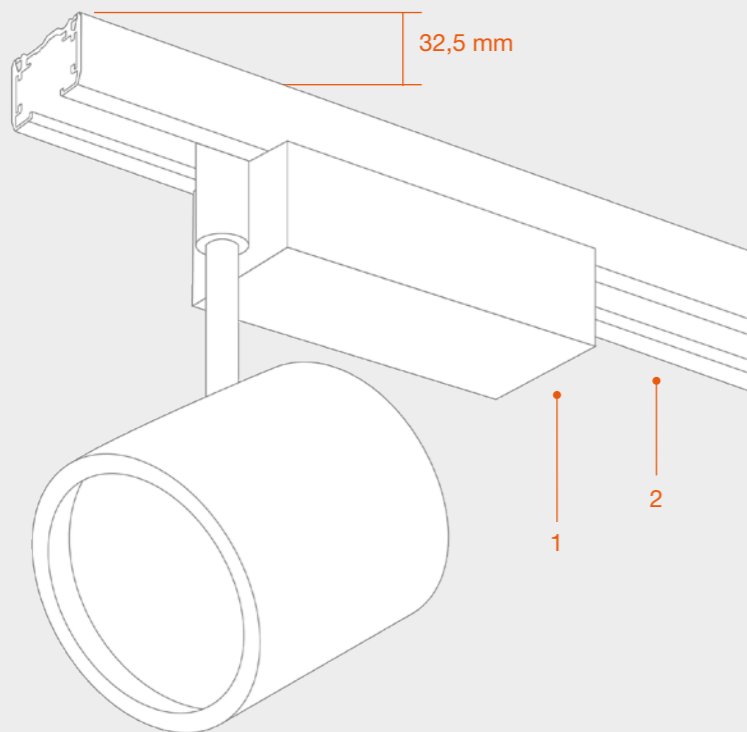
2 Massima integrazione grazie all'estrema miniaturizzazione dei dispositivi elettrici e meccanici. Maximum integration due to the extreme miniaturization of the electrical and mechanical devices.

3 Elettronica di controllo completamente integrata nella testa del proiettore. Control electronics totally integrated into the projector head.

1 Motore Tradizionale. Traditional Engine.

2 Guida Tradizionale. Traditional Track.



TRADITIONAL SYSTEM




Fonte di alimentazione a vista. Sono disponibili anche versioni di alimentatori per installazione remota dotati di vari protocolli di regolazione dell'intensità luminosa.

Surface power supply. There are also versions of power supplies for remote installation equipped with various regulation protocols.





FIND ME



La gamma di apparecchi Zero Track culmina con i faretto di Find Me, disegnati da Jorge Herrera. Questo design innovativo è disponibile in due grandezze, tra cui il nuovo Find Me 0, che offre i design minimali della fortunata collezione Find Me ora disponibile per installazione su guida.

The Zero Track luminaire range culminates with the Find Me spots designed by Jorge Herrera. This innovative design embraces two different sizes, including the new Find Me 0, which brings the minimal designs of the successful Find Me collection now available for a track installation.

White, grey, black, bronze and brown




ATOM



Con lo squisito tocco di design di Piero Lissoni, il sistema Zero Track offre Atom: una serie di faretto in due grandezze, perfetti per illuminazione d'accento. Il sistema Zero Track offre il massimo livello di comfort grazie alla posizione profonda dell'ottica e agli accessori di schermatura inclusi in ogni faretto, completati da un apparecchio di forma rotonda per un'illuminazione generale.

With the exquisite design touch of Piero Lissoni, the Zero Track system offers Atom: a series of spotlights in two different sizes, perfect for an accent lighting. The Zero Track system provides the highest comfort level thanks to the deep position of the optic and the screening accessories included with each spot, completed by a round shape luminaire for a general lighting.

White, grey, black, bronze and brown



Diverse opzioni di controllo per la regolazione di Zero Track, tutte disponibili per installazione a incasso o a superficie.

Different control options for dimming the Zero Track, all available for remote recessed or surface installation.

PUSH DIMMING

Controllo mediante un dispositivo di regolazione.

Control trough a simple pushbutton.

DALI

Protocollo standard per l'integrazione con qualsiasi sistema di controllo.

Standard protocol for integration with any control system.

1-10V

Controllo mediante un dispositivo di regolazione.

Track control trough a dimmer device.

CASAMBI

Controllo wireless attraverso l'App FLOS Control®, disponibile per dispositivi iOS e Android.


Track wireless control trough the FLOS Control®, available iOS and Android devices.

PUSH DIMMING

1-10V

DALI

CASAMBI

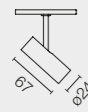


LIGHT MODULES

FIND ME 0



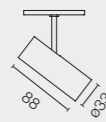
POWER LED
3,5W



FIND ME 1



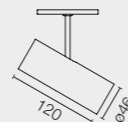
POWER LED
5,5W



FIND ME 2



POWER LED
10,5W



FIND ME 1
SUSPENSION



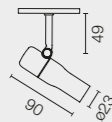
POWER LED
5,5W



ATOM 90



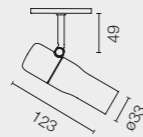
POWER LED
5,5W



ATOM 120



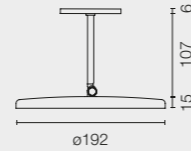
POWER LED
8W



ATOM 200



POWER LED
10,5W



Spot



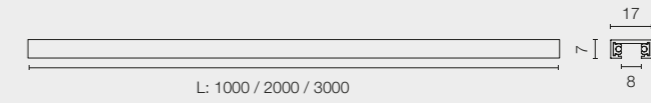
Medium



Flood

SURFACE PROFILES

- 40 Bianco
40 White
- 06 Cromo
06 Chrome
- 14 Nero
14 Black
- CZ Bronzo
CZ Bronze
- 18 Deep brown
18 Deep brown



L: 1000 / 2000 / 3000

FLOS
CONTROL BY CASAMBI



THE MICRO THE MICRO THE MICRO THE MICRO

RUNNING MAGNET

THE MICRO THE MICRO THE MICRO THE MICRO

RUNNING MAGNET

THE MICRO THE MICRO THE MICRO THE MICRO

RUNNING MAGNET

THE MICRO THE MICRO THE MICRO THE MICRO

RUNNING MAGNET

THE MICRO THE MICRO THE MICRO THE MICRO

RUNNING MAGNET

THE MICRO THE MICRO THE MICRO THE MICRO

RUNNING MAGNET

THE MICRO THE MICRO THE MICRO THE MICRO

RUNNING MAGNET

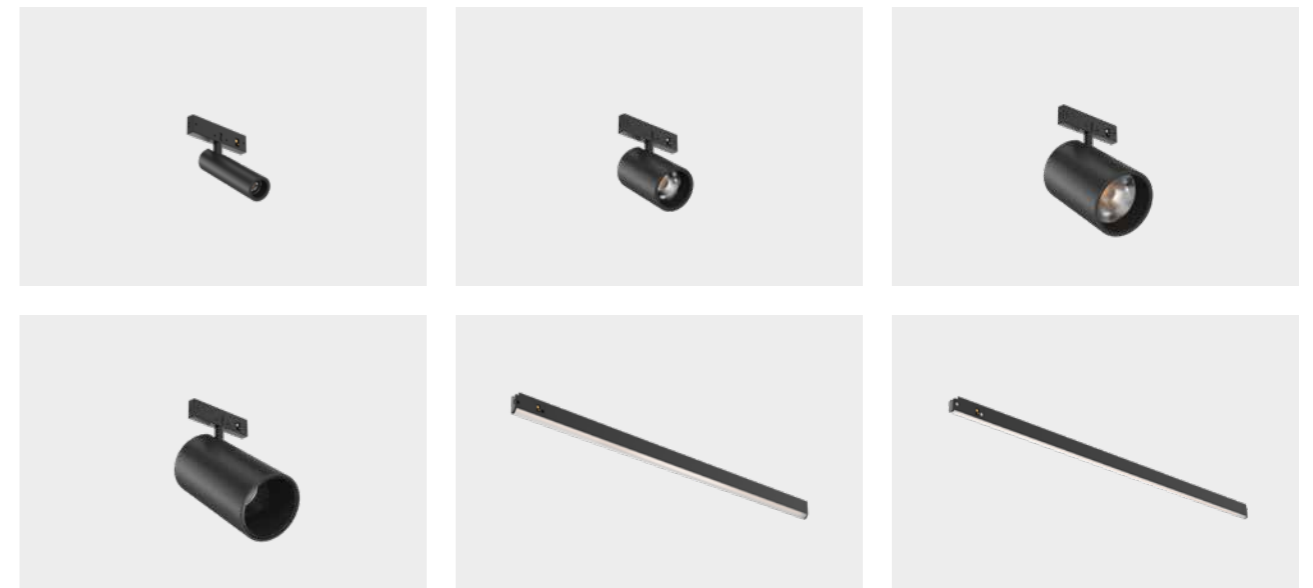
THE MICRO THE MICRO THE MICRO THE MICRO

RUNNING MAGNET

Innovativo programma di strutture ultraminiaturizzate in versione a incasso e superficie. Compatibile con un'ampia gamma di soluzioni di illuminazione professionali mediante fissaggio magnetico. La soluzione definitiva per l'illuminazione espositiva.

Innovative program of ultra-miniaturized structures in recessed and surface versions. Compatible with a wide range of professional lighting solutions by means of magnetic fixing. The ultimate solution for exhibition lighting.

THE MICRO RUNNING MAGNET





La quintessenza della luce integrata, ottenuta grazie ad un profilo di soli 5mm che permette la totale integrazione di micro apparecchi progettati per fondersi con la struttura fin quasi a scomparire.

The quintessence of integrated light, obtained thanks to a profile of only 5 mm that allows the total integration of micro-devices designed to be combined with the structure until they disappear almost completely.



1 RECESSED

2 SURFACE

Le incredibili dimensioni ridotte del profilo che caratterizza il programma esaltano la flessibilità della luce e il suo rapporto con l'architettura. L'installazione dei corpi illuminanti avviene tramite supporto magnetico all'interno del profilo per una semplicità d'uso senza eguali.

The incredibly small profile size that characterizes the program enhances the light's flexibility and its relationship with the architecture. The lighting bodies are installed by means of a magnetic support inside the profile, providing an unparalleled ease of use.

5 mm

Cuore in rame brevettato da FLOS rivestito da uno speciale strato conduttivo: grazie alla nostra tecnologia, consente un'integrazione massima, essendo nero come il resto dell'interno del profilo.



Copper core patented by FLOS covered with a special conductive layer: thanks to our technology, it allows maximum integration, as it is black like the rest of the profile interior.





Fissaggio magnetico degli apparecchi di illuminazione, che consente la manipolazione a caldo. I corpi illuminanti si possono spostare da accesi ottenendo enorme flessibilità e adattabilità della configurazione in qualunque momento.

Magnetic fixing of the luminaries, which allows hot handling. The lighting bodies can be moved when they are still on, achieving enormous flexibility and adaptability in the configuration at any time.





MICRO SPOT


Con un diametro di soli 12mm questo incredibile proiettore garantisce valori di intensità elevati e permette di risolvere con grande semplicità i puntamenti più complessi rimanendo invisibile anche da distanze ravvicinate.

With a diameter of only 12 mm, this incredible projector guarantees high intensity values and allows you to easily resolve the most complex focal points while remaining invisible even from short distances.

SPOT MODULES

Gamma completa di microproiettori disponibili in varie potenze e dimensioni. Tutti includono microlenti professionali stabilizzate in acrilico per il massimo controllo degli effetti luminosi.


Complete range of micro-projectors available in various powers and sizes. They all include professional acrylic stabilized micro-lenses for a maximum control of lighting effects.



LIGHT SHADOW SPOT

Questo proiettore ultracompatto sfrutta il gruppo ottico di Light Shadow. Sorgente invisibile, cut-off integrato per un comfort visivo ed un'eleganza formale senza eguali.

This ultra-compact projector uses the same optical unit as Light Shadow. Invisible source, integrated cut-off for unparalleled visual comfort and formal elegance.



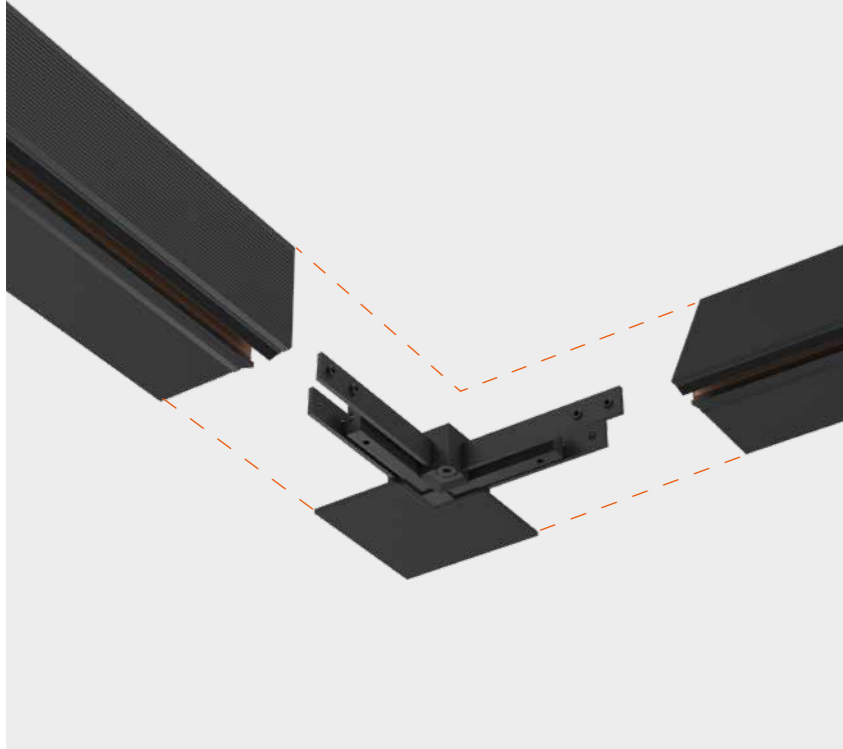
LIGHT STRIPE DIFFUSED / WALL-WASHER

Microprofilo lineare con ottica miniaturizzata integrata diffusa o wall-washer. Quest'ultima sfrutta una speciale lente brevettata che emette un'illuminazione verticale estremamente uniforme e avvolgente. L'ideale per creare uno sfondo di luce morbido e privo di contrasti all'interno di una nicchia espositiva.

Linear micro-profile with an integrated miniature wall-washer optic. The special patented lens emits an extremely uniform and enveloping vertical lighting. It is ideal for creating a soft, non-contrasting light background within an exhibition niche.



CONNECTIONS (RECESSED)



Il profilo ad incasso garantisce un risultato finale impeccabile grazie alle speciali ali di battuta laterali che consentono di rifinire l'installazione con dettagli di alta qualità.


The recessed profile guarantees a flawless final result thanks to the special blocking sides that allow the installation to be finished with high-quality details.


CONNECTIONS (SURFACE)





Installato a superficie, il profilo è talmente piccolo da scomparire alla vista, diventando una sottilissima linea di fuga che attraversa gli ambienti e consente di caratterizzarli con effetti luce sofisticati che invadono pareti, soffitti, corridoi e vetrine.

Installed on the surface, the profile is so small that it disappears from the eye, becoming a very thin line that crosses the rooms and characterizes them with sophisticated lighting effects that invade walls, ceilings, corridors and showcases.





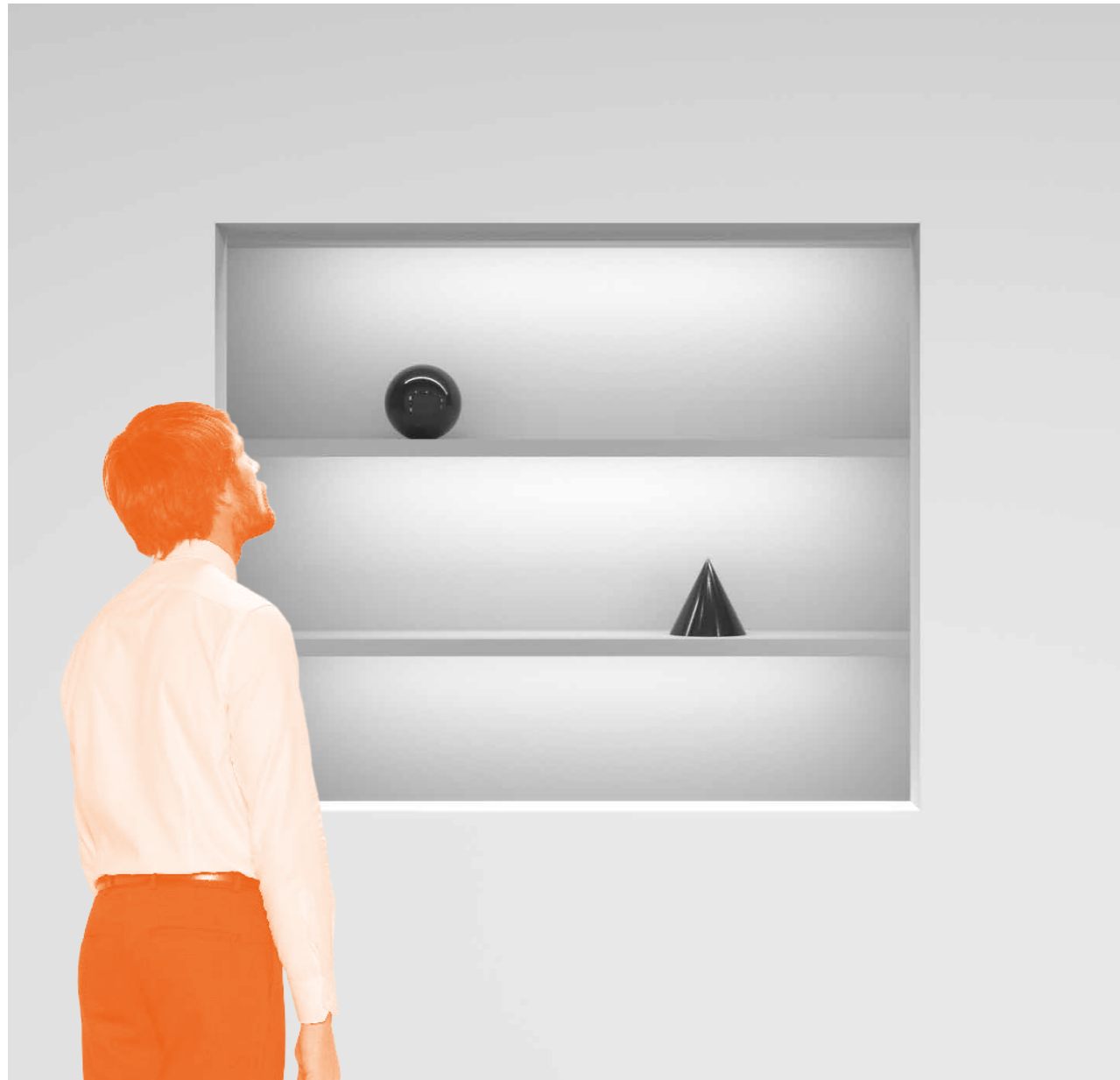
Sergio Rossi Showroom,
Milan



Sergio Rossi Showroom,
Milan

The Micro Running Magnet è la soluzione definitiva per l'illuminazione espositiva. Un programma completo e professionale che oltre alla dimensione ridottissima garantisce una luce bilanciata e attraente per risaltare ogni oggetto a 360° nel migliore dei modi.


The Micro Running Magnet is the ultimate solution for exhibition lighting. A complete and professional program that, in addition to its reduced dimensions, provides a balanced and attractive light to highlight each object in the best way and in 360°.



1 Micro proiettori LED con soluzioni cut-off integrate e lenti dedicate per creare contrasti e accenti di luce.
LED micro-projectors with integrated cut-off solutions and dedicated lenses to create contrasts and light accents.

2 Microprofilo lineare completo con schermo diffondente opalino per dettagli di luce diffusa.
Complete linear micro-profile with opal diffuser screen for diffused light details.

3 Microprofilo lineare wall-washer con lente brevettata per effetti di luce asimmetrica controllata.
Linear wall-washer micro-profile with patented lens for controlled asymmetric light effects.





New Kvadrat Soft Cells
Showroom, London

Diverse opzioni di controllo che possono adattarsi a qualunque necessità.

Different control options that can be adapted to any need.

DALI

Controllo broadcast di ciascun apparecchio di illuminazione.

Broadcast control of each luminaire.

1-10V

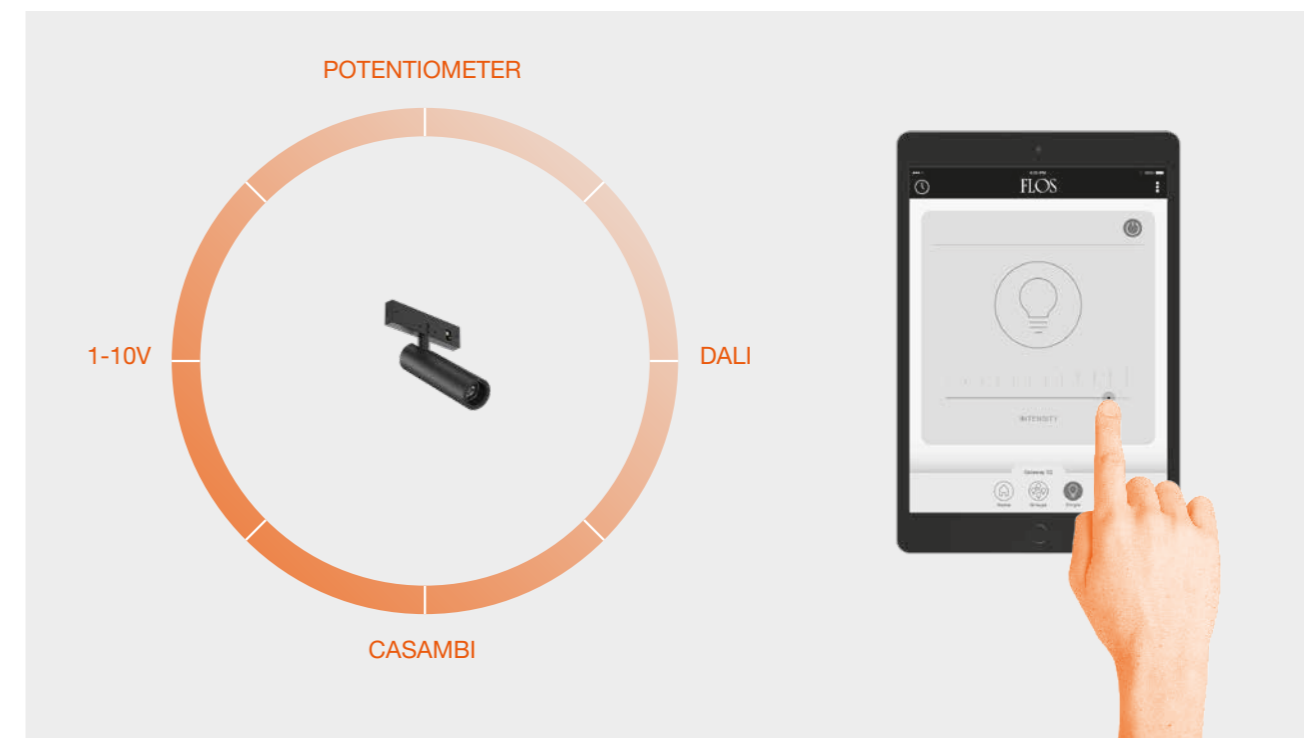
Controllo remoto in broadcasting (dimmeraggio di tutti gli apparecchi di illuminazione in gruppo).

Broadcasting remote control (dimming of all the luminaires in a single group).

CASAMBI

Controllo individuale di ciascun apparecchio di illuminazione direttamente attraverso un'applicazione per tablet e smartphone (FLOS Control®).

Individual control of each luminaire directly through a tablet or smartphone application (FLOS Control®).



FLOS CONTROL®
BY CASAMBI

L'applicazione FLOS Control® consente di gestire gli apparecchi di illuminazione del sistema controllando scene e programmazione.


The FLOS Control® application allows you to control the system's luminaires controlling scenes and programming.

In un impianto elettrico tradizionale, con il gateway connesso via Bluetooth si ottiene un controllo totale dell'ambiente.

With a traditional electrical installation and the Gateway connected by Bluetooth, you obtain total control of the ambience.

Disponibile per iOS e Android


Available for iOS and Android



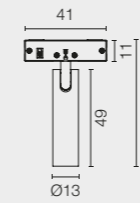
412W 15th Street,
New York

LIGHT MODULES

MICRO SPOT



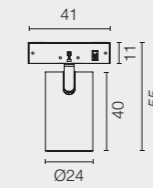
POWER LED
1,5W



NANO SPOT



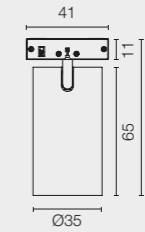
POWER LED
3W



SPOT



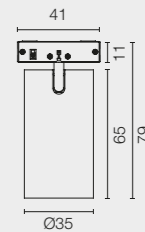
POWER LED
6W



LIGHT SHADOW
SPOT



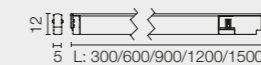
POWER LED
3W



LIGHT STRIPE
DIFFUSED



TOP LED
15W/m



LIGHT STRIPE
WALL-WASHER



TOP LED
15W/m



RECESSED



14 Nero
14 Black

SURFACE



40 Bianco
40 White 14 Nero
14 Black



Spot



Medium



Flood



Wall-Washer




Diffused

THE RUNNING MAGNET THE RUNNING MAGNET THE RUNNING MAGNET THE RUNNING MAGNET THE RUNNING MAGNET THE RUNNING MAGNET

Programma di strutture in versione a incasso, in superficie e a sospensione. Vi si può alloggiare un'ampia gamma di apparecchi di illuminazione mediante fissaggio magnetico. Regolazione e controllo tramite protocolli universali e attraverso l'applicazione FLOS Control®.

Program of structures in recessed, surface and suspended versions. A wide range of light fixtures is housed inside it using magnetic fastening. Regulation and control with universal protocols and using the FLOS Control® application.

THE RUNNING MAGNET





La gamma è composta da speciali profili magnetici alimentati a 24V in cui si posizionano i moduli di illuminazione LED. I profili sono adatti per installazione a superficie, sospesa o ad incasso in pareti o soffitti in cartongesso. The Running Magnet si completa con moduli di illuminazione ambiente e d'accento con diverse ottiche, oltre a una selezione di apparecchi di illuminazione decorativi estratti e adattati dalla FLOS Home Collection.


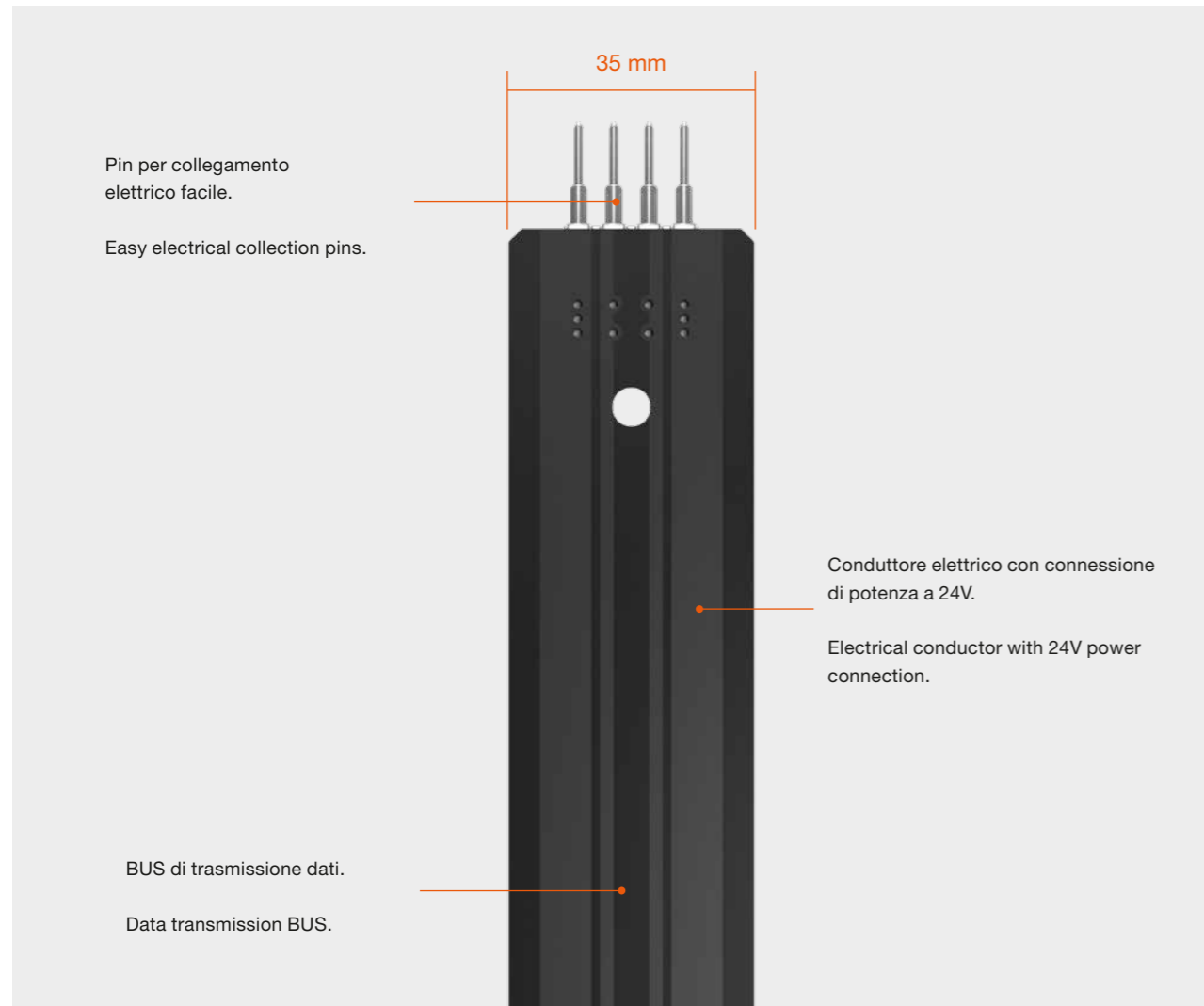
The range consists of special 24V-powered magnetic profiles on which the LED lighting modules are placed. The profiles are suitable for surface, suspended or recessed installations in walls or plasterboard ceilings. The Running Magnet is completed by ambient and accent lighting modules with different optics, plus a selection of decorative lighting accessories originating and adapted from the FLOS Home Collection.




- 1 RECESSED
- 2 SURFACE
- 3 SUSPENSION DOWN
- 4 SUSPENSION UP&DOWN

La soluzione per una fusione totale con l'architettura, ottenuta grazie all'integrazione totale degli apparecchi di illuminazione che possono scomparire all'interno delle superfici. La sua installazione magnetica consente di progettare la luce nello spazio con la massima semplicità. Compatibile con i principali sistemi di controllo e con FLOS Control®.



The solution for a total fusion with architecture, achieved thanks to the total integration of luminaires that can disappear inside surfaces. Its magnetic installation offers super easy way to design the light in space. Compatible with all main control systems and FLOS Control®.





Fissaggio magnetico degli apparecchi di illuminazione, che consentono la manipolazione a caldo. Il corpi illuminanti si possono spostare da accesi ottenendo enorme flessibilità e adattabilità della configurazione in qualunque momento.

Magnetic fixing of the luminaires, which allows hot handling. They can be moved while they are still on, achieving enormous flexibility and adaptability in the configuration at any time.




SPOT MODULE

Modulo Spot con lente arretrata per un comfort visivo ottimale.

Spot module with far back positioned lens for optimal visual comfort.

1 Cilindro esterno schermante.
Exterior shield cylinder.

2 Lente ellittica disponibile come accessorio.
Elliptical lens available as accessory.



1





2

SPOT 120

Proiettore di potenza con design minimalista.
Massimo comfort visivo.

Power projector with minimal design.
Maximum visual comfort.

3 Accessori di schermatura disponibili in tutti i proiettori, per offrire sempre il massimo comfort visivo.
Shielding accessories available in all projectors, to always offer maximum visual comfort.





3

ANTHONY SPOT


Anthony Spot disegnato da Antonio Citterio: una forma con un pizzico di design d'avanguardia, semplice e allo stesso tempo elegante, che si distacca dai canoni tradizionali.

Anthony Spot designed by Antonio Citterio: a form with a touch of avant-garde design, simple yet elegant, which is distanced from traditional looks.


4 Innovativo design del dissipatore di calore.
Innovative heat skin design.



4

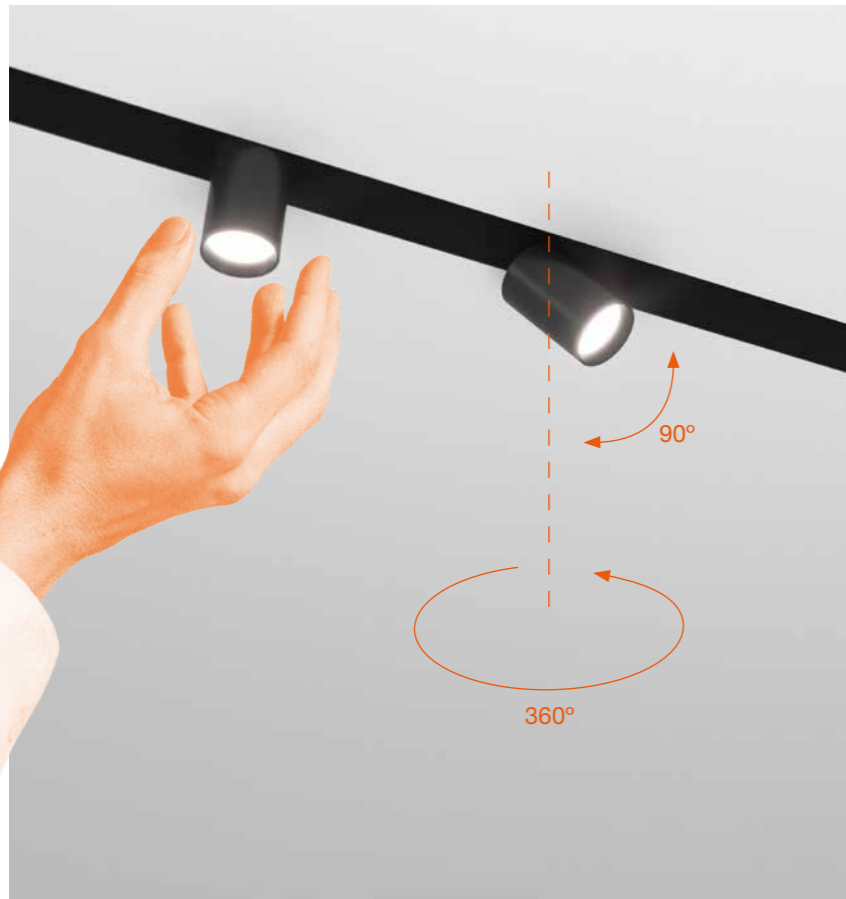


Estee Lauder
Headquarters, UK



Parc 51, Belgium
Bottom

1410 Broadway,
New York
Top



SPOT MODULE

Proiettore creato per la massima flessibilità e integrazione, dato che può essere collocato raso al profilo, come luce zenitale o estratto e orientato a 360 gradi, con un basculamento di 90 gradi.


Projector created for maximum flexibility and integration, as it can be fitted flat to the profile. Zenithally light or its extraction and orientation to 360 degrees and tilting to 90 degrees.



SPOT SUSPENSION

Modulo a sospensione estremamente compatto ed essenziale, ideale per effetti di luce d'accento puntuale ad alto contrasto.

Extremely compact and subtle suspension module, ideal for high-contrast lighting effects.



Barra luminosa magnetica disponibile in diverse lunghezze, con la possibilità di unirla ad altre eliminando l'effetto di interruzione della luce in corrispondenza della giuntura anche negli angoli. Il diffusore opale specificatamente sviluppato garantisce sia l'efficienza, sia l'omogeneità nell'integrazione architettonica.

Magnetic light bar available in different lengths, which offers the possibility of joining and eliminating the gap effect, even in corners. The specially developed opal diffuser guarantees both efficiency and homogeneity in architectural integration.



LIGHT STRIPE

303 mm




603 mm



903 mm



1203 mm





Diverse opzioni di controllo che possono adattarsi a qualunque necessità.

Different control options that can be adapted to any need.

ON BOARD DIMMING

Ciascun apparecchio di illuminazione ha un dimmer integrato, per il controllo diretto e individuale.

Each luminaire has its own integrated dimmer for direct and individual control.

DALI

Controllo individuale di ciascun apparecchio di illuminazione.

Individual control of each luminaire.

1-10V

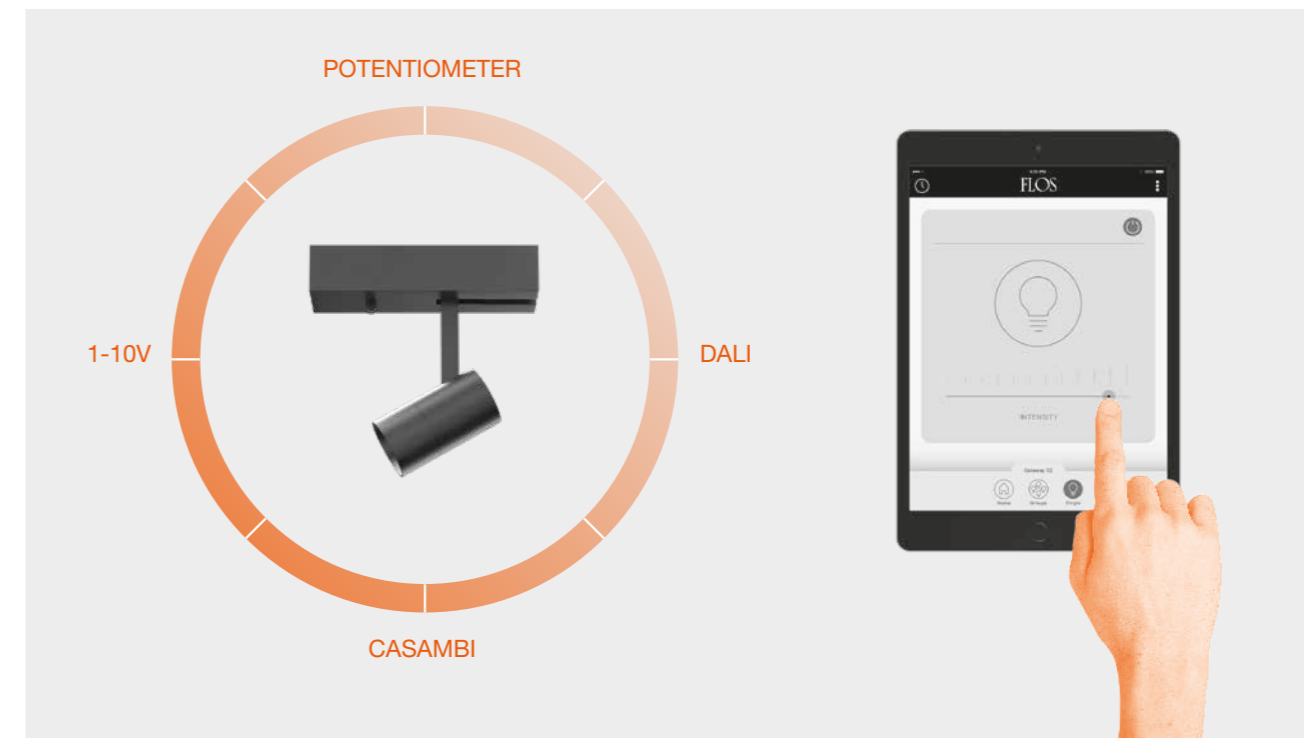
Controllo remoto in broadcasting (dimmeraggio di tutti gli apparecchi di illuminazione in gruppo).

Broadcasting remote control (dimming of all the luminaires in a single group).

CASAMBI

Controllo individuale di ciascun apparecchio di illuminazione direttamente attraverso un'applicazione per tablet e smartphone (FLOS Control®).

Individual control of each luminaire directly through a tablet or smartphone application (FLOS Control®).



FLOS CONTROL® BY CASAMBI

L'applicazione FLOS Control® consente di controllare gli apparecchi di illuminazione del sistema in modo individuale o in gruppo, controllando scene e programmazione.

The FLOS Control® application allows you to control the system's luminaires individually or as a group, controlling scenes and programming.

In un impianto elettrico tradizionale, con il gateway connesso via Bluetooth si ottiene un controllo totale dell'ambiente.

With a traditional electrical installation and the Gateway connected by Bluetooth, you obtain total control of the ambience.

Disponibile per iOS e Android

Available for iOS and Android


LIGHT MODULES

LIGHT STRIPE



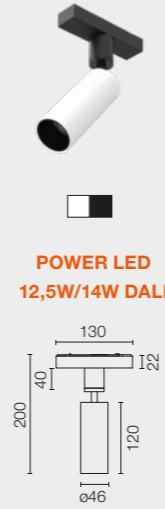
TOP LED
25W/m

SPOT MODULE



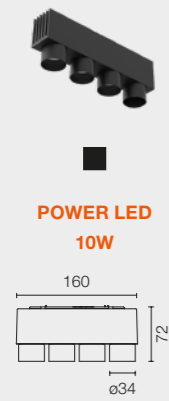
POWER LED
8W

SPOT 120




POWER LED
12,5W/14W DALI

MULTI SPOT 4



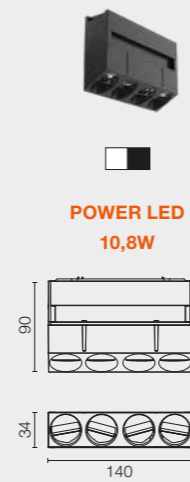
POWER LED
10W

LIGHT SHADOW



POWER LED
10,8W

LIGHT SHADOW
WALL-WASHER



POWER LED
10,8W



Spot




Medium



Flood



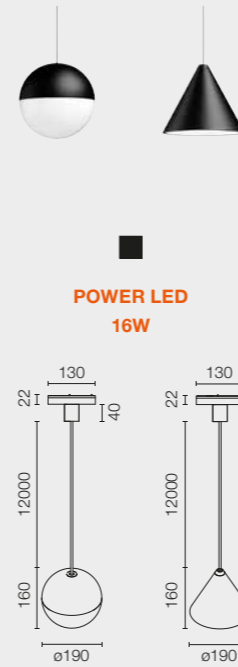
Wide Flood



Diffused

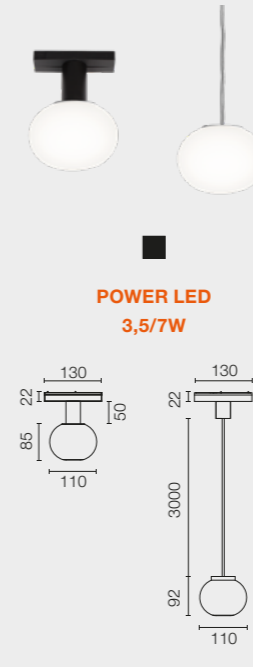
LIGHT MODULES

STRING LIGHT



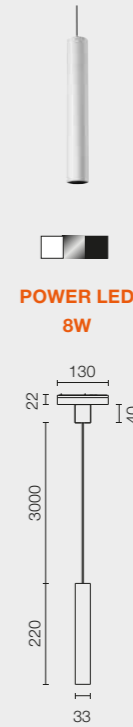
POWER LED
16W

MINI GLO-BALL




POWER LED
3,5/7W

FIND ME
SUSPENSION



POWER LED
8W

ANTHONY
SPOT TRACK



POWER LED
16W

RECESSED



14 Nero
14 Black

SURFACE



40 Bianco
40 White

SUSPENSION
UP&DOWN / DOWN



14 Nero
14 Black



CONTROL BY CASAMBI




THE TRACKING MAGNET MAGNET MAGNET MAGNET MAGNET MAGNET MAGNET

Profilo compatto e compatibile con apparecchi di illuminazione a fissaggio magnetico. Il programma dispone di versioni a incasso, in superficie e a sospensione. Regolazione e controllo tramite protocolli universali e attraverso l'applicazione FLOS Control®.


Compact profile, compatible with magnetic fastening light fixtures. The program has recessed, surface and suspended versions. Regulation and control with universal protocols and using the FLOS Control® application.

THE TRACKING MAGNET





Sugar Shop, Italy



Il sistema è composto da profili magnetici alimentati a 48V in cui si posizionano i moduli di illuminazione LED. I profili sono adatti per installazione a superficie, sospesa o ad incasso in pareti o soffitti in cartongesso. The Tracking Magnet si completa con moduli di illuminazione ambiente e d'accento con diverse ottiche, oltre ad uno speciale modulo per illuminazione puntuale a parete.

The system consists of magnetic profiles powered at 48V where the LED lighting modules are placed. The profiles are suitable for surface, suspended or recessed installations in walls or plasterboard ceilings. The Tracking Magnet is completed by ambient and accent lighting modules with different optics, as well as by a special module for spot lighting on walls.



- 1 RECESSED
- 2 SURFACE
- 3 SUSPENSION DOWN
- 4 SUSPENSION UP&DOWN


Una linea minima di soli 15 mm di larghezza, ottenuta grazie all'estrema miniaturizzazione dei corpi elettronici ed ottici. The Tracking Magnet offre una collezione completa di soluzioni di illuminazione per soddisfare tutte le necessità. È compatibile con i principali sistemi di controllo e con FLOS Control®. La sua installazione magnetica ne consente la configurazione nello spazio in totale libertà.


A minimal line only 15 mm wide, achieved through the extreme miniaturization of the electronics and the optical bodies. The Tracking Magnet offers a complete collection of lighting tools for any need, compatible with all main control systems and FLOS Control®. Its magnetic installation gives total freedom to be configured in space.

15 mm

Cuore in grafite brevettato da FLOS: grazie alla nostra tecnologia, la grafite consente un'ottima trasmissione dei dati con un'integrazione massima, essendo nera come il resto dell'interno del profilo.



Graphite core patented by FLOS: thanks to our technology, the graphite allows optimal transmission of data with maximum integration, as it is black like the rest of the profile interior.






Fissaggio magnetico degli apparecchi di illuminazione, che consentono la manipolazione a caldo, si possono spostare con il binario in tensione ottenendo una enorme flessibilità e adattabilità della configurazione in qualunque momento.

Magnetic fixing of the luminaires, which allows hot handling. They can be moved while the track is connected, achieving enormous flexibility and adaptability in the configuration at any time.



Barra luminosa magnetica disponibile in diverse lunghezze, con la possibilità di unirla ad altre eliminando l'effetto di interruzione della luce in corrispondenza della giuntura anche negli angoli. Il diffusore opale specificamente sviluppato garantisce sia l'efficienza, sia l'omogeneità nell'integrazione architettonica.

Magnetic light bar available in different lengths, which offers the possibility of joining and eliminating the gap effect, even in corners. The specially developed opal diffuser guarantees both efficiency and homogeneity in architectural integration.



303 mm



603 mm



903 mm



1203 mm



1503 mm



SPOT TRACKING 50 / 90 / 120 / 150

Famiglia di proiettori di diverse potenze e ottiche per qualunque necessità.

Family of spots with different powers and optics for any need.

1 Accessori di schermatura disponibili in tutti i proiettori, per offrire sempre il massimo comfort visivo. Shielding accessories available in all projectors, to always offer maximum visual comfort.

2 Disponibili versioni di spot 120 e 150 con ottica a riflettori, per offrire fasci di luce più aperti e più potenza. Spot versions 120 and 150 with reflector optics available, to offer wider and more powerful light beams.

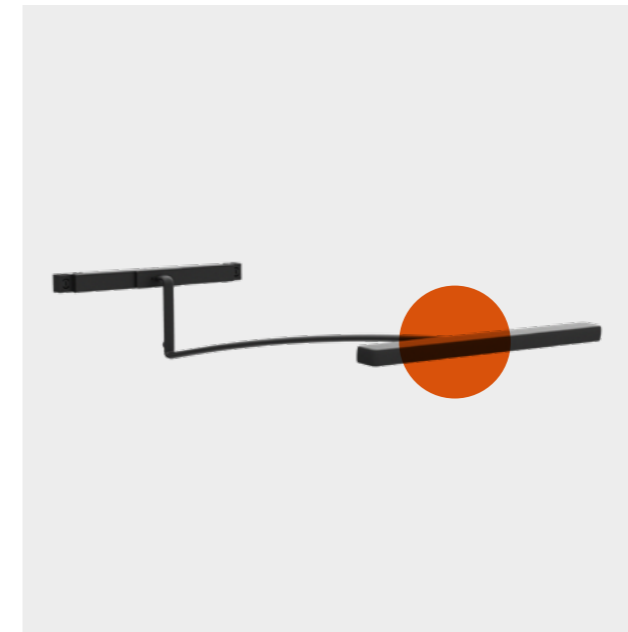


WALLEE

Apparecchio di illuminazione disegnato da Niels Bendtsen per l'illuminazione di quadri e pareti, grazie alla sua distribuzione omogenea ed elegante della luce di alta qualità.

Luminaire designed especially by Niels Bendtsen for lighting frames and walls, thanks to its homogenous and elegant distribution of high-quality light.

3 Testina orientabile di 50 gradi per la perfetta regolazione della luce. Head adjustable to 50 degrees for the perfect light setting.




ANTHONY SPOT

Anthony Spot disegnato da Antonio Citterio: una forma con un tocco di design, semplice e al contempo elegante, che si distacca dai canoni tradizionali.

Anthony Spot designed by Antonio Citterio: a form with a touch of avant-garde design, simple yet elegant, which is distanced from the traditional looks.

4 Innovativo design del dissipatore di calore. Innovative heat skin design.





Sergio Rossi, London

Diverse opzioni di controllo che possono adattarsi a qualunque necessità.

Different control options that can be adapted to any need.

ON BOARD DIMMING

Ciascun apparecchio di illuminazione ha un dimmer integrato, per il controllo diretto e individuale.

Each luminaire has its own integrated dimmer for direct and individual control.

DALI

Controllo individuale di ciascun apparecchio di illuminazione.

Individual control of each luminaire.

1-10V

Controllo remoto in broadcasting (dimmeraggio di tutti gli apparecchi di illuminazione in gruppo).

Broadcasting remote control (dimming of all the luminaires in a single group).

CASAMBI

Controllo individuale di ciascun apparecchio di illuminazione direttamente attraverso un'applicazione per tablet e smartphone (FLOS Control®).

Individual control of each luminaire directly through a tablet or smartphone application (FLOS Control®).

FLOS CONTROL®
BY CASAMBI

L'applicazione FLOS Control® consente di controllare gli apparecchi di illuminazione del sistema in modo individuale o in gruppo, controllando scene e programmazione.


In un impianto elettrico tradizionale, con il gateway connesso via Bluetooth si ottiene un controllo totale dell'ambiente.

Disponibile per iOS e Android

The FLOS Control® application allows you to control the system's luminaires individually or as a group, controlling scenes and programming.

With a traditional electrical installation and the Gateway connected by Bluetooth, you obtain total control of the ambience.

Available for iOS and Android




LIGHT MODULES

LIGHT STRIPE



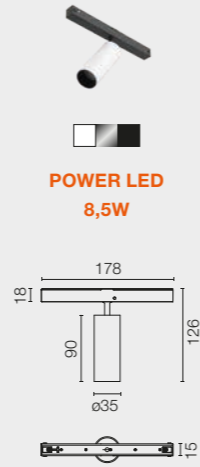
TOP LED
20W/M

SPOT 50



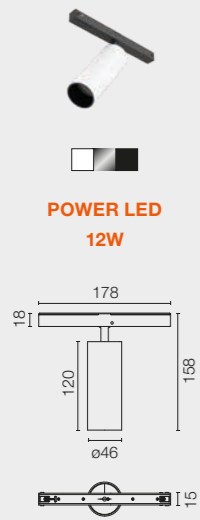
POWER LED
3,5W

SPOT 90



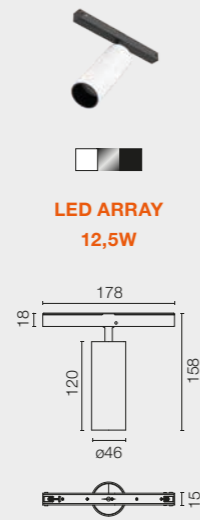
POWER LED
8,5W

SPOT 120



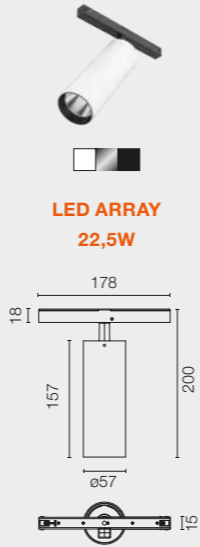
POWER LED
12W

SPOT 120




LED ARRAY
12,5W

SPOT 150



LED ARRAY
22,5W




Spot

Medium

Flood

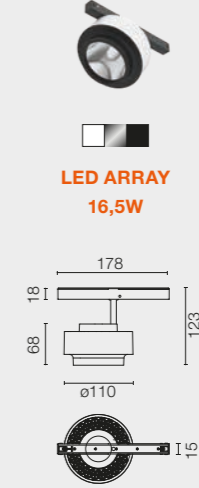
LIGHT MODULES

WALLEE



TOP LED
10W

ANTHONY SPOT TRACK




LED ARRAY
16,5W

RECESSED



■ 14 Nero
■ 14 Black

SURFACE



□ 40 Bianco
□ 40 White

■ 05 Alluminio Lucido
■ 05 Polished Aluminium

SUSPENSION
UP&DOWN / DOWN



■ 14 Nero
■ 14 Black

FLOS
CONTROL BY CASAMBI



THE TRACKING

P

PO

POW



POWE


POWER

Binario trifase di dimensioni ridotte nella sua versione a incasso e in superficie. Compatibile con un programma di apparecchi di illuminazione compatti e potenti. Riflettori ad alta efficienza.

3-phase rail with reduced dimensions in its recessed and surface version. Compatible with a compact and powerful light fixture program. High efficiency reflectors.

THE TRACKING POWER



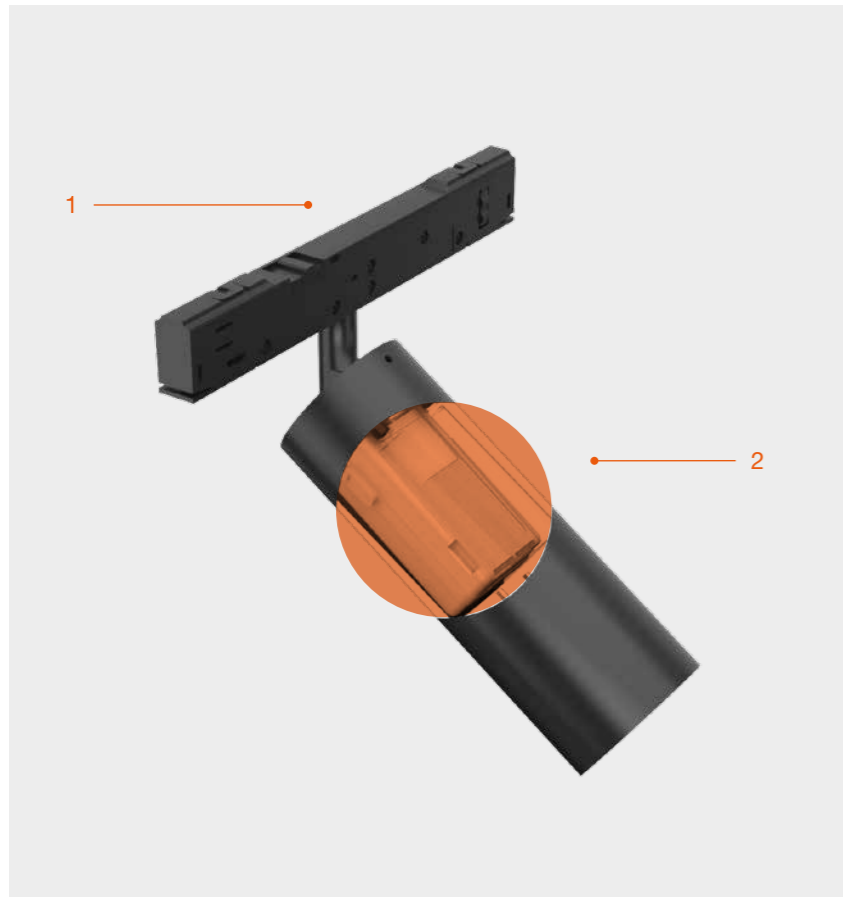


Issey Miyake Store,
Germany

Tracking Power è provvisto di piste elettriche sulle quali si installano gli apparecchi attraverso un sistema esclusivo di fissaggio Flos. Dopo l'installazione della guida, si vedrà solo una piccola linea spessa 15 mm.

The Tracking Power is equipped with electric tracks on which the luminaries are installed through an exclusive Flos fixing system. After installing the track, only a thin, 15 mm thick line will be visible.



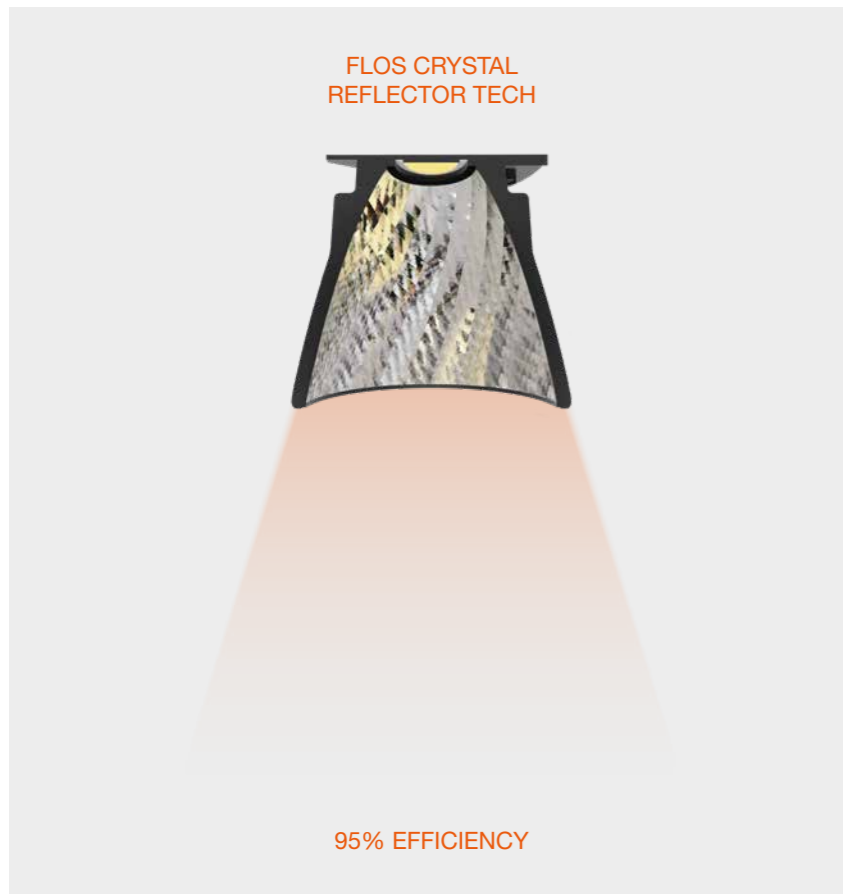


Il binario trifase secondo Flos. Grazie al suo sistema di ancoraggio miniaturizzato può ospitare, in uno spazio di soli 15 mm, una completa gamma di soluzioni di illuminazione ad alta potenza per usi professionali.

The three-phase rail according to Flos. Thanks to its miniaturized anchorage system it is capable to host in a space of only 15 mm a complete range of high power lighting tools for professional applications.

1 Rivoluzionario design del track che consente l'integrazione totale in una linea da 15 mm.
Revolutionary track design that allows total integration in the 15mm line.

2 Elettronica di controllo totalmente integrata nella testa del proiettore.
Control electronics totally integrated into the projector head.



Rivoluzionario riflettore in vetro di borosilicato, che offre una efficienza luminosa fino al 95%. Grazie alla sua sfaccettatura, garantisce un controllo totale del fascio di luce.

Revolutionary reflector in borosilicate glass that offers light efficiency of up to 95%. Thanks to its faceting, it guarantees total control of the light beam.



Questo proiettore contiene un innovativo sistema regolabile con doppia lente bifocale, che permette di controllare l'angolo di apertura del fascio di luce da 13 a 56 gradi, mantenendo alti livelli di efficienza.

This projector incorporates an innovative adjustable system with double bifocal lenses, which allows the light beam opening angle to be controlled from 13 degrees to 56 degrees, while maintaining high levels of efficiency.

SPOT 175 LENS






SPOT 150 / SPOT 175

Proiettori dal design minimalista che si integrano in tutte le estetiche e con diverse opzioni di angolo e potenza.

Projectors with minimal design which can be integrated into all aesthetics and with different angle and power options.

1 Potenziometro a bordo per il controllo dell'intensità individuale di ciascun apparecchio di illuminazione.
On-board potentiometer for individual intensity control for each luminaire.

2 Accessori di schermatura per tutti i proiettori.
Shielding accessories available for all projectors.



1

2

SPOT 175 LENS

Proiettore a doppia lente bifocale regolabile, che consente di controllare l'angolo da 13 a 56 gradi.

Projector with adjustable double bifocal lenses, which allows angle adjustment from 13 to 56 degrees.

3 Lente regolabile bifocale con anello di schermatura.
Adjustable bifocal lenses with shielding ring.




3

WALL WASHER

Nuovo wall-washer che grazie al suo riflettore disegnato da FLOS offre una dimensione extra compatta unitamente a livelli di omogeneità luminosa impeccabili.

New wall-washer which, thanks to its reflector designed by FLOS, offers an extra compact size together with impeccable levels of light homogeneity.



4 Fonte luminosa con retroproiezione per il massimo comfort visivo e omogeneità.
Back projection light source for maximum visual comfort and homogeneity.



4



Kvadrat Showroom, Copenhagen



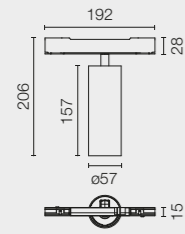
Bombas Gens, Spain

LIGHT MODULES - TRACKING POWER INSTALLATION

UT PRO 150



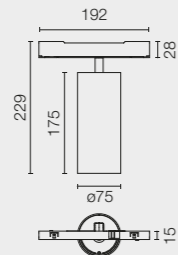
LED ARRAY
23,5W



UT PRO 175



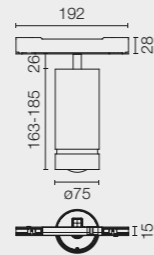
LED ARRAY
35,3W



UT PRO 175 LENS



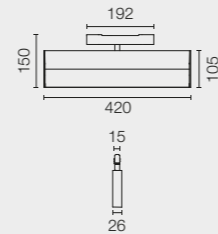
LED ARRAY
35,3W



UT PRO WALL-WASHER



TOP LED
25,5W



RECESSED



14 Nero
14 Black

SURFACE



40 Bianco
40 White

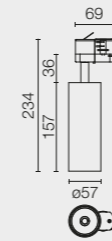
14 Nero
14 Black

LIGHT MODULES - UNIVERSAL INSTALLATION

UT PRO 150
GA-69



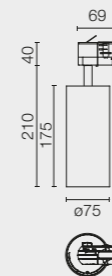
LED ARRAY
23,5W



UT PRO 175
GA-69



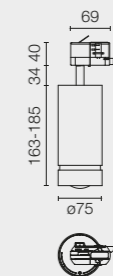
LED ARRAY
35,3W



UT PRO 175 LENS
GA-69



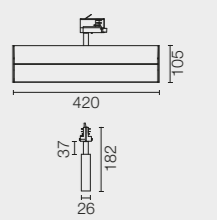
LED ARRAY
35,3W



UT PRO WALL-WASHER
GA-69



TOP LED
25,5W



Spot

Medium

Flood

Wall-Washer

**THE
THE
THE
THE**


**FAST
FAST
FAST
FAST**

**TRACK
TRACK
TRACK
TRACK**


Esclusivo sistema mondiale in grado di spostare e orientare proiettori motorizzati lungo una struttura. Versioni ad alta efficienza con ottiche da superspot a flood. Facile manipolazione grazie all'esclusivo FLOS Control®.

Only system in the world that can move and guide motorised projectors along a structure. High efficiency versions with optics from superspot to flood. Easy handling through the exclusive FLOS Control®.

THE FAST TRACK







Prodotto rivoluzionario che consente di gestire il movimento sui tre assi: rotazione, inclinazione e traslazione.

Revolutionary product that allows movement management in the three axes: rotation, tilting and translation.




Facile controllo della luce dall'applicazione FLOS Control® disponibile per iOS e Android. Semplice connessione via bluetooth.

Easy light control from the FLOS Control® application available for IOS and Android. Friendly interface with bluetooth connection.



Flos arriva dove nessuno era mai arrivato. Esclusivo movimento di traslazione e orientamento di un sistema di proiettori che può essere programmato e controllato a distanza con FLOS Control®. Tecnologia estrema e semplicità di servizio.

Flos moves to an unprecedented level. Exclusive translation and orientation movement of a projector system capable of being programmed and controlled remotely with FLOS Control®. Extreme technology & simplicity of service.





THE FAST TRACK 100

Una gamma completa di proiettori professionali: varie potenze, e ottiche da super spot a flood.


A complete range of professional spotlights: various power options, and optic from super spot to flood.

1 Dispone di versioni con ottica multi lente ad alta efficienza, con angoli fino a 4 gradi.
Versions with high-efficiency multi-lens optics with up to 4-degree angles are available.

THE FAST TRACK 150 / THE FAST TRACK 175

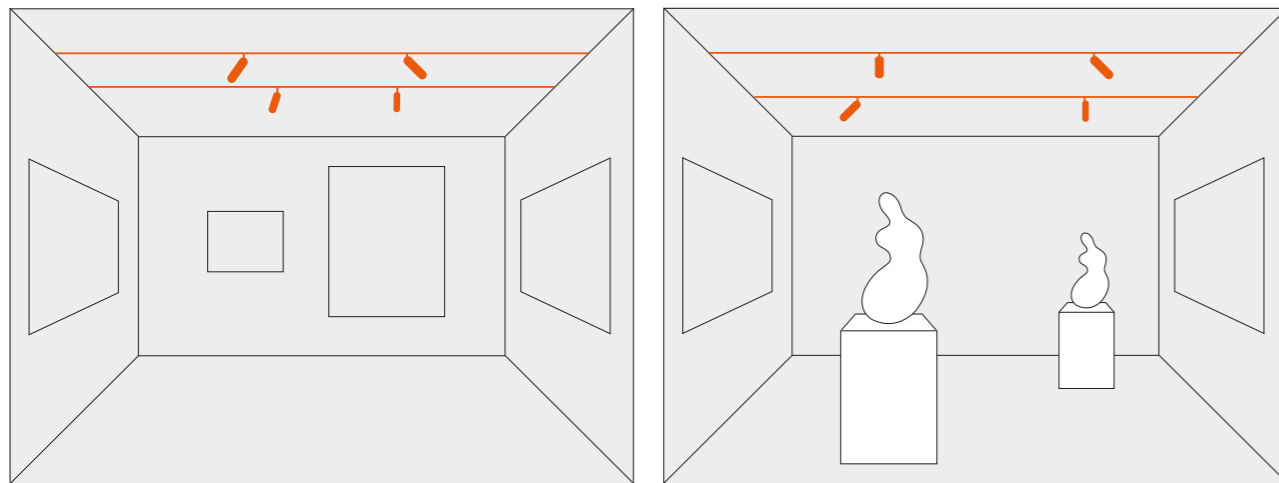
2 Accessorio honeycomb per garantire il perfetto controllo visivo e schermatura.
Honeycomb accessory for a perfect visual control and shielding.





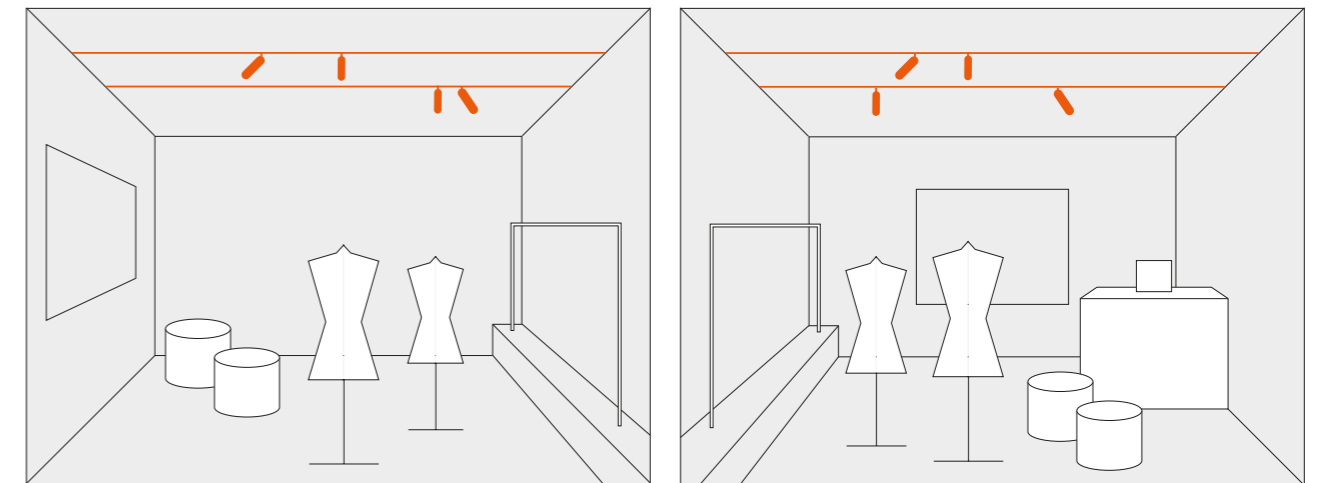

Grazie all'applicazione si può configurare ciascuno degli apparecchi di illuminazione, salvarne la posizione e le regolazioni e generare una scena personalizzata.

Thanks to the application you can set up each luminaire, save all their positions and presets and generate a lighting scenario.



L'applicazione consente inoltre la gestione e l'attivazione programmata di scenari.

The application also offers the possibility of scenario management and scheduled activation.





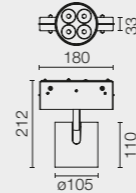
Arclinea Showroom, Italy

LIGHT MODULES

THE FAST TRACK
SPOT 100



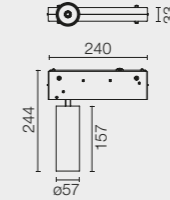
POWER LED
13W



THE FAST TRACK
SPOT 150




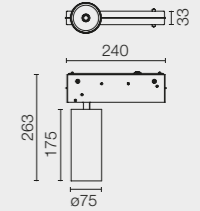
LED ARRAY
25,5W



THE FAST TRACK
SPOT 175



LED ARRAY
38,5W



RECESSED



■ 14 Nero
14 Black

SURFACE



□ 40 Bianco
40 White ■ 14 Nero
14 Black



■ 14 Nero
14 Black



□ BW Bianco
BW White

FLOS
CONTROL BY CASAMBI



LIGHT SHADOW SHADOW SHADOW SHADOW SHADOW SHADOW SHADOW SHADOW SHADOW SHADOW SHADOW SHADOW SHADOW

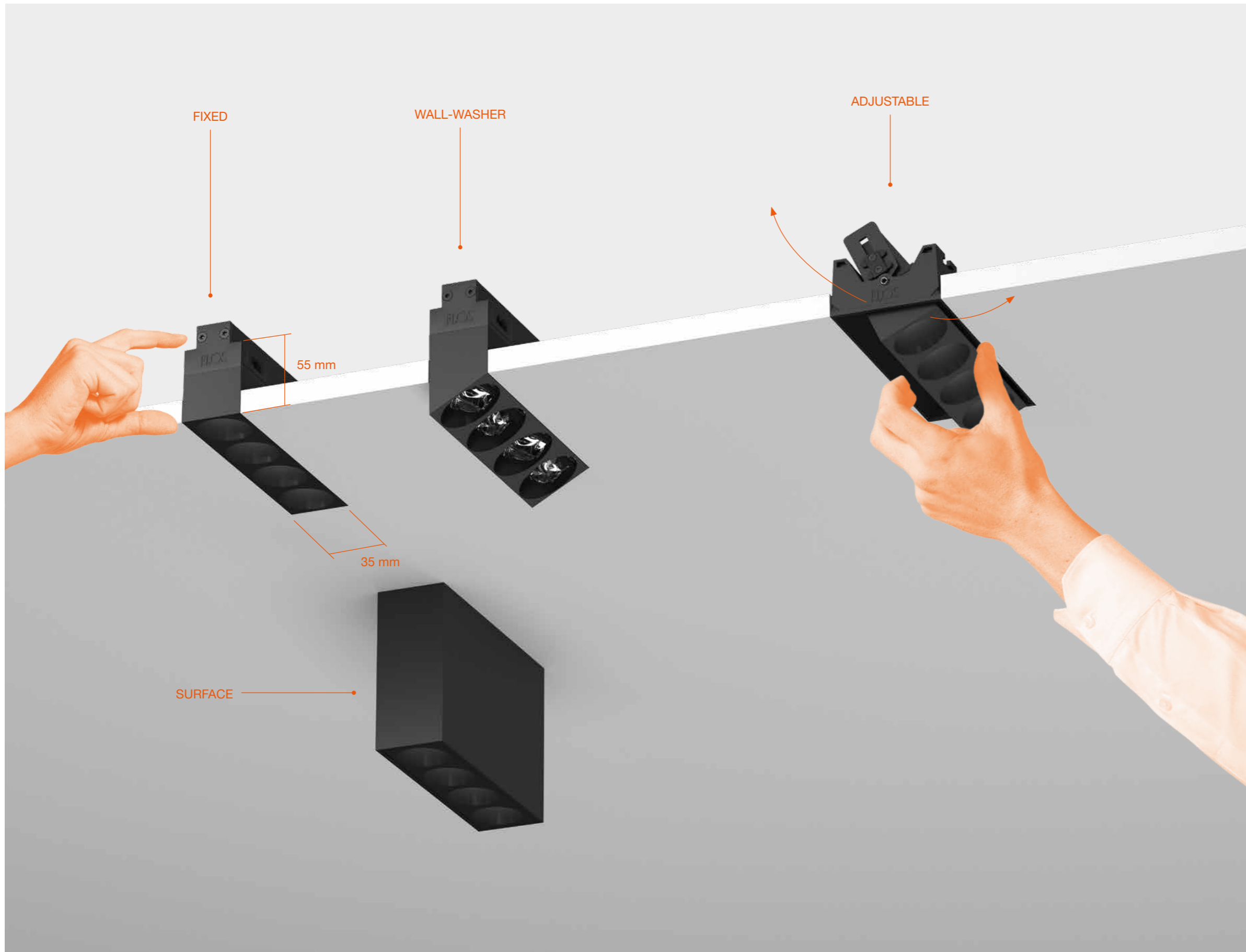
Programma dalle dimensioni compatte disegnato per evitare abbagliamenti. Varietà di ottiche, dimensioni e finiture. Grande controllo grazie al suo gruppo ottico brevettato.

Compact size program designed to avoid glare. Variety of optics, sizes and finishes. Great control thanks to its patented optical group.

LIGHT SHADOW








Dimensioni extra compatte che permettono l'integrazione incassata anche in caso di spazio minimo disponibile. La versione regolabile consente di estrarre il corpo principale per garantire una perfetta integrazione con gli elementi architettonici e sfruttare tutto il fascio.

Extra-compact size which allows embedded integration, even when there is minimum space available. The adjustable version allows the main body to be extracted to guarantee perfect integration with the architecture, and to make the most of the whole beam.

TRADITIONAL TECHNOLOGY

Con la tecnologia tradizionale si ottiene un effetto di abbagliamento e, al contempo, il fascio di luce non è molto preciso. Scarsa l'integrazione con gli elementi architettonici.

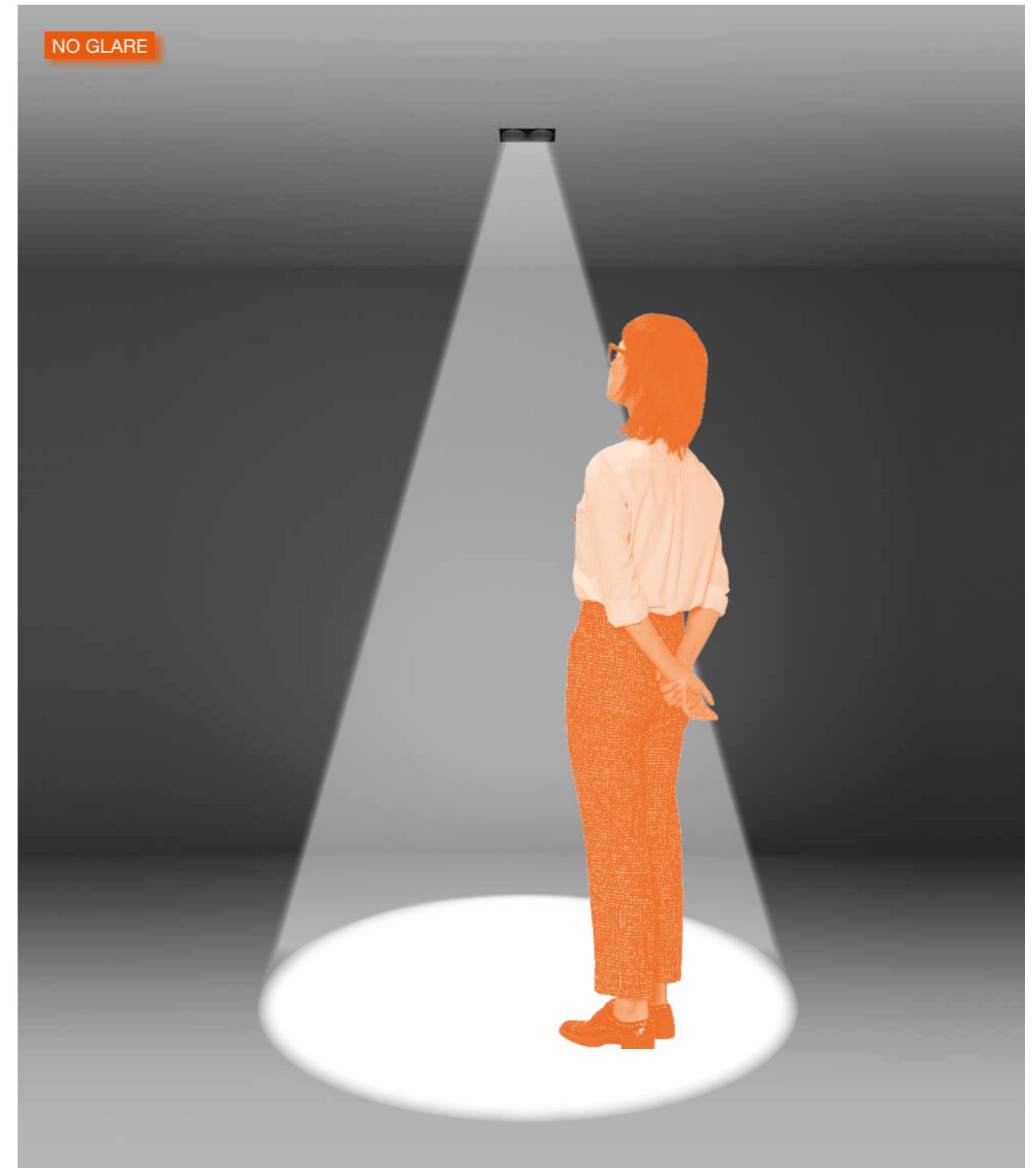
The traditional technology produces a glare effect while the beam of light is not so precise. Integration with architecture is not achieved.



FLOS TECHNOLOGY

Con la tecnologia del Light Shadow che fornisce un cut-off di 40 gradi, la massima integrazione con gli elementi architettonici si abbina a un fascio di luce definito e impeccabile e a una schermatura totale, fatto che consentendo di collocarlo in posizione quasi zenitale senza generare abbagliamenti.

Light Shadow technology thanks to its cut-off of 40 degrees, maximum integration with architecture combines with the impeccable, defined beam of light and total shielding, which allows it to be placed almost in zenithally position with no glare.



La rivoluzione nell'illuminazione senza abbagliamento. Grazie alla sua soluzione ottica esclusiva brevettata, Light Shadow arriva ad angoli di cut-off estremi, senza rinunciare all'alta efficienza e a dimensioni molto ridotte.


The revolution in low glare lighting. Thanks to its patented unique optical solution, Light Shadow reaches extreme cut-off angles without sacrificing high efficiency and very small dimensions.




1 Scheda LED disegnata da FLOS con moduli LED di ultima generazione. Alta qualità ed efficienza. LED board designed by FLOS with state-of-the-art LED modules. High levels of quality and efficiency.

2 Lenti sviluppate da FLOS specificatamente per questo prodotto, che garantisce il massimo controllo e un fascio di luce omogeneo. Lenses developed by FLOS especially for this product, to guarantee maximum control and a uniform beam.

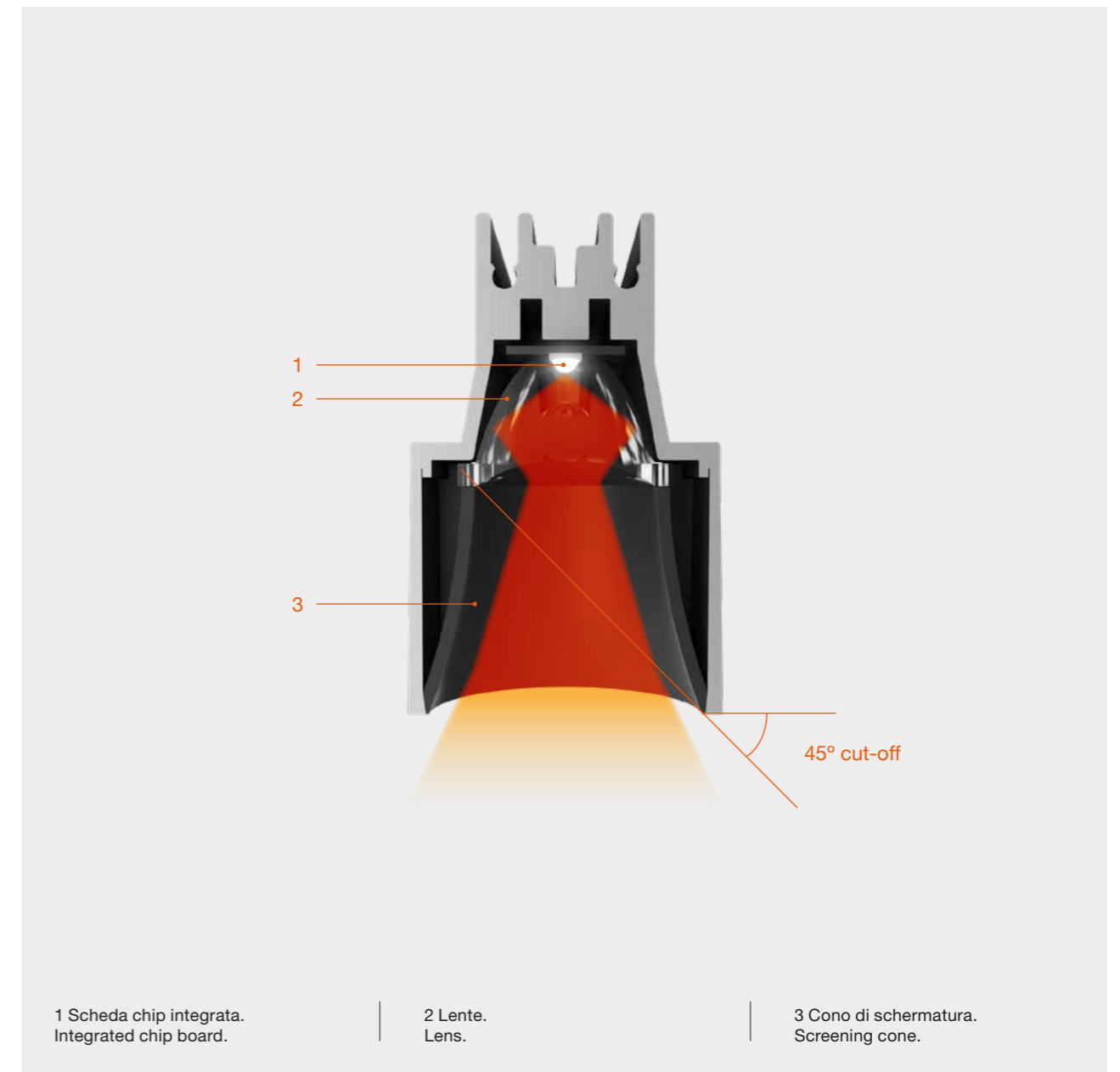
3 Innovativo sistema brevettato di coni che forniscono una schermatura estrema grazie alla loro forma curva invertita. Innovative patented cones system that provides extreme shielding thanks to its inverted curve form.





Light Shadow arriva ad angoli di cut-off estremi, senza rinunciare all'alta efficienza e a dimensioni molto ridotte.

Light Shadow reaches extreme cut-off angles without sacrificing high efficiency and very small dimensions.



L'eccellenza del comfort: UGR inferiore a 10 per un'eccezionale protezione dall'abbagliamento, omogeneità nella distribuzione della luce e prestazioni in termini di lux conformi ai più severi standard del settore.

The excellence of comfort: UGR below 10 for outstanding glare protection, homogeneity in light distribution and delivered lux compliant to the most strict standards of the industry.

PROGETTO TIPO

Ambiente 20m x 10m, h 2,7m.
Versione utilizzata: Light Shadow 4L Flood Optic Dali dimmable.

Interdistanza apparecchi: 1,2 m

Parametri illuminotecnici:

UGR < 10 da qualsiasi punto di osservazione (UGR < 19 valore minimo normativo).

Illuminamento medio: 551 lx
(500 lx valore minimo normativo).

Uniformità ottenuta: 0,655
(0,600 valore minimo normativo).

Norma di riferimento:

UNI-EN 12464-1:2011

PROJECT TYPE

Ambient 20m x 10m, h 2.7m.
Version used: Light shadow 4L Flood Optic Dali dimmable.

Spacing between luminaires: 1.2 m

Technical brightness parameters:


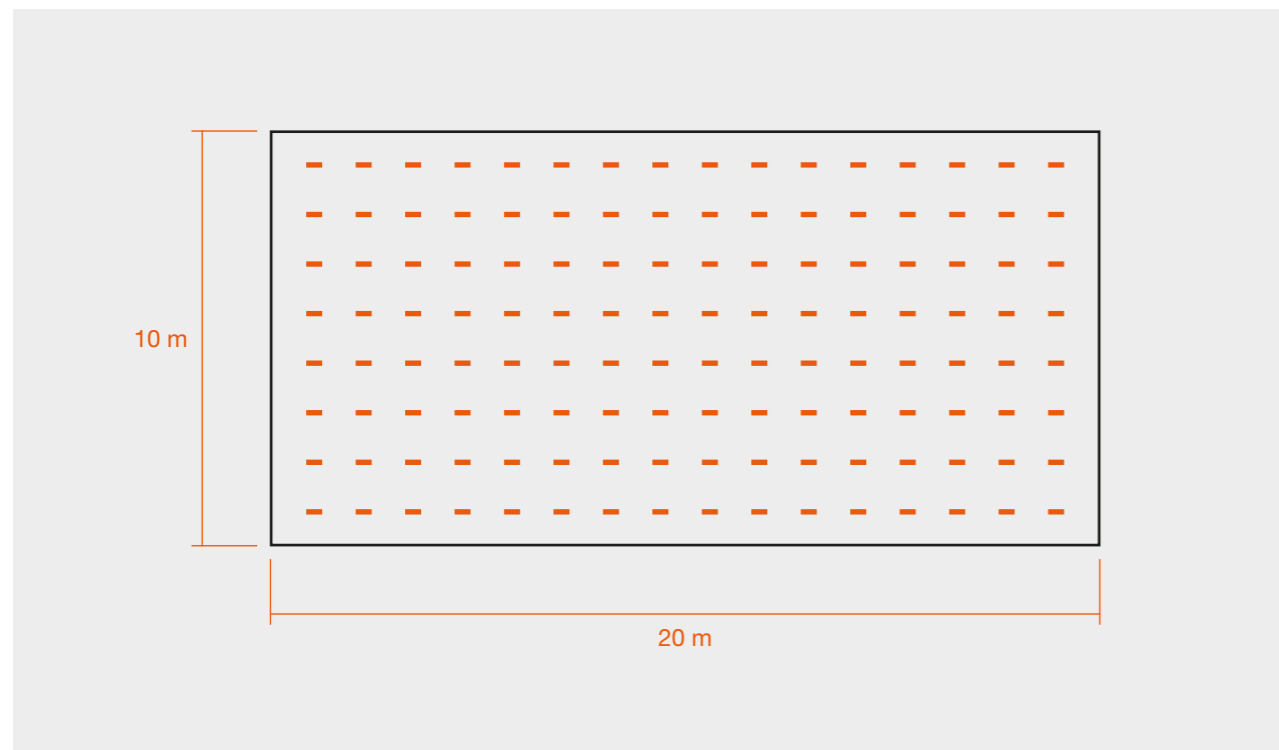
UGR < 10 from any point of observation (UGR < 19 standard minimum value).


Average brightness: 551 lx
(500 lx standard minimum value).

Uniformity obtained: 0.655
(0.600 standard minimum value).

Reference standard:


UNI-EN 12464-1:2011






Light Shadow è anche disponibile per installazione magnetica sull'esclusivo binario The Running Magnet di Flos: flessibilità e adattabilità in qualunque momento. Vedere il catalogo Flos per i dettagli completi sulla collezione The Running Magnet.






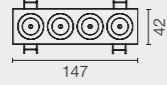
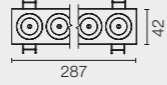
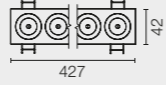
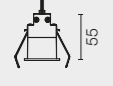



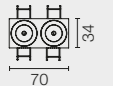
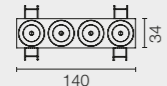
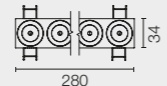
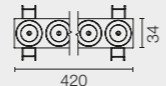
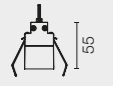



Light Shadow is also available for magnetic installation in Flos exclusive The Running Magnet track: flexibility and adaptability at any time. See Flos catalogues for complete details about The Running Magnet collection.





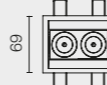
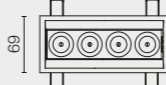
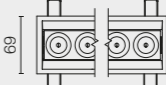
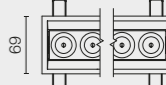

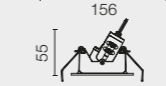
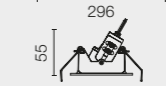

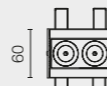
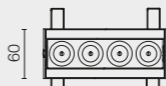
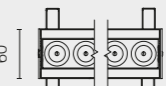
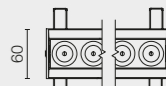

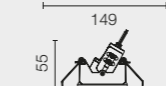
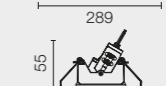
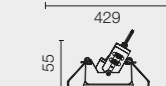


Effetto di luce morbida e controllata sviluppato per illuminare in maniera uniforme qualsiasi piano verticale. Il nuovo modulo wall-washer completa il programma con una soluzione altamente professionale mantenendo intatto il comfort visivo elevato che caratterizza il programma.

Soft and controlled lighting effect, developed to uniformly light up any vertical plane. The new wall-washer module completes the program with an extremely professional solution that preserves the high visual comfort that characterizes the program.



<p>FIXED TRIM / NO TRIM 2 SPOTS</p> 	<p>FIXED TRIM / NO TRIM 4 SPOTS</p> 	<p>FIXED TRIM / NO TRIM 8 SPOTS</p> 	<p>FIXED TRIM / NO TRIM 12 SPOTS</p> 
<p>POWER LED 2,7W x SPOT</p>	<p>POWER LED 2,7W x SPOT</p>	<p>POWER LED 2,7W x SPOT</p>	<p>POWER LED 2,7W x SPOT</p>
			
			
			
			


<p>ADJUSTABLE TRIM / NO TRIM 2 SPOTS</p> 	<p>ADJUSTABLE TRIM / NO TRIM 4 SPOTS</p> 	<p>ADJUSTABLE TRIM / NO TRIM 8 SPOTS</p> 	<p>ADJUSTABLE TRIM / NO TRIM 12 SPOTS</p> 
<p>POWER LED 2,7W x SPOT</p>	<p>POWER LED 2,7W x SPOT</p>	<p>POWER LED 2,7W x SPOT</p>	<p>POWER LED 2,7W x SPOT</p>
			
			
			
			

LIGHT SHADOW FIXED / ADJUSTABLE / WALL-WASHER / SURFACE

Esterno / Outside

40 Bianco
40 White

14 Nero
14 Black



Interno / Inside

HIGH COMFORT

Nero
Black

Bianco
White

Cromo
Chrome

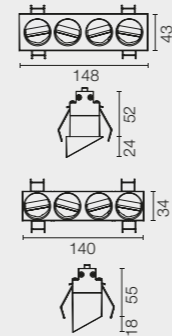
Oro Satinato
Matt Gold



WALL-WASHER TRIM / NO TRIM
4 SPOTS



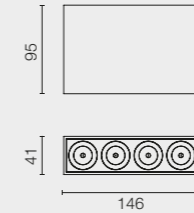
POWER LED
2,7W x SPOT



SURFACE 4 SPOTS



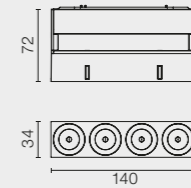
POWER LED
2,7W x SPOT



LIGHT SHADOW
*compatible module for
The Running Magnet



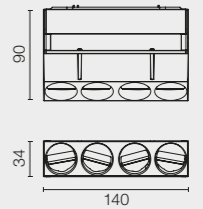
POWER LED
2,7W x SPOT




LIGHT SHADOW W-W
*compatible module for
The Running Magnet



POWER LED
2,7W x SPOT



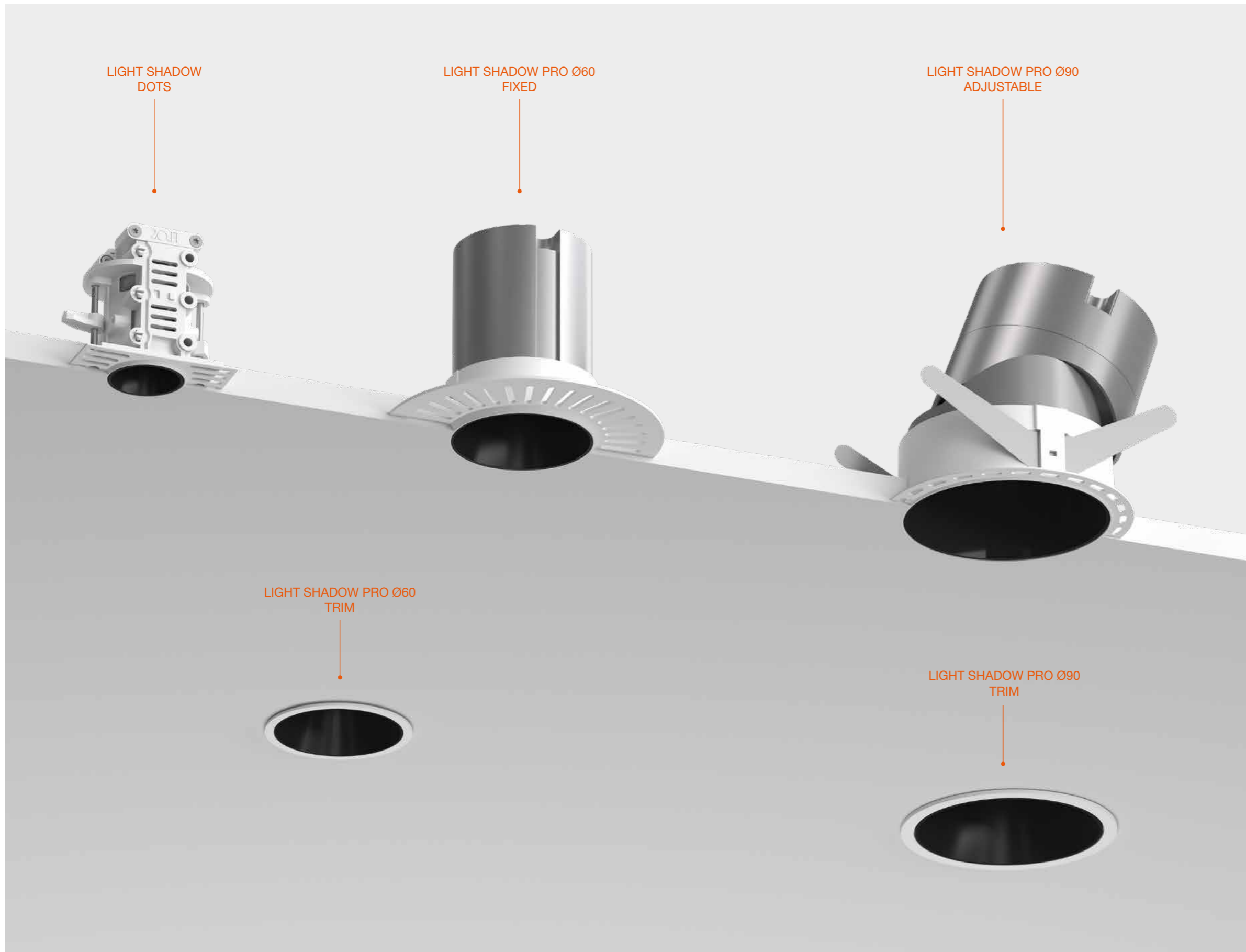
*Verificare moduli compatibili per la collezione The Running Magnet /
See compatible modules for The Running Magnet collection



FLOS
CONTROL BY CASAMBI







Un approccio completamente nuovo nell'ambito dell'illuminazione architettonica. Porta il controllo dell'abbagliamento a un livello estremo in cui i valori di efficienza ottica sono estremamente elevati grazie all'uso di tecnologie di ultima generazione e la qualità della luce raggiunge standard ancor più elevati e ricercati.

A completely new approach to architectural lighting. It takes glare control to the next level. Optical efficiency values are extremely high thanks to the use of the latest generation technologies and the light quality reaches even higher and more refined standards.

LIGHT SHADOW DOTS

Il più piccolo downlight del programma. 30mm di diametro e una profondità d'incasso estremamente ridotta sono abbinati ad un complesso sistema ottico che fornisce una schermatura estrema della sorgente grazie alla forma invertita dei coni cut-off che lo caratterizzano.

The smallest downlight in the range. A 30 mm diameter and an extremely reduced recess depth are combined with a complex optical system that provides extreme shielding of the source thanks to the inverted shape of the cut-off cones that characterize it.



LIGHT SHADOW PRO

L'evoluzione naturale di Light Shadow Dots. Le nuove versioni Pro sono il risultato di un'attenta ricerca ottica. Offrono un'efficacia estremamente elevata nonostante le dimensioni ridotte e il corpo compatto.

The natural evolution from the Light Shadow Dots. The new Pro versions are the result of careful optical research. They offer extremely high effectiveness despite their small size and compact body.



1 Accessori di montaggio dedicati consentono di scegliere tra installazione con bordo a vista o a filo. The dedicated mounting accessories allow you to choose installations with a visible or a recessed edge.



1

2 Versione orientabile ideale per gestire la luce d'accento con puntamenti professionali. Adjustable version which is ideal for managing accent lighting with professional spot lights.



2



Light Shadow Pro sfrutta i benefici di una innovativa lente in silicone che permette un controllo completo del fascio a fronte di un' efficienza elevata, resistenza al calore e massima qualità nella distribuzione luminosa.

Light Shadow Pro exploits the benefits of an innovative silicone lens that allows absolute beam control with an extreme efficiency, heat resistance and maximum quality light distribution.



FLOS TECHNOLOGY

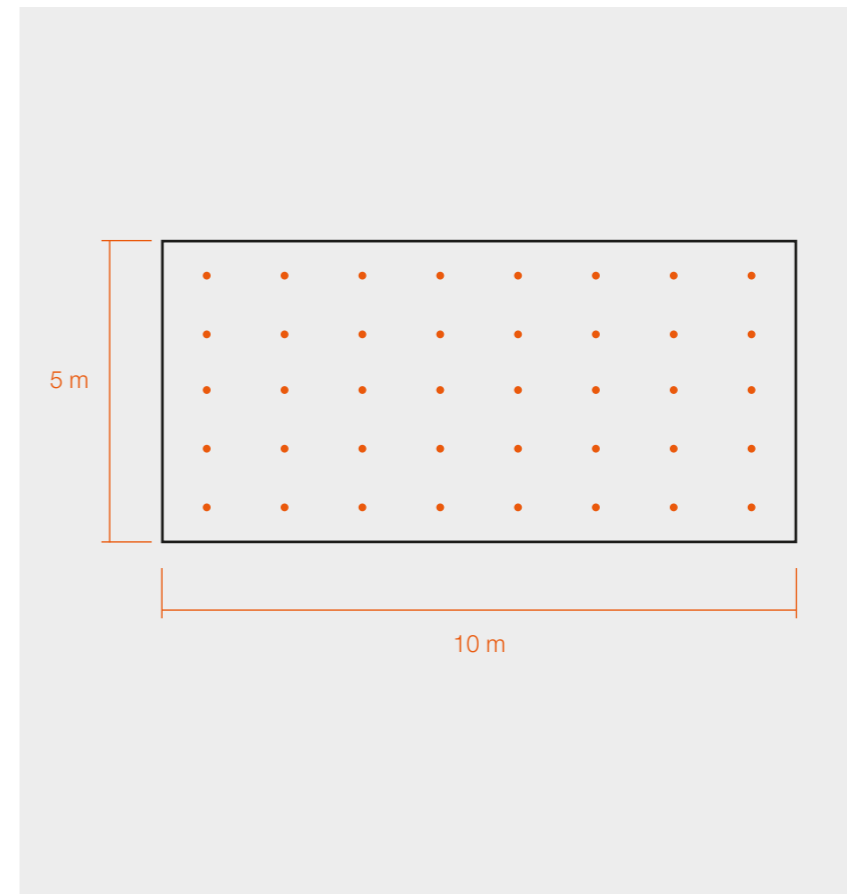
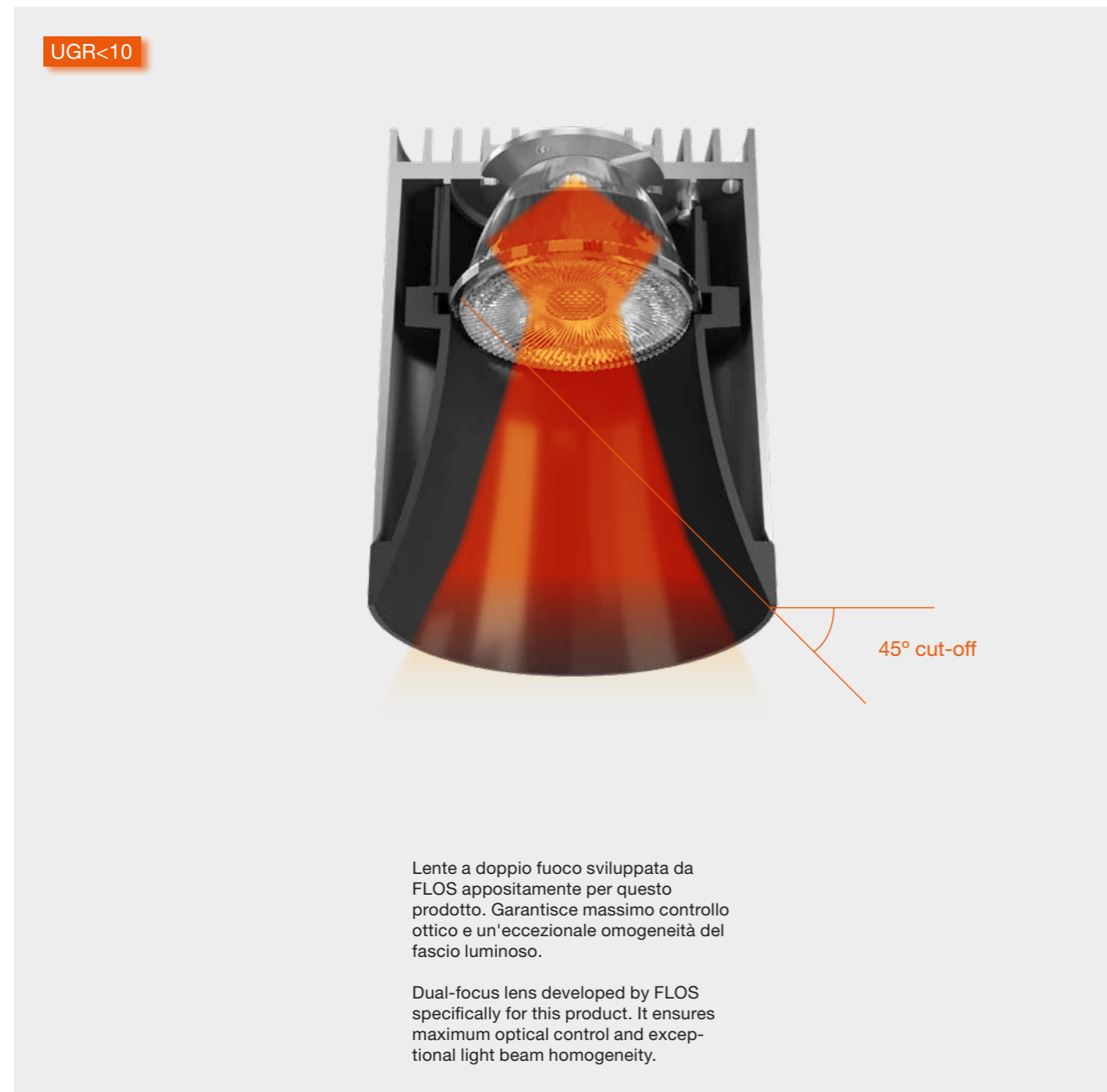
Il parco ottico disponibile comprende 5 aperture di fascio differenziate, ciascuna sviluppata per un'applicazione target speciale. Sia che si tratti di fasci intensivi o effetti di luce diffusa il controllo ottico è sempre eccezionale e la luce spuria è totalmente assente.


The available optical kit includes 5 different beamwidths. Each one of them is developed for a specific application. The optical control is always exceptional and the stray light is totally absent whether for intensive beams or diffuse lighting effects.



Grazie alla soluzione ottica esclusiva brevettata, Light Shadow Pro controlla angoli di cut-off estremi, senza rinunciare all'alta efficienza e un'incredibile versatilità del prodotto.


Thanks to the unique patented optical solution, Light Shadow Pro controls extreme cut-off angles without altering the high efficiency and incredible versatility of the product.





Disponibile anche la versione Dots di Light Shadow: progettata per raggiungere la perfetta integrazione nei soffitti in cartongesso. Del tutto a filo e integrata, per installazione modulare in una serie di composizioni. Scopri tutta l'offerta Dots di Light Shadow su Flos.com.

Also available Light Shadow Dots version: designed to achieve the perfect integration in plasterboard ceiling. Totally flush and integrated, for modular installation in a variety of compositions. Discover the full Light Shadow Dots offer on Flos.com.





Diverse opzioni di controllo per la regolazione di Diversion, tutte disponibili per installazione a incasso o a superficie.

Different control options for dimming Diversion, all available for remote recessed or surface installation.

PUSH DIMMING

Controllo mediante un dispositivo di regolazione.

Control through a simple pushbutton.

DALI

Protocollo standard per l'integrazione con qualsiasi sistema di controllo.

Standard protocol for integration with any control system.

1-10V

Controllo remoto in broadcasting (dimmeraggio di tutti gli apparecchi di illuminazione in gruppo).

Broadcasting remote control (dimming of all the luminaires in a single group).

CASAMBI

Controllo broadcast direttamente attraverso un'applicazione per tablet e smartphone (FLOS Control®).

Broadcast control through a tablet or smartphone application (FLOS Control®).



LIGHT SHADOW DOTS
SINGLE SPOT MODULE



POWER LED
3W



LIGHT SHADOW PRO Ø60
FIXED



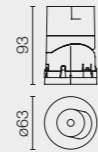
LED ARRAY
UP to 15W



LIGHT SHADOW PRO Ø60
ADJUSTABLE



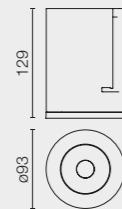
LED ARRAY
UP to 15W



LIGHT SHADOW PRO Ø90
FIXED



LED ARRAY
UP to 22W



LIGHT SHADOW PRO Ø90
ADJUSTABLE



LED ARRAY
UP to 22W



■ Nero
Black

□ Bianco
White

◻ Cromo
Chrome

■ Oro Satinato
Matt Gold



Super Spot



Spot



Medium



Flood



Wide Flood



Wall-Washer

FLOS
CONTROL BY CASAMBI



CCCCCC

AAAAAA

MMMMMM

EEEEEE

RRRRRR


AAAAAA


CAMERA

Innovativo programma di proiettori a binario progettato per applicazioni museali e retail. L'esclusivo sistema ottico brevettato è stato declinato in molteplici aperture di fascio realizzate ad hoc con il massimo controllo dell'abbagliamento.

Innovative program of track mounted projectors, designed for museum and retail applications. The unique patented optical system has been applied to multiple purpose-built beamwidths with maximum glare control.


CAMERA





Design essenziale e compatto per un prodotto altamente professionale. Un volume neutro e al tempo stesso immediatamente riconoscibile.

Subtle and compact design for an extremely professional product. Neutral but easily recognizable volume.





La lente in silicone a doppio fuoco sviluppata da FLOS ha un'ottima resistenza al calore e consente di ottenere fasci precisi ad alta intensità.

The dual-focus silicone lens developed by FLOS features excellent heat resistance and allows precise high-intensity beams.



Regolatore di potenza integrato nel corpo del prodotto disponibile come opzione per il controllo individuale del proiettore.

Power regulator integrated in the product body, available as an option to control the projector individually.






Caratteristiche tecniche altamente professionali e dettagli costruttivi di qualità integrati in un design unico.

Highly professional technical features and quality construction details integrated into a unique design.

1 Camera può essere orientato di 90° sull'asse orizzontale per l'illuminazione zenitale.
Camera can be oriented at 90° on the horizontal axis for zenithal lighting.

2 Lo speciale adattatore estraibile a binario può essere integrato nel prodotto fino a scomparire.
The special, removable rail adapter is integrated into the product until it disappears.



1



2

Ottica esclusiva brevettata.

Exclusive patented optical solution.

4 Parco accessori dedicato disponibile per tutte le versioni del programma.
Dedicated accessory kit available for all versions of the program.

3 Camera controlla angoli di cut-off estremi, senza rinunciare all'alta efficienza (97%) e un'incredibile versatilità del prodotto.
Camera controls extreme cut-off angles while maintaining its high efficiency (97%) and unparalleled product versatility.




3



4


Il parco ottico disponibile comprende 5 aperture di fascio differenziate, ciascuna sviluppata per un'applicazione target speciale. Sia che si tratti di fasci intensivi o effetti di luce diffusa il controllo ottico è sempre eccezionale e la luce spuria è totalmente assente.

The optical kit available includes 5 different beamwidths. Each one of them is developed for a specific application. The optical control is always exceptional and the stray light is totally absent whether for intensive beams or diffuse lighting effects.



Il gruppo ottico full cut-off garantisce il massimo controllo visivo e genera un'eccezionale omogeneità del fascio luminoso.

The full cut-off optical unit guarantees maximum visual control and generates an unparalleled homogeneity in the light beam.



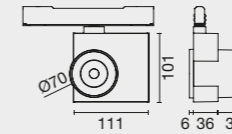




CAMERA Ø60



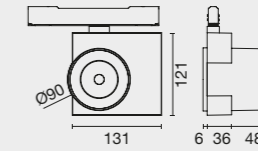
LED ARRAY
UP to 19W



CAMERA Ø90



LED ARRAY
UP to 29W



40 Bianco
40 White



14 Nero
14 Black



Super Spot



Spot



Medium



Flood



Wide Flood

FLOS
CONTROL BY CASAMBI



SUPER

& PRO LINE & PRO

LINE & PRO LINE

SUPER

& PRO LINE & PRO

LINE & PRO LINE


SUPER

Apparecchio di illuminazione di alto livello tecnologico, efficiente e delicato, formato da un'asta che combina illuminazione diretta e indiretta, sostenuta da due cavi coassiali che forniscono sostegno e cablaggio elettrico. Perfetto per uffici o spazi che richiedono una gran efficienza luminosa ed un elevato comfort.

Efficient and delicate luminaire featuring a high technological level. It is composed of a bar combining direct and indirect light and held by two coaxial cables that provide support and electrical wiring. Perfect for offices or places that require high lighting efficiency and comfort.


SUPER LINE & PRO





Super Line è dotato di un filtro diffusore tecnico multistrato che assicura una distribuzione perfetta della luce e migliora l'effetto ottico e il comfort visivo. Super Line Pro monta un raster nero, che garantisce un controllo totale della distribuzione della luce e il massimo comfort in ambienti di lavoro.


Super Line is equipped with a technical multi-layer diffuser filter that guarantees perfect light distribution and improves the optical effect and visual comfort. Super Line Pro is fitted with a black raster that ensures total control of the light distribution and maximum comfort in work environments.





Il gruppo ottico che caratterizza Super Line Pro è brevettato ed è composto da un raster ottico modulare a celle quadrangolari abbinato ad una lente primaria.

The patented optical unit that characterizes Super Line Pro consists of a modular optical raster with four-sided cells combined with a primary lens.




Alimentazione tramite cavo coassiale.

Powered by a coaxial cable.

1 L'installazione a soffitto avviene tramite un sistema di aggancio rapido ad incasso brevettato che consente di regolare la lunghezza dei cavi in fase di montaggio. The ceiling installation is carried out by means of a patented recessing system for quick adjustment that allows you to adjust the cables length during the installation.

2 L'uscita cavi nell'apparecchio è individuale per il controllo dell'emissione diretta e indiretta ed è contrassegnata da un elemento stampato dedicato che riporta le scritte "Up Light" e "Down Light". The device's cable outlet is individual for direct and indirect emission control, and is marked by a specific printed element showing the words "Up Light" and "Down Light".



1



2



Ottica esclusiva brevettata.

Exclusive patented optical solution.

3 La lente primaria è realizzata in PMMA con una texturizzazione superficiale dedicata e finitura Frosted al fine di garantire la massima omogeneità dell'effetto luminoso. The main lens is made of PMMA. It features a dedicated surface texturing and Frosted finish to guarantee the maximum homogeneity of the lighting effect.


4 Il profilo superiore dell'apparecchio è stato sviluppato in combinazione con la lente per evitare che la luce indiretta lo colpisca causando sgradevoli fenomeni di abbagliamento alla vista. The upper profile of the luminaire has been developed in combination with the lens to prevent indirect light from hitting it, which would cause an unpleasant glare to the eye.



3

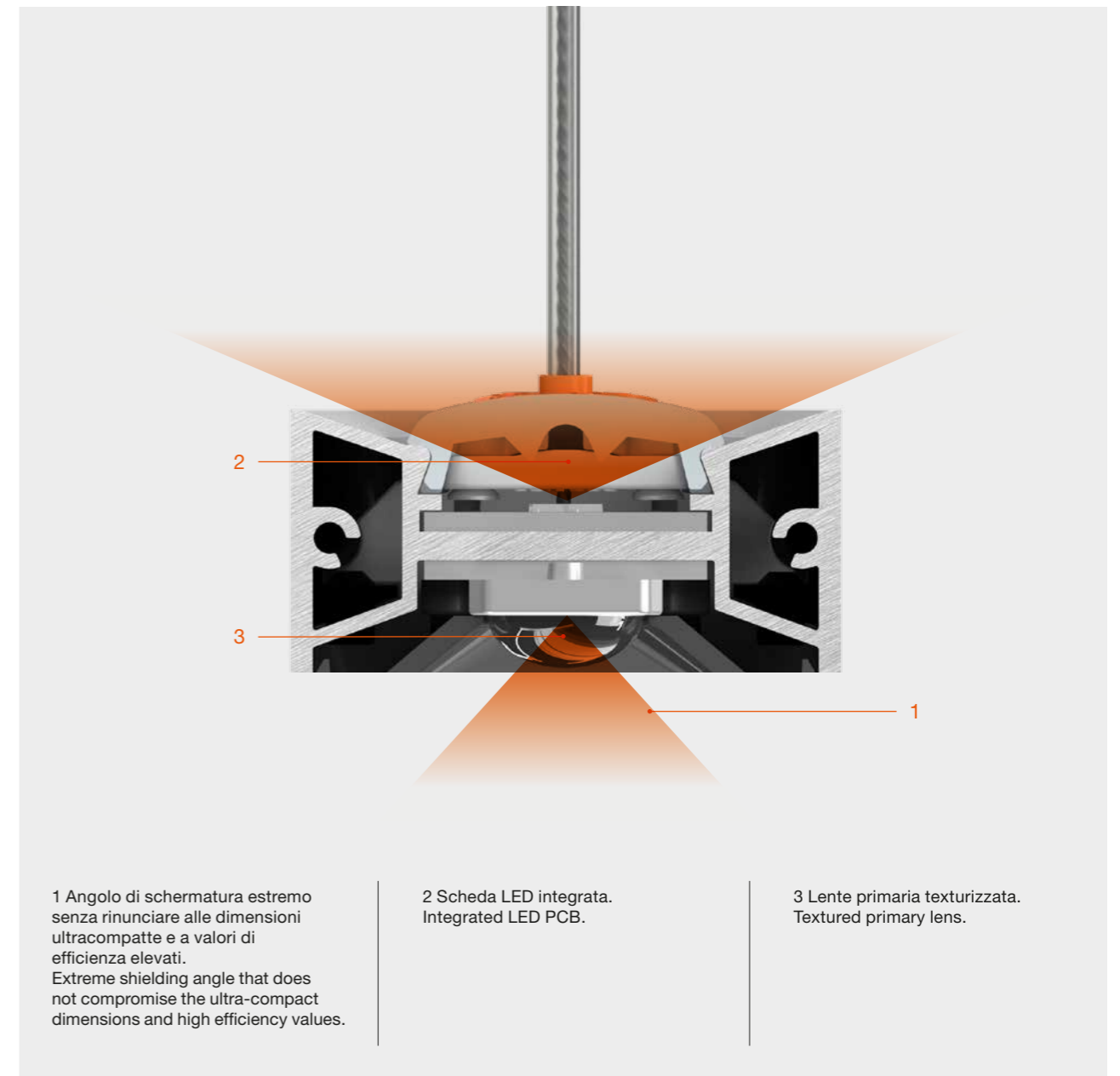



4



La sorgente luminosa utilizzata per la gestione dell'emissione diretta è particolarmente arretrata all'interno del profilo per sfruttare il massimo controllo dell'abbagliamento diretto. Il gruppo ottico brevettato è stato sviluppato specificatamente per applicazioni in ambienti Office.


The light source used for managing the direct emission is positioned far back inside the profile in order to seize the maximum control of the direct glare. The patented optical unit was specifically developed for applications in Office environments.






Elemento ornamentale per l'installazione con apparecchio remoto.

Embellishment for installation with remote equipment.





Lo speciale diffusore opale che completa l'apparecchio caratterizzando l'emissione diretta assicura la massima uniformità e una distribuzione pressochè lambertiana.

The special opal diffuser that completes the luminaire, characterizing the direct emission, ensures maximum uniformity and a practically Lambertian distribution.




Nonostante le sue dimensioni supercompatte e la vicinanza dei punti LED al diffusore, la luce è distribuita in modo omogeneo. Non si vedono i punti LED.

Although its dimensions are extra compact and the LED tips are close to the diffuser, it offers homogeneous light distribution. The LED tips are not visible.



Dettaglio del cavo coassiale che crea la connessione elettrica e serve allo stesso tempo da sospensione.


Detail of the coaxial cable that forms the electrical connection and can also be used for suspending.



310

SUPER LINE

SUPER LINE
UP&DOWN
INDIRECT



TOP LED
60W

SUPER LINE
UP&DOWN
DIRECT

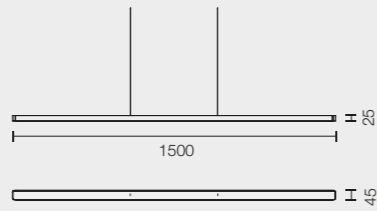


TOP LED
60W

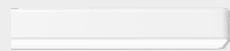
SUPER LINE
DOWN




TOP LED
40W




30 Bianco
30 White



02 Grigio
02 Grey



14 Nero
14 Black



311

SUPER LINE PRO

SUPER LINE PRO
UP&DOWN



TOP LED
60W


SUPER LINE PRO
DOWN



TOP LED
40W




30 Bianco
30 White



02 Grigio
02 Grey



14 Nero
14 Black



FLOS
CONTROL BY CASAMBI



KAP

KAP

KAP

KAP

KAP

KAP

KAP

KAP

KAP


KAP

KAP

Collezione di elementi ad incasso per impianti indoor, che comprende soluzioni sia con LED di ultima generazione, che con apparecchi d'illuminazione con fonte di luce tradizionale. Ampia varietà di dimensioni e finiture, per una perfetta integrazione in tutti gli ambienti. Corpo ottico disegnato per garantire un elevato comfort visivo. Comprende versioni per l'installazione rapida senza cornice con sistema Fast&Perfect.

A collection of recessed elements for interior installations that include avant-garde LED solutions and luminaires with a traditional light source. A wide variety of sizes and finishes that ensure a perfect integration in all environments. Optic body to ensure an excellent visual comfort. Includes different versions for a fast frame-free installation with the Fast&Perfect system.

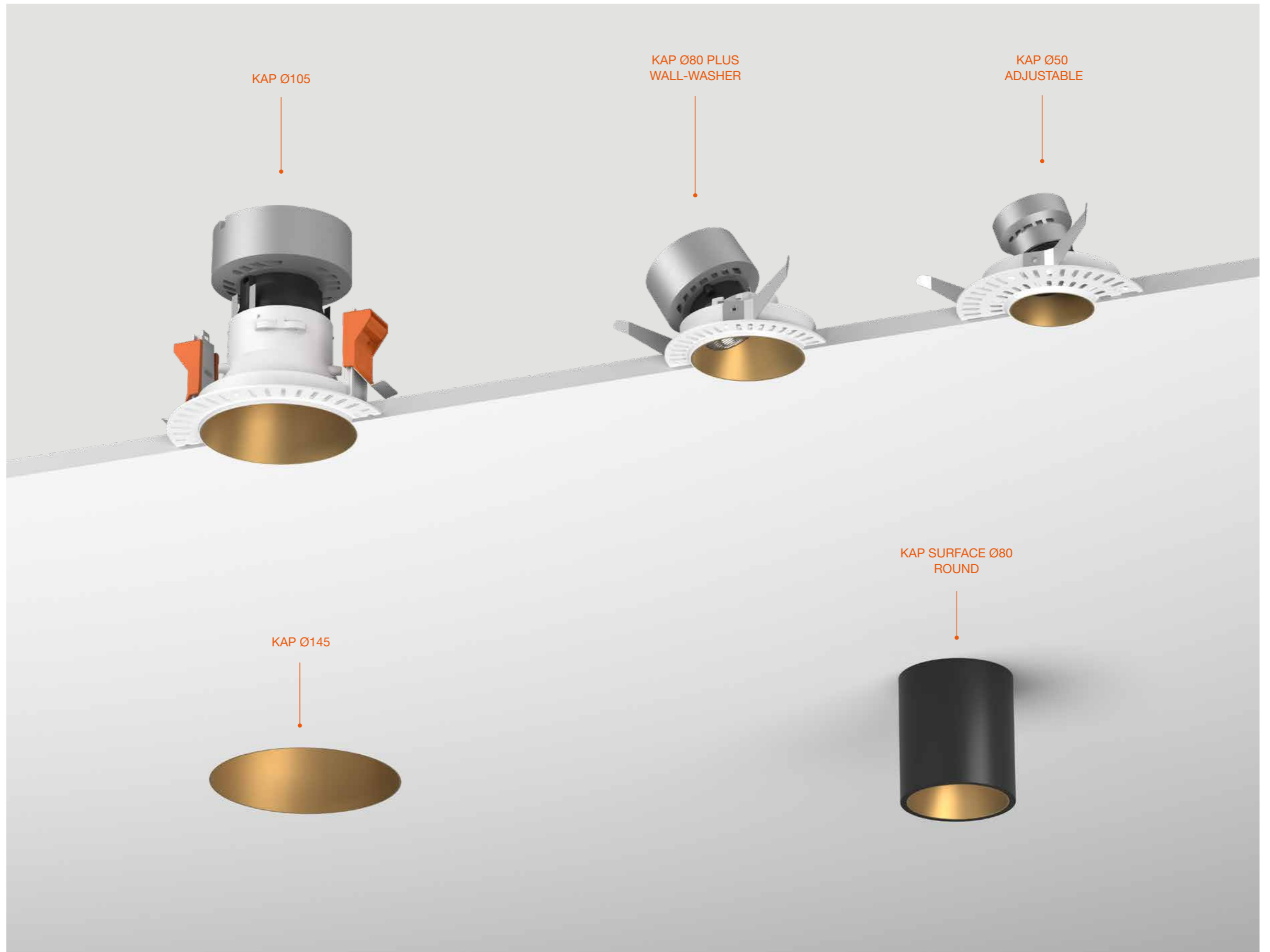
KAP





Un programma completo e versatile, capace di risolvere innumerevoli esigenze di progetto grazie all'incredibile varietà di dimensioni, potenze, finiture ed accessori disponibili.

A complete and versatile program capable of meeting innumerable project needs thanks to the incredible variety of sizes, powers, finishes and accessories available.






KAP

Forma e funzione combinati in un apparecchio tecnico capace di fondersi totalmente con l'architettura grazie al dettaglio del gruppo ottico senza bordi a vista.

Form and function are combined in a technical device that completely merges with the architecture thanks to the details of the optical unit with no visible edges.

1 L'apparecchio include nel corpo principale un radiatore per il controllo della temperatura.
The main body of the luminaire contains a radiator for temperature control.

2 Il corpo comprende un diffusore realizzato in materiale termoplastico che favorisce una perfetta distribuzione della luce nei piani orizzontali.
The housing includes a thermoplastic diffuser which ensures a perfect light distribution on horizontal surfaces.



1



2

EASY KAP

Le performance e le finiture di Kap, declinate in un modello piú versatile e maneggevole che aumenta la semplicità d'installazione grazie al gruppo ottico con bordo a vista.

The performance and finishes of Kap are applied to a more versatile and manageable model that increases the simplicity of installation thanks to the optical unit with a visible edge.

3 Dissipatore ad alte prestazioni in alluminio pressofuso.
High performance sink in die-cast aluminum.


4 Un sottile bordo in aggetto aiuta a nascondere eventuali imperfezioni nel soffitto e garantisce un'installazione impeccabile.
A thin, protruding edge helps hiding any imperfections in the ceiling and guarantees a flawless installation.




3



4



Private House, Italy



Private House, Italy



KAP dim to warm rappresenta l'avanguardia nel controllo della temperatura colore. L'esclusiva tecnologia dim to warm copre un range che va da 2850K a 1800K con un'ottima resa cromatica attraverso un impeccabile controllo sincronizzato di intensità luminosa e temperatura di colore. Il sistema simula la dimmerazione delle tradizionali lampade incandescenti sfruttando il meglio della tecnologia LED attuale.

KAP dim to warm represents the state of the art in color temperature control. The unique dim to warm technology covers a range from 2850K to 1800K with optimal color performance thanks to a flawless synchronized control of light intensity and color temperature. The system simulates the regulation of traditional incandescent lamps exploiting the best current LED technology.

2850K  1800K



KAP 50

Il nuovissimo Kap 50 completa l'offerta in gamma con una soluzione compatta e performante che grazie alle tecnologie LED di nuova generazione assicura prestazioni di rispetto nonostante le sue dimensioni ridotte.


The recently launched Kap 50 completes the range with a compact, high-performance solution that, thanks to new-generation LED technologies, guarantees optimal performance despite its small dimensions.




KAP 50 ADJUSTABLE

Dimensioni compatte e grande flessibilità grazie alle mini versioni orientabili, ideali per applicazioni domestiche e alberghiere.

Compact dimensions and great flexibility thanks to the mini adjustable versions, perfect for home and hotel applications.





Hotel Brooklyn, New York

Nei KAP 80 e, come optional, nei KAP 105 e Square, la cornice di installazione trim si installa con il sistema rapido Fast&Perfect esclusivo di FLOS.

In the KAP 80 and, as an option in the KAP 105 and Square, the trim installation frame is installed with the exclusive FLOS Fast&Perfect system.

Disponibile box per installazione sul soffitto in cemento.

Available can for the installation in cement ceilings.



KAP SQUARE

La purezza del quadrato è disponibile in alternativa alla classica versione con riflettore circolare per tutte le soluzioni in gamma.


For all the solutions in the range, the purity of the square is available as an alternative to the classic version with a circular spotlight.



KAP ADJUSTABLE

Corpo orientabile con meccanismo di blocco del puntamento integrato. Ideale in abbinamento a ottiche intensive per regie di luce flessibili e ad alto contrasto.

Rotary body with integrated focal points locking mechanism. Perfect combined with intensive optics for flexible, high-contrast lighting controls.



KAP DEEP

Ottica a doppio fuoco ideale per la gestione di ambienti con doppi volumi o altezze elevate.



Dual-focus optics, ideal for managing environments with double volumes or high heights.



KAP WALL-WASHER

Ottica asimmetrica per l'illuminazione uniforme di piani verticali. Dona all'ambiente profondità e maggiore luminosità percepita.

Asymmetric optic for uniform lighting of vertical surfaces. Provides depth and greater perceived brightness to the room.





United Nations,
Geneva

Con lo stesso design di Kap 80, Kap 80 Plus si distingue grazie all'esclusivo dissipatore dedicato che incrementa la performance del prodotto mantenendo inalterata la qualità dell'effetto luminoso.

With the same design as Kap 80, Kap 80 Plus stands out thanks to the exclusive dedicated sink, which improves the product's performance without altering the quality of the lighting effect.

Tutti gli Easy Kap 80 LED hanno incluso un diffusore opale che si può montare per aumentare il comfort visivo e la schermatura dell'apparecchio di illuminazione.


All the Easy Kap 80 LED have an opaline diffuser that can be assembled to increase visual comfort and screening of the luminaire.

Effetto No Trim grazie ad un nuovo sistema di montaggio. Il montaggio a baionetta consente la sostituzione della lampada senza necessità di utilizzare utensili.

Total No Trim effect achieved due to a new installation system. The bayonet-based assembly allows to replace the lamp without using any particular tools.

Nell'apparecchio è incorporato un diffusore realizzato in materiale termoplastico per ottenere una perfetta distribuzione della luce sui piani orizzontali.

The luminaire includes a thermo-plastic diffuser which ensures a perfect light distribution on horizontal surfaces.





EASY KAP Ø50
FIXED



EASY KAP Ø50
ADJUSTABLE



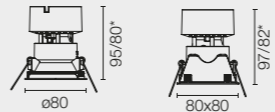
LED ARRAY
7,5W



EASY KAP 80 / EASY KAP 80 PLUS
FIXED



LED ARRAY
UP to 13W



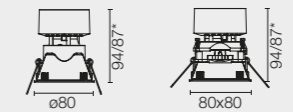
Easy Kap Plus / Easy Kap*

EASY KAP 80 / EASY KAP 80 PLUS
ADJUSTABLE



LED ARRAY
Dim-To-Warm
13W

QR-CBC 51
max 50W
- OR -
LED QR-CBC 51

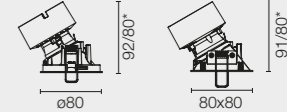


Easy Kap Plus / Easy Kap*

EASY KAP 80 / EASY KAP 80 PLUS
WALL-WASHER



PAR 16
max 50W
- OR -
LED PAR 16

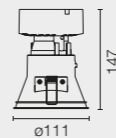


Easy Kap Plus / Easy Kap*

EASY KAP Ø105
FIXED



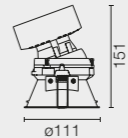
LED ARRAY
23W



EASY KAP Ø105
ADJUSTABLE



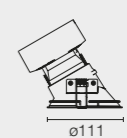
QR-CBC 51
max 50W
- OR -
LED QR-CBC 51




EASY KAP Ø105
WALL-WASHER



PAR 16
max 50W
- OR -
LED PAR 16



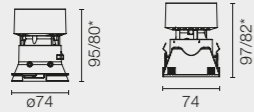


KAP 80 / KAP 80 PLUS
FIXED



LED ARRAY
UP to 13W

LED ARRAY
Dim-To-Warm
13W



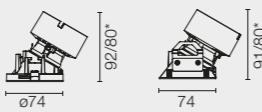
Kap Plus / Kap*

KAP 80 / KAP 80 PLUS
WALL-WASHER



QR-CBC 51
max 50W
- OR -
LED QR-CBC 51

PAR 16
max 50W
- OR -
LED PAR 16



Kap Plus / Kap*

KAP 80 / KAP 80 PLUS
ADJUSTABLE

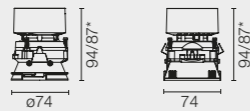


LED ARRAY
UP to 13W

LED ARRAY
Dim-To-Warm
13W

LED QR-CBC 51
max 8W

LED PAR 16
max 8W



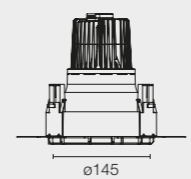
Kap Plus / Kap*



KAP Ø145



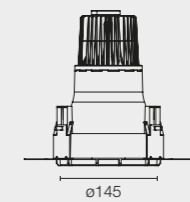
LED ARRAY
17W




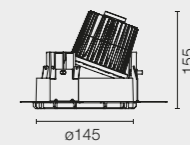
KAP Ø145
DEEP



PHOSPHOR LED
17W



KAP Ø145
WALL-WASHER



B1 Bianco
B1 White



GL Oro Opaco
GL Matt Gold



BU Blu
BU Blue




74 Nero
74 Black



CU Rame
CU Copper



ROUND Ø80	CEILING Ø100	WALL Ø100	SUSPENSION Ø100
SQUARE 80			
LED ARRAY 9,2W		POWER LED 9W	



	KAP 80 ROUND / SQUARE			
Esterno / Outside	11 Bianco 11 White	AN Nero AN Black	18 Deep Brown 18 Deep Brown	
Interno / Inside	Bianco White	Oro Satinato Matt Gold	Rame Copper	Nero Black
	KAP Ø100			
Esterno / Outside	11 Bianco 11 White	AS Alluminio Spazzolato AS Brushed Aluminium	AN Nero Black AN Black	B3 Marrone B3 Brown
Interno / Inside	Bianco White	Oro Satinato Matt Gold	Blu Blue	Nero Black



**LIGHT SNIPER
2020**

2020

**LIGHT SNIPER
2020**

2020

2020

LIGHT SNIPER

Collezione di apparecchi ad incasso di dimensioni ridotte, con massimo comfort visivo e schermatura totale. Il programma soddisfa tutte le esigenze illuminotecniche sia in applicazioni residenziali che in ambienti altamente professionali, quali uffici, centri commerciali e zone di ricevimento. Light Sniper 2020 presenta apparecchi ad incasso per l'illuminazione d'accento, fissi e orientabili.

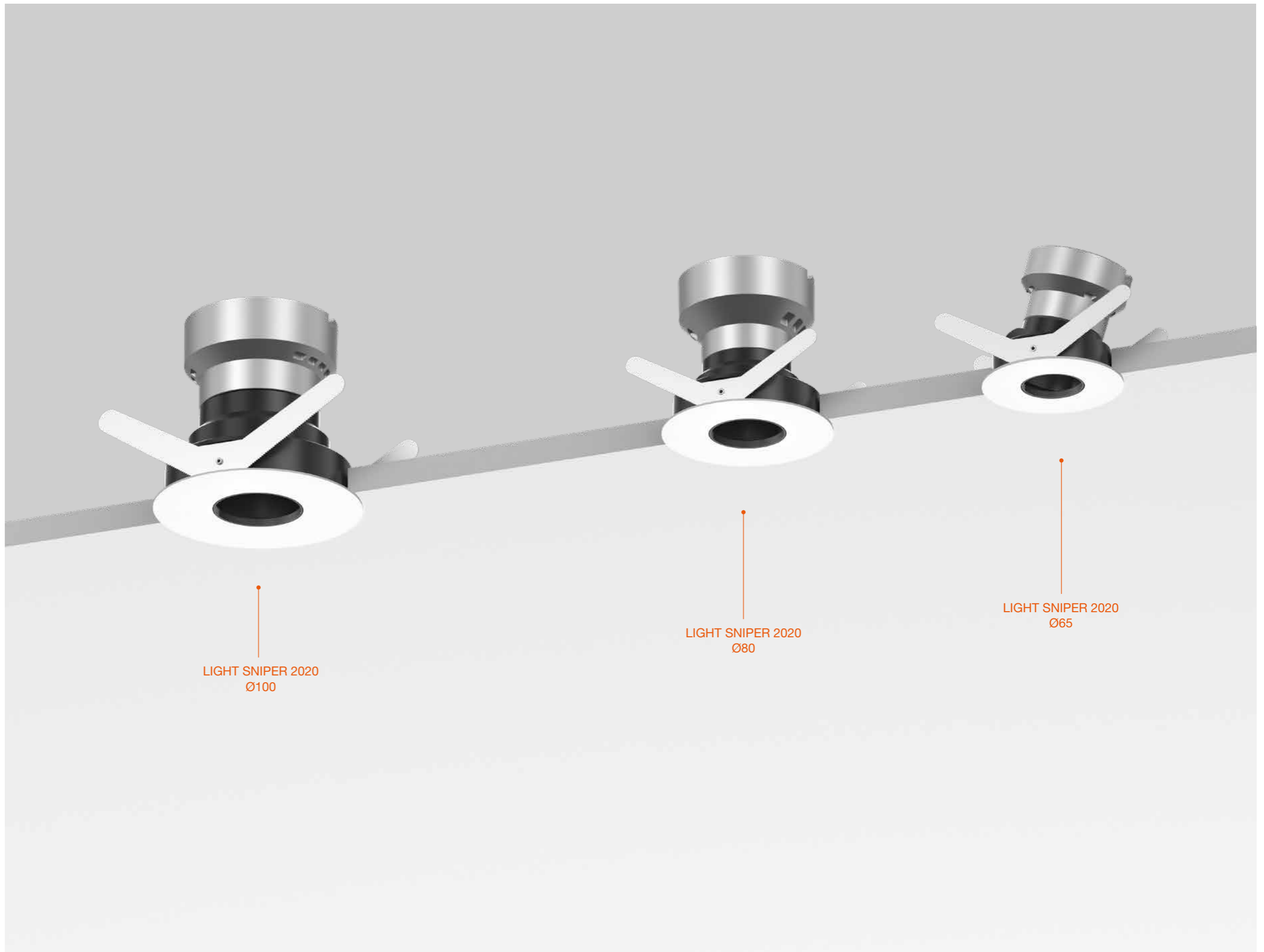
Collection of small-sized embedded downlights with maximum visual comfort and total screening to satisfy all the lighting demands that might arise both in residential applications and in highly professional and specialised contexts, such as offices, shopping areas and reception areas. Light Sniper 2020 features recessed devices for accent lighting, which can be fixed or adjustable.

LIGHT SNIPER 2020



Un nuovo programma completo di incassi declinato in tre dimensioni per coprire tutte le esigenze di progetto. Ogni modello è disponibile in versione fissa e orientabile.

A brand new programme of built-in downlights developed in three versions to cover all project needs. Each model is available in a fixed and adjustable version.







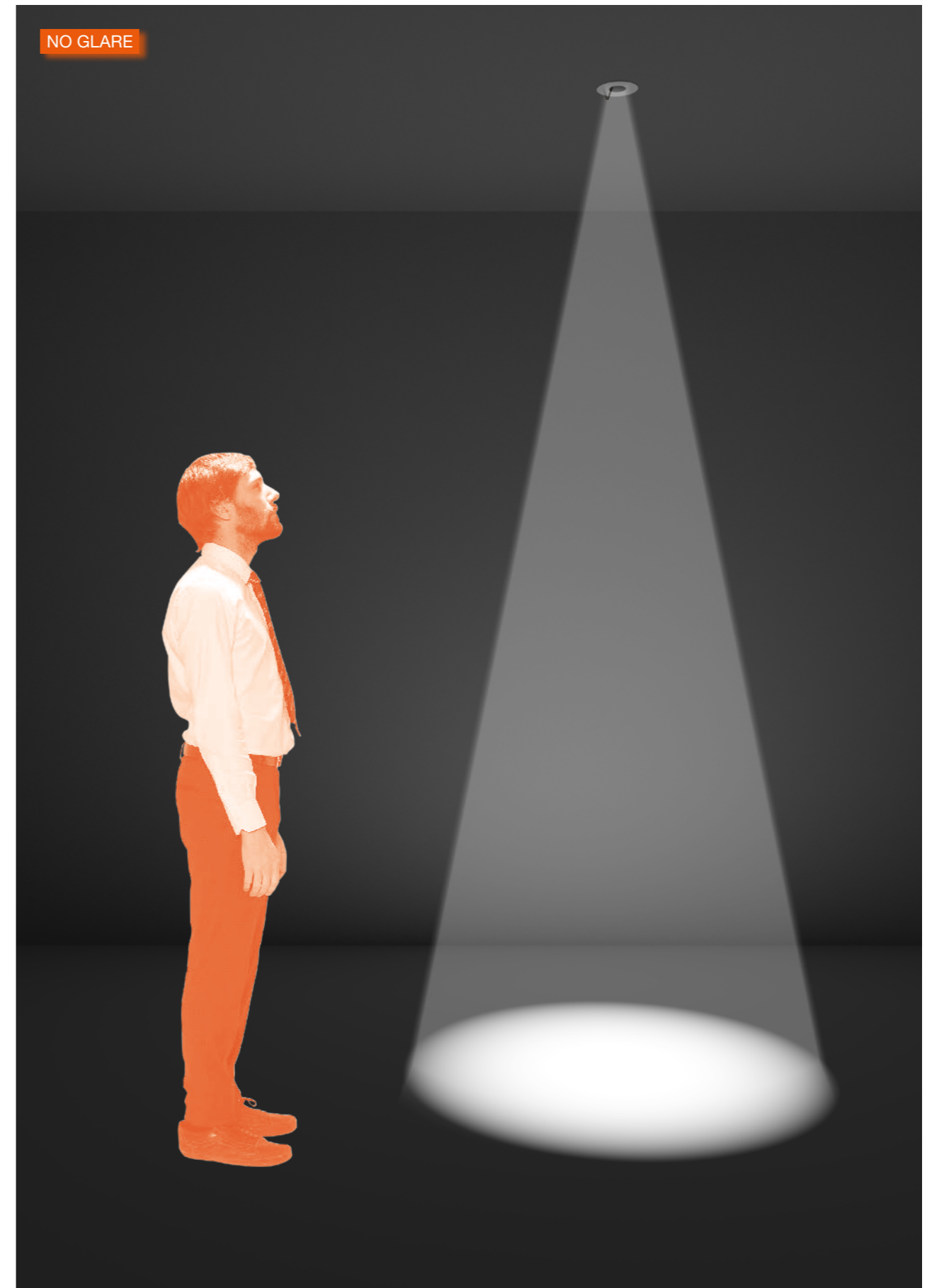
Light Sniper 2020 orientabile dispone di un sistema preciso e affidabile sia per la rotazione che per l'inclinazione, anche con il prodotto già installato. Il corpo ottico è stato sviluppato per eliminare l'abbagliamento della sorgente luminosa.


The adjustable Light Sniper 2020 features a precise and reliable system for both rotation and tilt, even with the product already installed. The optical body has been developed to eliminate glare from the light source.



Estetica essenziale e massima facilità di installazione grazie alla flangia di spessore ridotto che copre eventuali difetti nella superficie del foro d'installazione. Dissipatore in alluminio dedicato per ottimizzare l'efficienza del prodotto senza penalizzare le dimensioni ridotte d'incasso.

Essential aesthetics and maximum ease of installation thanks to the reduced thickness of the edge that covers any defects on the surface of the installation hole. Specific aluminum sink to optimize the efficiency of the product without affecting the reduced recess dimensions.





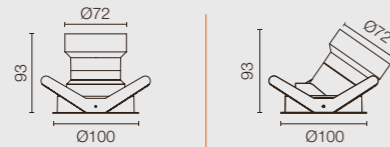
LED ARRAY
7,5W



LED ARRAY
11W




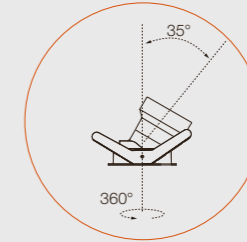
LED ARRAY
16,5W



11 Bianco
11 White



Può essere ruotato di 360° e orientato di 35°.
Can be rotated 360° and swivelled 35°.



FLOS
CONTROL BY CASAMBI



c1 C

C1 C1 C1 C1 C1 C1 C1
C1 C1 C1 C1 C1 C1 C1

1 c1

La semplicità del cilindro nasconde un meccanismo intelligente che permette di ottenere una flessibilità incredibile del corpo illuminante.

The simplicity of the cylinder hides an intelligent mechanism that allows for an amazing flexibility of the lighting body.

C1





La gamma è composta da due dimensioni progettate per applicazioni a plafone e a parete. La gamma di potenze disponibili ed il parco ottiche dedicato rendono C1 un prodotto ideale per applicazioni in Hotel e ambienti domestici.

The range consists of two sizes, designed for ceiling or wall applications. The range of available powers and the dedicated optics kit make C1 ideal for applications in hotels and homes.



- 1 WALL DOWN
- 2 WALL UP&DOWN
- 3 CEILING






Il gruppo ottico arretrato all'interno del corpo nasconde la sorgente luminosa alla vista controllando la luminanza diretta per un effetto comfort totale. Lo speciale snodo integrato nel corpo del prodotto permette di estrarlo ed orientarlo sulla base di 70° sull'asse verticale e 360° sull'asse orizzontale.

The optic group, placed far back on the body, hides the light source from the eye while controlling the direct illuminance for an absolute comfort effect. The special node, integrated into the product's body, allows it to be removed and directed at the base 70° on the vertical axis and 360° on the horizontal axis.



Le versioni a parete sono disponibili per applicazioni mono e biemissione. Le lenti integrate nel prodotto garantiscono una distribuzione della luce morbida e diffusa per la luce generale della stanza.

The wall-mounted versions are available for single and double emission applications. The lenses integrated in the product guarantee a soft and diffuse light distribution for general room lighting.



Nelle applicazioni in cui sia necessaria una luce per la lettura è disponibile un'emissione puntuale concentrata, ideale per creare uno scenario rilassante durante le ore notturne.

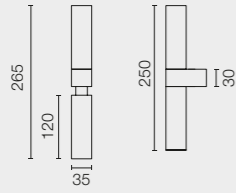
In applications where reading light is required, a concentrated spot emission is available, which is ideal for creating a relaxing scene during the night hours.



WALL UP&DOWN
SMALL



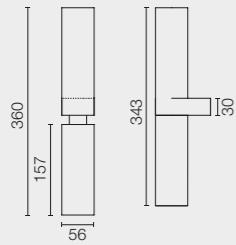
LED ARRAY
8W



WALL UP&DOWN
LARGE



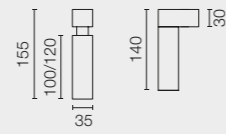
LED ARRAY
12W



WALL DOWN
SMALL



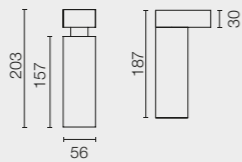
LED ARRAY
4W



WALL DOWN
LARGE



LED ARRAY
6W



CEILING
SMALL



LED ARRAY
4W



CEILING
LARGE



LED ARRAY
6W



40 Bianco
40 White

14 Nero
14 Black



Spot



Flood

FLOS
CONTROL BY CASAMBI



FIND ME
ME FIND
FIND ME
ME FIND
FIND ME
ME FIND

Faretto di illuminazione per interni con sorgente luminosa LED. Disponibile in tre versioni: versione Mono Point, consistente in un corpo cilindrico estraibile che nella posizione "incassata" svolge la funzione di downlight e, una volta estratto, si trasforma in un faretto orientabile, versione Double Point, consistente in un'unica scatola ad incasso dove alloggiavano i faretti e la versione Suspension.

Interior lighting spotlight with LED light source. Available in three versions: Mono Point version, consisting of a removable cylindrical housing which, in its upper position, acts as a downlight, and in its lower position, becomes a directional spotlight, Double Point version, consisting of a recessed box which houses two spotlights and a Suspension version.

FIND ME




Un'icona senza tempo. Find Me reinterpreta l'archetipo del proiettore tradizionale attraverso dettagli di stile e ricercatezza nell'installazione che lo rendono unico e inimitabile.

A timeless icon. Find Me reinterprets the traditional projector archetype through stylish and refined installation details that make it unique and inimitable.





Questo ingegnoso apparecchio per interni, incassato e orientabile, racchiude un design ultra-minimalista. Find Me 0 riduce le dimensioni del proiettore ai minimi termini reinterpretando in scala ridotta il talento del fratello maggiore Find Me.

This ingenious, recessed and adjustable indoor device features an ultra-minimalist design. Find Me 0 minimizes the size of the projector, reinterpreting the talent of its big brother Find Me on a small scale.





Il Sereno Hotel, Italy






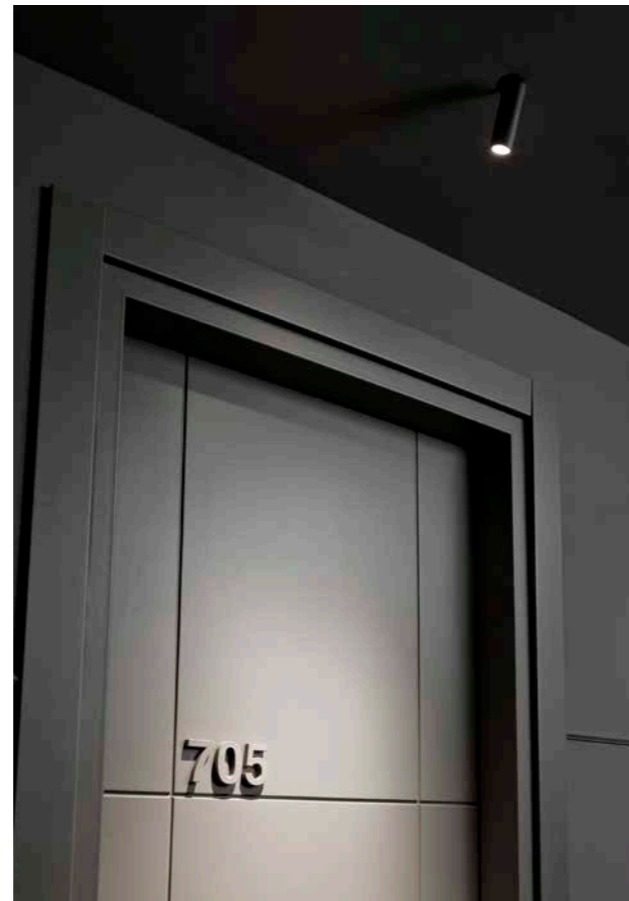
Orientabile ed oscillante grazie alla sua base in grado di ruotare a 360° e al suo braccio in zamak orientabile fino a 70°.

Directional and tilting thanks to its base with 360° rotation capacity and to its arm made of zamak, directional up to 70°.

Sistema di spostamento mediante raccordi elastici su una guida dentata che permettono ai faretti di nascondersi, rimanendo completamente integrati nell'ambiente.

An adjustment system with elastic flanges on a toothed guide, permits concealing the spotlights, thus becoming totally integrated into the environment.






Hotel Colombo, Italy
Top

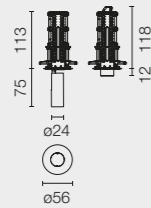


Carbonado Energy,
South Africa


FIND ME 0
TRIM / NO TRIM



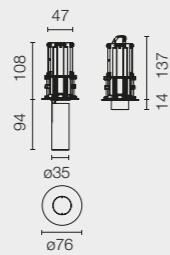
POWER LED
3,5W



FIND ME 1
TRIM / NO TRIM



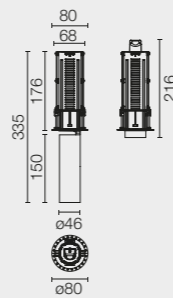
POWER LED
6W



FIND ME 2
TRIM / NO TRIM



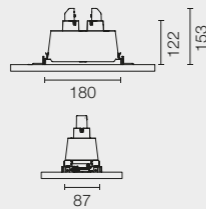
POWER LED
10,5W



FIND ME 1
DOUBLE POINT



POWER LED
2X6W



FIND ME 1
SUSPENSION



POWER LED
6W



FIND ME MONO POINT

30 Bianco
30 White

06 Cromo
06 Chrome


14 Nero
14 Black



FIND ME DOUBLE POINT

30 Bianco
30 White

14 Nero
14 Black



FIND ME SUSPENSION

30 Bianco
30 White

06 Cromo
06 Chrome

14 Nero
14 Black



Colori del Cilindro Schermante (compresi)
Screening Cylinder Colours (included)

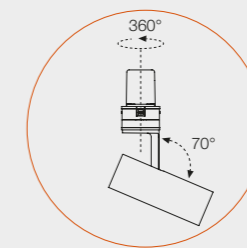
Arancio
Orange

Viola
Violet

Nero
Black



Può essere ruotato di 360° e orientato di 70°.
Can be rotated 360° and swivelled 70°.



FLOS
CONTROL BY CASAMBI




UT
 UT UT
 UT UT
 UT
 UT
 UT
 UT
 UT

Collezione di proiettori LED ad alta potenza dal design minimalista ed elegante. Ampia varietà di soluzioni, con fonti luminose e ottiche che possono risolvere qualunque necessità di illuminazione. Possibilità di installazione su binario trifase per la massima flessibilità o a soffitto per una migliore integrazione nell'architettura. Efficienza e affidabilità.

A collection of minimalist and elegant high-power LED projectors. A wide range of solutions with light sources and optics for all your lighting needs. Possibility of installing a three-phase track for maximum flexibility or ceiling installation for a better integration in the architecture. Efficiency and reliability.

UT





Victoria Beckham Store,
London


UT SPOT

Proiettore professionale ad alta performance disponibile con un'ampia varietà di effetti luminosi.

High performance professional projector available with a wide range of lighting effects.

1 Ottica multi-chip per ottenere angoli di apertura molto stretti.
Multichip optical design to achieve very narrow beam angles.


2 Versione wall-washer disponibile nella versione track da Ø86.
A wall-washer version is available in Ø86 track version.



UT SPOT ALL WHITE

Nuove versioni realizzate nell'esclusiva finitura "all white" per la massima integrazione nell'ambiente.


New versions with the exclusive "all white" finish for the best possible integration into the environment.



UT PRO SURFACE


Versioni per installazione in superficie con basetta integrata e regolatore di potenza incluso.

Versions for surface installation with integrated base and power regulator included.






Flos Booth Euroshop Fair, Germany




Central European University, Budapest
Bottom

Boutek, Milan
Top




- 1 UT SPOT TRACK Ø57
- 2 UT SPOT TRACK Ø86 WALL-WASHER
- 3 UT DOWNLIGHT Ø86
- 4 UT PRO SURFACE 150



Un programma professionale completo ideale per gestire qualsiasi applicazione retail. Il parco ottiche esteso, le potenze e la versatilità che caratterizza ogni modello rendono la gamma UT una soluzione perfetta per ogni tipo di esigenza tecnica all'interno di uno spazio espositivo.

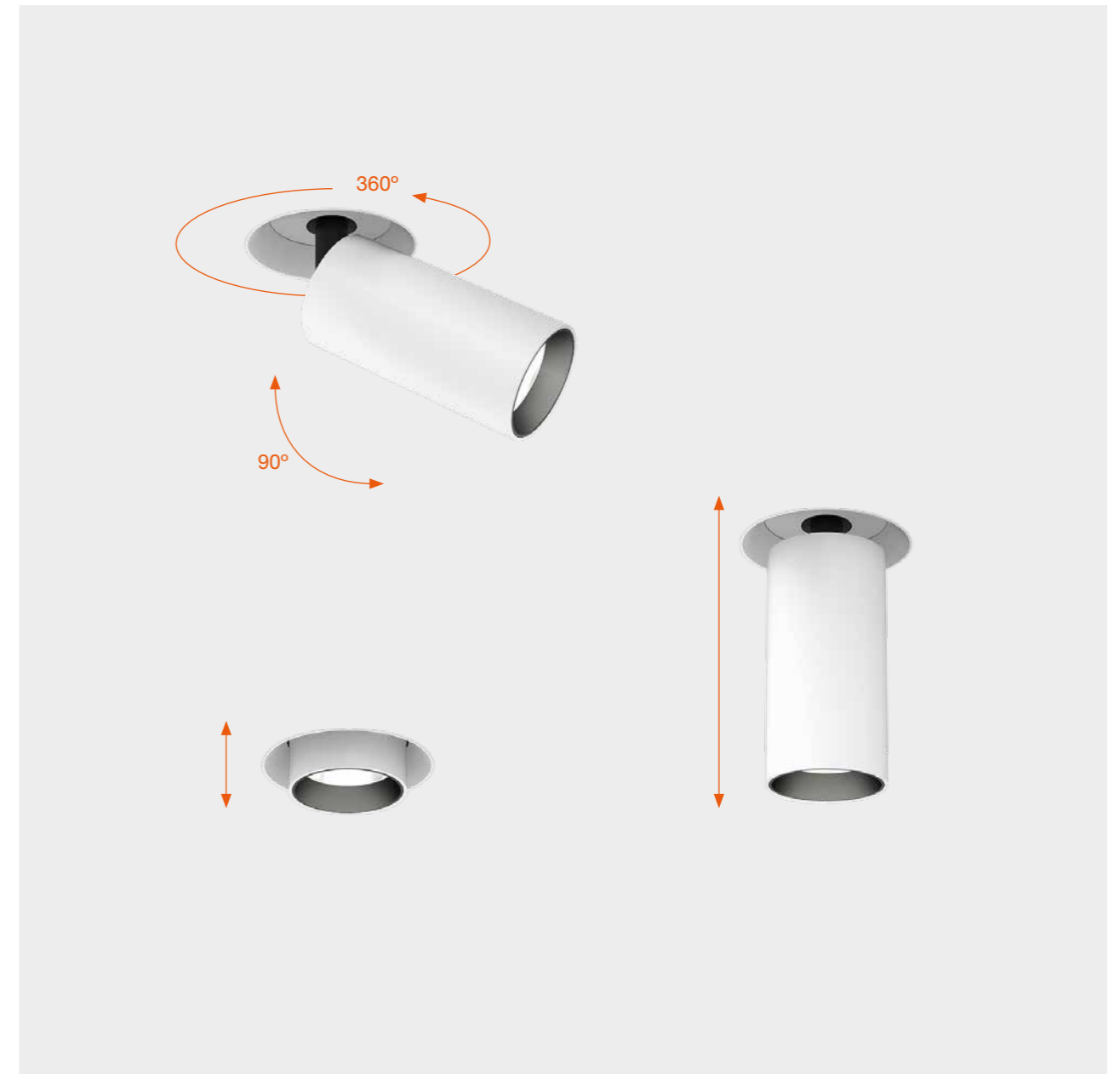
Complete professional program, ideal for controlling any retail application. The extended optics kit, powers and versatility that characterize each model make the UT range the perfect solution for any technical requirement of display areas.





Sistema di regolazione tramite una guida dentata che consente di nascondere i proiettori, integrandoli nell'ambiente.

An adjustment system on a toothed guide permits concealing the spotlights, thus becoming integrated into the environment.

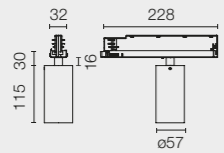




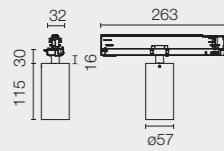
TRACK
Ø57



LED ARRAY
23,5W



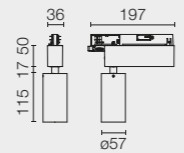
Dali Version



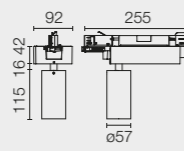
TRACK
Ø57



LED ARRAY
21,5W



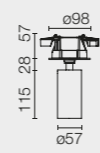
Dali Version



CEILING
Ø57



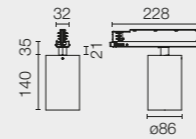
LED ARRAY
21,5W



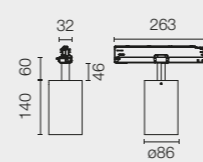
TRACK
Ø86



LED ARRAY
HIGH PERFORMANCES
PHOSPHOR LED
35,5W



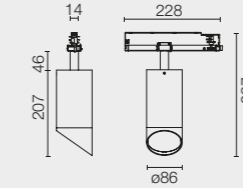
Dali Version



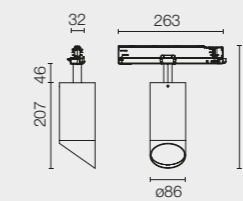
TRACK
WALL-WASHER
Ø86



LED ARRAY
HIGH PERFORMANCES
35,5W



Dali Version


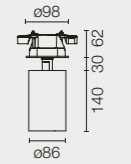


CEILING
Ø86




PHOSPHOR LED
34W / 29W


LED ARRAY
HIGH PERFORMANCES
33W




Super Spot



Spot



Medium



Flood

30 Bianco
30 White

14 Nero
14 Black

30.78 All White
30.78 All White

30 Bianco
30 White

14 Nero
14 Black

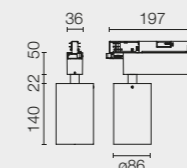
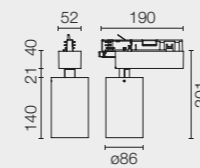


TRACK
Ø86

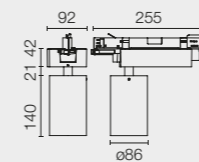


PHOSPHOR LED
33W / 29W

LED ARRAY
HIGH PERFORMANCES
33W



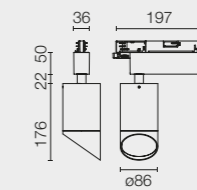
Dali Version



TRACK
WALL-WASHER
Ø86



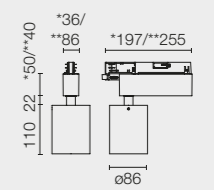
LED ARRAY
HIGH PERFORMANCES
33W



TRACK
MULTICHIP
Ø86

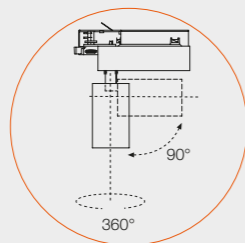


TOP LED
11,5W



*Dimable/Non Dimable
**Dali Version

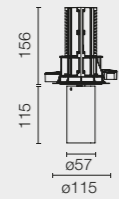
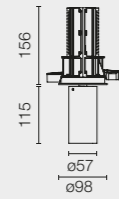
Può essere ruotato di 360° e orientato di 90°.
Can be rotated 360° and swivelled 90°.



TRIM / NO TRIM
Ø57



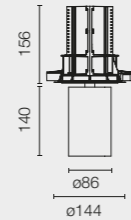
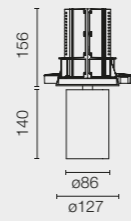
LED ARRAY
18W



TRIM / NO TRIM
Ø86



LED ARRAY
HIGH PERFORMANCES
27W



Spot



Medium



Flood

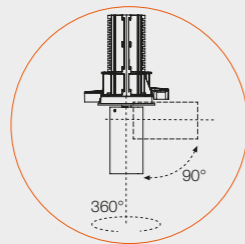
□ 30 Bianco
30 White



■ 14 Nero
14 Black



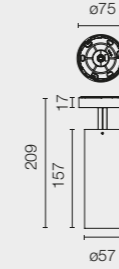
Può essere ruotato di 360° e orientato di 90°.
Can be rotated 360° and swivelled 90°.



UT PRO SURFACE
150



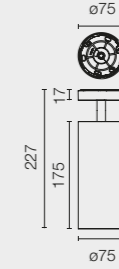
LED ARRAY
23,5W



UT PRO SURFACE
175



LED ARRAY
35W



Spot



Medium



Flood

□ 30 Bianco
30 White



■ 14 Nero
14 Black



BON

BON JOUR

BON JOUR BON JOUR

BON JOUR BON JOUR

BON JOUR

BON JOUR BON JOUR

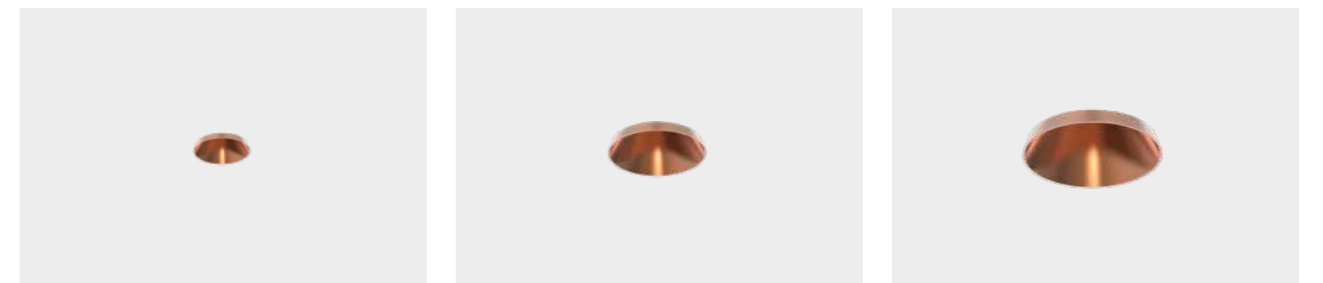
BON JOUR BON JOUR

JOUR

Elementi ad incasso LED dal design particolare, grazie al bordo di piccole dimensioni che definisce la presenza dell'apparecchio d'illuminazione. Disponibile in tre misure, con diverse ottiche per una maggiore personalizzazione. Linee pure accentuate dalle finiture raffinate, nelle versioni neutre e metallizzate.

Recessed LED with an unusual design, thanks to the small edge that defines the presence of the luminaire. Comes in three sizes with different optics for a better personalisation. Pure lines highlighted with the refined finishes, in neutral and metal plated versions.

BON JOUR





Bon Jour sfrutta un iconico recuperatore conico a vista caratterizzato da un'esclusiva geometria interna che permette di eliminare completamente l'abbagliamento visivo fornendo al tempo stesso una meravigliosa illuminazione diffusa.

Bon Jour exploits an iconic conical light retriever visible after the installation. It is characterized by a unique internal geometry allowing it to completely eliminate visual glare and providing beautiful diffuse lighting at the same time.



Un prodotto unico nel suo genere, Bon Jour reinterpreta il concetto di downlight attraverso un design unico abbinato a materiali e finiture di altissima qualità.

A unique product in its category, Bon Jour reinterprets the concept of downlighting through a remarkable design combined with the highest quality materials and finishes.





BON JOUR
Ø45



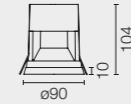
POWER LED
6W




BON JOUR
Ø90



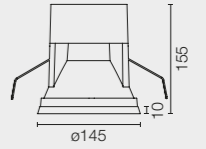
LED ARRAY
13,5W



BON JOUR
Ø145




LED ARRAY
27W



□ 01 Bianco
01 White


■ CU Rame
CU Copper

■ 14 Nero
14 Black



FLOS
CONTROL BY CASAMBI






FORT KNOX WALL

Incredibilmente compatto e discreto, Fort Knox Wall caratterizza l'ambiente con una luce indiretta estremamente controllata e omogenea.

Incredibly compact and discreet, Fort Knox Wall characterizes the environment with extremely controlled and homogeneous indirect light.


Livella integrata per una facile installazione. Esclusiva lente ad alta efficienza che riesce a orientare il fascio di luce verso l'alto.
Level for easy, integrated installation. Highly efficient lens which directs the beam of light upwards.



FORT KNOX WALL MINI


La forte asimmetria dell'effetto consente di gestire in maniera semplice gli spazi più complessi anche nella nuova versione miniaturizzata Fort Knox Wall Mini.

The strong asymmetry of the effect eases the management of the most complex spaces even in the new miniaturized version Fort Knox Wall Mini.



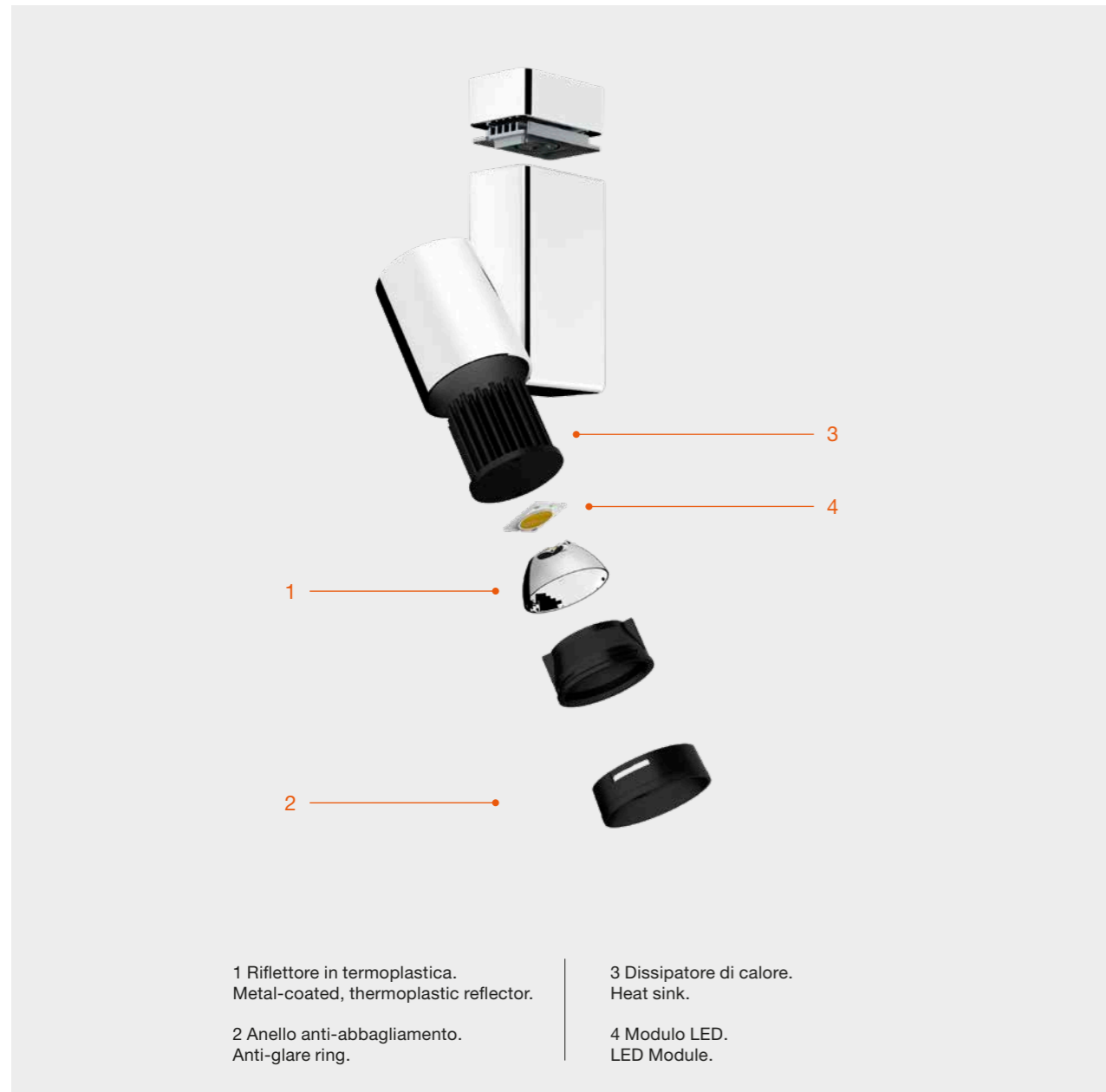


Sensory Apartment
Palazzo Poste, Italy



Il proiettore condivide il design inconfondibile delle versioni a parete. La sorgente arretrata è abbinata ad un anello anti-abbagliamento per un comfort visivo ottimale.

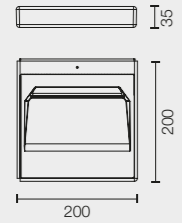
The projector shares the unmistakable design of the wall versions. The source, placed far back on the body, is combined with an anti-glare ring for optimal visual comfort.



FORT KNOX
WALL



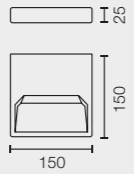
POWER LED
32W



FORT KNOX
WALL MINI



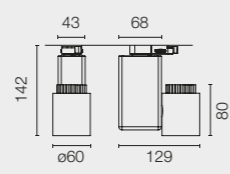
POWER LED
25W



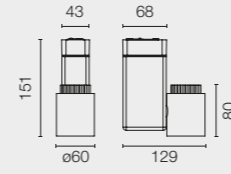
FORT KNOX
TRACK



LED ARRAY
9W / 14W



FORT KNOX
CEILING



Asymmetric
Flood



Spot



Medium




Wide Flood

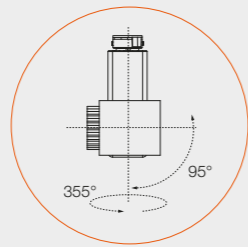
40, 30 Bianco
40, 30 White

05 Alluminio Lucido
05 Polished Aluminium

14 Nero/RAL 9005
14 Black



Può essere ruotato di 355° e orientato di 95°.
Can be rotated 355° and swivelled 95°.



SOPHISTICATED COMMODITIES

Led Curtain, Moonline, In-Finity, Circle of Light,
Light Cut Mini, Super Flat, Light Bell, Led Squad,
Thin Led, Wall System, Solid Pure, Pure Spot,
Pure Downlight, Light Shooter, Light Supply,
Light Soldier, Johnny, Compass Box Recessed,
Compass Box Surface, Battery, Micro Battery,
Wan Spot, Wan Downlight, Anthony Downlight,
Compass, Decofix, G-O, The BlockOfLight,
Giano, Box.

LED CURTAIN

Designed by Flos Architectural

Apparecchio ad incasso con sorgente luminosa LED. Appositamente progettato per illuminazioni wall-washer, Led Curtain contiene lenti ellittiche che danno una perfetta distribuzione luminosa. La famiglia Led Curtain è prodotta in varie lunghezze modulabili tra loro, in modo tale da potersi adattare facilmente ai diversi spazi e, grazie alle sue ridotte dimensioni, si integra facilmente nell'architettura.

Family of circular ceiling-mounted recessed luminaires, which are totally integrated owing to Soft Architecture technology. The Circle of Light is comprised of an outer frame made with composite that houses a metal structure. This, in turn, acts as support for the latest generation LED spotlights. Its lenses optimise the luminous performance of the luminaire together with anti-glare cones that guarantee high visual comfort.



Find out more at flos.com/ledcurtain




Cosin Showroom, Spain

MOONLINE

Designed by Frank Sinnaeve and Stephan Gunst

L'illuminazione architettonica completamente integrata offre attraverso Moonline possibilità visive senza precedenti. I profili possono essere integrati facilmente in una profondità di montaggio minima di soli 5 cm. Le combinazioni di accoppiamento tridimensionali quasi infinite offrono una libertà senza precedenti per soddisfare tutte le ambizioni creative.

Fully integrated architectural lighting offers unprecedented visual possibilities through Moonline. The profiles can be easily integrated at a minimum installation depth of only 5 cm. The almost infinite three-dimensional matching combinations offer unprecedented freedom to satisfy all creative ambitions.



Find out more at flos.com/moonline



Flos Showroom, Spain



IN-FINITY

Designed by Flos Architectural

Per professionisti che cercano un impianto d'illuminazione principale per uffici o spazi pubblici: In-Finity è un sistema d'illuminazione LED che offre soluzioni adeguate per qualunque tipo di impianto, con apparecchi d'illuminazione disegnati per l'utilizzo sia come sorgente luminosa singola che come linea continua di luce. In-Finity non solo fornisce comfort visivo ed efficienza ma combina alte prestazioni con un'estetica impeccabile e una costruzione di massima qualità. Tutte le esigenze di un progetto possono essere soddisfatte avendo a disposizione tre larghezze del profilo, diverse alternative di installazione (incassata, trim e no trim, in superficie e a sospensione) e versioni di luce diffusa o spot per rispondere ai requisiti ambientali del progetto.

For lighting professionals looking for the backbone of a lighting installation for an office or public space project, the In-Finity LED lighting system offers coherent solutions suitable for any kind of installation, with luminaires designed for use as a single light source or arranged in an infinite light line. In-Finity delivers visual comfort and energy efficiency, combining high performance with impeccable aesthetics and top quality construction. All project needs can be satisfied with combinations of the three profile widths, the various installation options (recessed trim and no trim, surface-mounted and suspended) and diffuse or concentrated glare-free light versions to meet ambient design requirements.

Profilo modulare per installazione ad incasso. Disponibile in tre sezioni diverse (35, 70 e 100mm) può essere adattato a qualsiasi contesto architettonico grazie ad una estetica essenziale e puramente tecnica. L'emissione luminosa del profilo può essere personalizzata grazie agli schermi accessori disponibili per luce diffusa e luce controllata.

Modular profile for recessed installation. Available in three different sections (35, 70 and 100 mm). It can be adapted to any architectural environment thanks to its subtle and purely technical aesthetics. The profile's lighting emission can be customized thanks to the optional screens available for both diffuse and controlled light.



Find out more at
flos.com/infinity35




Find out more at
flos.com/infinity70




Find out more at
flos.com/infinity100

RECESSED



Porcelanosa Showroom,
Spain



Fantini Showroom, Italy





Gomarco Headquarters,
Spain

Profilo modulare per installazione a plafone e parete. Disponibile in tre sezioni diverse (35, 70 e 100mm) può essere adattato a qualsiasi contesto architettonico grazie ad una estetica essenziale e puramente tecnica. L'emissione luminosa del profilo può essere personalizzata grazie agli schermi accessori disponibili per luce diffusa e luce controllata.

Modular profile for ceiling and wall installation. Available in three different sections (35, 70 and 100 mm). It can be adapted to any architectural environment thanks to its subtle and purely technical aesthetics. The profile's lighting emission can be customized thanks to the optional screens available for both diffuse and controlled light.

SURFACE




Profilo modulare per installazione a sospensione. Disponibile in tre sezioni diverse (35, 70 e 100mm) può essere adattato a qualsiasi contesto architettonico grazie ad una estetica essenziale e puramente tecnica. L'emissione luminosa del profilo può essere personalizzata grazie agli schermi accessori disponibili per luce diffusa e luce controllata.

Modular profile for suspension installation. Available in three different sections (35, 70 and 100 mm). It can be adapted to any architectural environment thanks to its subtle and purely technical aesthetics. The profile's lighting emission can be customized thanks to the optional screens available for both diffuse and controlled light.

SUSPENSION



Fantini Showroom, Italy



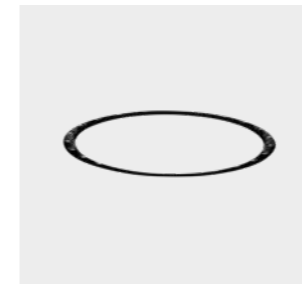
Sublime Store, Belgium

CIRCLE OF LIGHT


Designed by Flos Architectural

Famiglia di apparecchi circolari da incassare nel soffitto, completamente integrati grazie alla tecnologia Soft Architecture. Il Black Circle è formato da una cornice esterna realizzata in materiale composito che a sua volta alloggia una struttura metallica atta a fungere da supporto per i faretti LED di ultima generazione. Dispone di lenti che ottimizzano l'efficienza luminosa dell'apparecchio e di coni antiabbagliamento che garantiscono un alto comfort visivo.

Family of circular ceiling-mounted recessed luminaires, which are totally integrated owing to Soft Architecture technology. The Circle of Light is comprised of an outer frame made with composite that houses a metal structure. This, in turn, acts as support for the latest generation LED spotlights. Its lenses optimise the luminous performance of the luminaire together with anti-glare cones that guarantee high visual comfort.



Find out more at
flos.com/circleoflight

Private Hall Entrance,
Spain

LIGHT CUT MINI


Designed by Flos Architectural

Sistema strutturale integrato nell'architettura che permette l'installazione sia di apparecchi di illuminazione diretta che apparecchi di illuminazione indiretta. Il sistema Light Cut Mini può essere integrato con faretti LED di ultima generazione, faretti analogici o faretti ad alogenuri metallici. L'illuminazione ambientale è disponibile a fluorescenza, a LED ed a LED RGB.

A structural system integrated into the architecture, which permits mounting direct and indirect lighting gear. The Light Cut Mini system can be equipped with latest generation LED spotlights, halogen spotlights or metal halide spotlights. The ambient lighting is available in fluorescent, LED and in RGB LED lamps.



Find out more at
flos.com/lightcutmini



Fantini Showroom, Italy

SUPER FLAT

Designed by Flos Architectural


Famiglia di apparecchi di illuminazione generale (di minimo impatto grazie al loro profilo ridotto) con distribuzione luminosa diretta e indiretta. Dotata di sorgenti luminose LED che oltre ad offrire un flusso luminoso ottimale ed un alto comfort visivo, consentono di ridurre al minimo le perdite di energia.

Family of general lighting luminaires (minimal visual impact thanks to their reduced profile) with direct and indirect light distribution. Equipped with LED lighting sources that supply an optimal flow of light, great visual comfort and minimising energy losses.

SUSPENSION



Find out more at flos.com/superflat





Offices, Singapur



Defant's Club Gym, Italy

SURFACE



Gruppo C14 Offices, Italy



Park 51, Belgium

LIGHT BELL

Designed by Piero Lissoni

Apparecchio di illuminazione generale a sospensione da installare in ambienti interni. È dotato di sorgente luminosa LED di ultima generazione ad alta efficienza e di diffusore in termoplastica tecnica a basse perdite. Il riflettore dell'apparecchio in alluminio smussato è disponibile in diverse finiture all'interno ed esterno, e in vetro trasparente.

Suspended general lighting luminaire for indoor mounting. It has a high efficiency, latest generation LED light source and a low-loss technical thermoplastic diffuser. The luminaire reflector is made of spun aluminium, available in different patterns inside as well as outside and in transparent glass.



Find out more at
flos.com/lightbell



Havas, Belgium

LED SQUAD

Designed by Flos Architectural

Famiglia progettata per essere installata a plafone con sorgente luminosa LED ad alto rendimento. La famiglia è composta da strisce lineari di LED montate su microprofili in estrusione di alluminio di varie lunghezze e collegabili tra loro. Questi moduli di illuminazione si combinano con faretti di luce d'accento disponibili in tre ottiche.


Surface-mounted family with high performance LED light source. The collection is comprised of linear LED strips mounted on extruded aluminium micro-profiles of different lengths, which can be interconnected. These light modules are combined with accent spotlights available in three optics.

LED SQUAD



Find out more at
flos.com/ledsquad

LED SQUAD 1 / 2 SPOTS




Sublime Store, Belgium



Cocktail Bar, Spain

LED SQUAD MINI



Mobitec, Belgium



Archispazio Offices, Italy

THIN LED

Designed by Flos Architectural

Profilo a parete per illuminazione indiretta. Essenziale e minimale per una perfetta integrazione nello spazio architettonico circostante. Di dimensioni ridotte, ma con un altissimo rendimento luminoso, è un apparecchio unico per un'illuminazione asimmetrica perfettamente uniforme.

Wall-mounted profile for indirect lighting. Essential and minimal for perfect integration into the surrounding architectural space. Thin, but with really high lighting performances. A unique device for even and spotless asymmetrical lighting.



Find out more at
flos.com/thinled





Hotel Colombo, Italy

WALL SYSTEM


Designed by Antonio Citterio

Famiglia di apparecchi di illuminazione di piccole dimensioni per installazione a parete e fonti luminose LED. A un'unica scatola standard incassata a parete che contiene l'elettronica della lampada si può facilmente abbinare uno qualunque degli apparecchi della serie, tutti di ridottissime dimensioni.

Range of small, LED lighting devices designed for wall mounting. Any of the fittings in the range can be coupled, all being extremely small in size, with the single recessed standard casing containing the lamp's electronics.



Find out more at
flos.com/wallsystem



SOLID PURE

Designed by Knud Holscher




Find out more at
flos.com/solidpure


Programma di faretti per ambienti interni per l'illuminazione d'accento disponibile con sorgenti luminose LED ad alta potenza. La grande varietà di LED, unita alla disponibilità di un'ampia gamma di accessori, rendono questa famiglia di prodotti adatta a qualsiasi tipo di applicazione e, in particolare, in locali commerciali e in impianti altamente professionali. Le varie aperture del fascio luminoso permettono di soddisfare qualsiasi esigenza illuminotecnica. Disponibile in versione Dali e con possibilità di installazione a binario o direttamente al soffitto. Il particolare sistema di fissaggio a binario garantisce precisione, versatilità e facilità di uso.

Indoor spotlight programme for accent lighting, available in high power LED technology light sources. The large variety of LEDs, combined with the availability of a wide range of accessories, enable this family of products to adapt to any type of application, and in particular, to commercial premises, as well as highly professional facilities. The different light beam angles satisfy any lumino-technical requirement. Available in Dali version and with possibility of direct ceiling or track mounting. The singular track fixture system guarantees precision, versatility and facilitates use.

TRACK



CEILING



PURE

Designed by Knud Holscher


Proiettore da interni per luce d'accento. La disponibilità di un vasto corredo di accessori, rende questa famiglia particolarmente adatta ad ogni tipo di applicazione. L'esclusivo sistema di fissaggio a binario garantisce precisione, versatilità e facilità di utilizzo.

Indoor accent lighting projector. The family is suitable for any type of application thanks to its extensive set of accessories. The exclusive rail fixing system provides precision, versatility and ease of use.

SPOT



Find out more at
flos.com/purespot




Adm Denim Store,
Belgium

Downlight da interni per luce d'accento. La flessibilità del corpo ottico estraibile è ideale per ambiti retail e residenziali, fino ad utilizzi altamente professionali quali, ad esempio, le esposizioni museali.

Indoor downlight for accent lighting. The flexibility of the removable optical body is ideal for commercial and residential areas, and even for highly professional uses such as museum exhibitions.


DOWNLIGHT



Find out more at
flos.com/puredownlight



Nathan Baume Store,
Belgium



Val de Lasne, Belgium

LIGHT SHOOTER


Designed By Flos Architectural

Grazie al design compatto e alla forma conica offre elevato comfort visivo, facile installazione e una perfetta integrazione architettonica. Light Shooter orientabile dispone inoltre di un sistema preciso e affidabile sia per la rotazione che per l'inclinazione, anche con il prodotto già installato.


Thanks to its compact design and conical shape, it offers high visual comfort, easy installation and perfect architectural integration. The rotating Light Shooter also features a precise and reliable system for both rotation and tilt, even with the product already installed.



Find out more at
flos.com/lightshooter



Verdura Golf & Spa
Resort, Italy





Sublime Store, Belgium

LIGHT SUPPLY


Designed by Flos Architectural

Elementi ad incasso ad alta potenza con moduli LED di ultima generazione. Dimensioni compatte che presuppongono la massima integrazione nell'architettura. Disponibile in versione fissa, wall-washer e regolabile, anche con accessori professionali di schermatura.

High-power recessed elements with avant-garde LED modules. Compact size with maximum integration into the architecture. Comes in fixed, wall-washer and adjustable versions, with professional screening accessories.



Find out more at
flos.com/lightsupply




Sublime Store, Belgium

LIGHT SOLDIER


Designed by Flos Architectural

Con le varie collezioni di downlight, Flos può soddisfare la maggior parte delle esigenze illuminotecniche in edifici adibiti a servizi, in locali commerciali, nonché in ambienti domestici, grazie alla vastissima gamma di dimensioni, sorgenti luminose con prestazioni elevate e possibilità di schermature in grado di soddisfare qualsiasi richiesta del progettista.

With its different downlight series, Flos is capable of satisfying the majority of professional lighting needs in services buildings and commercial premises as well as in the home, thanks to its wide range of lights that includes several sizes, different types of lamps and power ratings. It has high luminous performance and offers the possibility of protective shields that are able to satisfy any requirements that designers may have.



Find out more at
flos.com/lightsoldier

Marqués De La Ensenada
Hotel, Spain

JOHNNY

Designed by Flos Architectural



Find out more at
flos.com/johnny



Proiettore versatile grazie alle due dimensioni disponibili e alla grande varietà di diversi tipi di installazione. Possibilità di massima integrazione nella versione a incasso o di grande presenza estetica nelle versioni a semi-incasso con finiture in materiali esclusivi. Dotato di sistema meccanico di rotazione, che ne garantisce l'efficienza, integrazione e stabilità nel tempo. Comprende versioni per l'installazione rapida senza cornice con sistema Fast&Perfect.

Versatile projector thanks to the two available sizes and the great variety of installation possibilities. Possibility of maximum integration in the recessed version, or of a stranger aesthetic presence in the semi-recessed versions with exclusive finishes. Fitted with a mechanical rotation system that ensures efficiency, integration and stability over time. Includes different versions for a fast frame-free installation with the Fast&Perfect system.

ROUND 80 RECESSED



ROUND 120 RECESSED



Johnny 80 / Johnny 80 a semi-incasso: sistema di orientamento basculante che consente di estrarre la testa del proiettore per un corretto posizionamento.

Johnny 80 / Johnny 80 Semi-recessed: with the tilt orientation system the spotlight head can be pulled and tilted in the desired direction.

Box per installazione a semi-incasso. Disponibile in finiture cemento, teak, bianco o nero a seconda delle versioni.

Box for semi-embedded installation. Available with cement, teak, white or black finishes, according to the versions.

SQUARE 80 RECESSED



SQUARE 80 SEMI-RECESSED



Johnny 120 / Johnny 120 a semi-incasso: sistema di orientamento meccanico che consente di estrarre la testa del proiettore per un corretto posizionamento.

Johnny 120 / Johnny 120 Semi-recessed: a mechanic orientation system that enables pulling the head out of the projector for a correct orientation.


Box per installazione a semi-incasso. Disponibile in finiture cemento, teak, bianco o nero a seconda delle versioni.

Box for semi-embedded installation. Available with cement, teak, white or black finishes, according to the versions.

SQUARE 120 RECESSED



SQUARE 120 SEMI-RECESSED




COMPASS BOX

Designed by Flos Architectural


Famiglia di apparecchi per l'illuminazione orientabili per impianti a superficie e a incasso. Predisposti per lampadine alogene e LED di ultima generazione. La grande varietà di finiture disponibili fanno sì che il Compass Box si faccia notare anche come utile complemento d'arredo.

Family of directable lighting devices for surface and recessed installations. Designed for the latest generation halogen and LED lamps. The wide variety of finishes available also make the Compass Box stand out as an additional decoration tool.


RECESSED 1L / 2L



Find out more at flos.com/compassboxrecessed




SURFACE 1L / 2L / 4L / 4L SQUARE




Find out more at flos.com/compassbox



Hotel Arancio Amaro, Italy



Hotel Brooklyn, New York

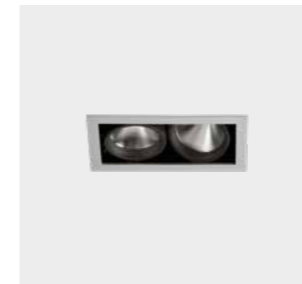


BATTERY


Designed By F. A. Porsche

Famiglia di apparecchi di illuminazione ad incasso in moduli di diverse dimensioni, Trim e No Trim. Rappresentano soluzioni integrate nell'ambiente per un'illuminazione d'accento efficace e versatile.

Family of recessed lighting devices, offered in different-sized modules, Trim and Non-Trim, becoming a solution that is integrated into the environment to provide efficient and versatile accent lighting.



Find out more at flos.com/battery



Ora Hotel, Italy

MICRO BATTERY


Designed by F. A. Porsche

Apparecchio da incasso compatto per installazioni in interni in versione orientabile o fissa. Corpo inclinabile di supporto alla lampada in alluminio pressofuso finito con vernice a polvere nera. Le versioni orientabili possono essere orientate di 40° in qualunque senso.

Recessed indoor luminaire, adjustable or fixed. Die-cast aluminum adjustable lamp-support with black powder-coated finish. Adjustable versions can be swivelled 40° in any direction.



Find out more at flos.com/microbattery



Gruppo C14 Offices, Italy

WAN

Designed by Johanna Grawunder

Famiglia di apparecchi di illuminazione la cui forma trae ispirazione dalla cultura giapponese: "wan" infatti significa tazza, intesa nella sua funzione di "contenitore della vita". Due versioni, una spot, dotata di un particolare sistema di orientamento del fascio luminoso, ed una ad incasso. Disponibili con sorgenti luminose alogene o ad alogenuri metallici per adattarsi alle diverse situazioni sia in ambito residenziale che professionale. Disponibile anche con i nuovi LED.

Family of lighting devices whose shape is inspired by the Japanese culture: in fact, "wan" means "cup" but in a figurative sense it is understood as a "life container". Two versions: one spot, equipped with a special beam directional system and a second one for recessed systems. Available with halogen or metal halide lamps to adapt to different situations, either in residential or professional sectors. Also available with the new LED lamp.




Private House, Italy

SPOT



Find out more at
flos.com/wanspot



Private House, Italy

DOWNLIGHT



Find out more at
flos.com/wandownlight



Private House, U.K.

ANTHONY DOWNLIGHT

Designed by Flos Architectural

Con le varie collezioni di downlight, Flos può soddisfare la maggior parte delle esigenze illuminotecniche in edifici adibiti a servizi, in locali commerciali, nonché in ambienti domestici, grazie alla vastissima gamma di dimensioni, sorgenti luminose con prestazioni elevate e possibilità di schermature in grado di soddisfare qualsiasi richiesta del progettista.

With its different downlight series, Flos is capable of satisfying the majority of professional lighting needs in services buildings and commercial premises as well as in the home, thanks to its wide range of lights that includes several sizes, different types of lamps and power ratings. It has high luminous performance and offers the possibility of protective shields that are able to satisfy any requirements that designers may have.



Find out more at
flos.com/anthonydownlight



COMPASS


Designed by Flos Architectural


Programma di incassi a soffitto disponibile in versione fissa e orientabile. Il gruppo ottico ruota di 360° sull'asse verticale e +/-40° sull'asse orizzontale. Parco accessori completo con filtri dedicati e schermi antiabbagliamento.

Recessed in ceiling program available in fixed and rotary versions. The optical unit rotates 360° on the vertical axis and +/- 40° on the horizontal axis. Complete accessory kit with dedicated filters and anti-glare screens.



Find out more at
flos.com/compass






DECOFIX

Designed by Flos Architectural


Apparecchi di illuminazione ad incasso a LED da 1 e 2 luci. La posizione arretrata della sorgente luminosa consente un ottimo comfort visivo. Disponibile nelle versioni quadrate e rotonde rifinite in bianco e nero opaco.

Fixed embedded LED light fixtures with 1 and 2 lights. Great visual comfort due to rear position of light source. Available in square and round versions in a matt white and black finish.

ROUND 1L / 2L



Find out more at flos.com/decofix



Tutte le versioni sono dotate di un cilindro schermante disponibile in 3 colori: nero, oro e argento, intercambiabili fra loro ed incorporati all'apparecchio. Inoltre incorpora un diffusore di plastica che migliora l'uniformità della luce e il comfort visivo.

All versions have interchangeable screening cylinders in 3 colours: black, gold or silver, incorporated into the light fixture. With a plastic diffuser to enhance light uniformity and improve visual comfort, incorporated into the light fixture.

SQUARE 1L / 2L




G-O


Designed by Jorge Herrera

Apparecchio ad incasso con classe di protezione IP65 per interni. Dotato di LED di ultima generazione, il G-O è appositamente concepito per fungere da segnalazione lungo percorsi o scale. È disponibile con finitura in bianco, alluminio, acciaio inossidabile, bronzo e nero. Il dispositivo ottico può emettere luce bianca calda o ambrata grazie ai diffusori colorati al suo interno.

Recessed luminaire with IP65 protection degree for indoors/outdoors use. Equipped with latest generation LED, G-O is especially designed as bollard lighting for pathways or steps. It is available in white, aluminium, stainless steel, bronze and black finishes. The optical equipment can transmit warm white or amber light thanks to the coloured diffusers on the inside.



Find out more at flos.com/go




Montenapoleone Vip Lounge, Italy

THEBLOCKOFLIGHT

Designed by Jorge Herrera

Apparecchio di segnalazione ad incasso. Ideale per interni/esterni grazie alla sua classe di protezione IP65. Il TheBlockofLight è dotato di un Power LED di ultima generazione e di un diffusore opalino che rende la distribuzione luminosa ottimale.


Recessed signage luminaire. Perfect for indoors/outdoors thanks to its IP65 protection degree. TheBlockofLight has a latest generation Power LED and an opal diffuser for optimal light distribution.



Find out more at flos.com/theblockoflight



Music Conservatory, Spain






Central Restaurant, Peru

GIANO

Designed by Flos Architectural

La famiglia di apparecchi ad incasso Giano, con una classe di protezione IP65, è dotata di sorgenti luminose LED e proietta luce a un angolo inferiore di 15° al di sotto dell'orizzontale. In questo modo questi apparecchi si trasformano in veri e propri washer, ideali per illuminare in modo selettivo sia corridoi che corsie in impianti interni ed esterni, terrazze, cortili, vie di accesso a garage o residence.

The Giano recessed luminaires, with IP65 protection degree, are equipped with LED light sources and they project light at an angle of less than 15°, approximately, below the horizontal plane. In this way, they act as floor washers, ideal for lighting corridors in both indoor and outdoor facilities, terraces, driveways or housing estates.



Find out more at flos.com/giano



Flos Showroom, Italy

BOX / MINI BOX


Designed by Piero Lissoni

Famiglia di apparecchi da incasso a parete con luce asimmetrica studiata per garantire un alto rendimento in qualsiasi situazione di utilizzo. Le nuove versioni sono state dotate di sorgenti LED di ultima generazione. È disponibile un nuovo accessorio ad incasso per un perfetto alloggiamento all'interno della superficie di installazione.

Family of devices for recessed wall mounting with asymmetric light designed to guarantee a high performance in every situation. The new versions have been equipped with latest generation LED lamps. A new recessing device is available for perfect surface-mounting.



Find out more at flos.com/box



Museo Colón, Spain

SOFT ARCHITECTURE

Wall Rupture, Softprofile, Kapprofile, Juncos,
Wall Piercing, Soft Spun, Abajourd'Hui, Usl Pluto,
Apps, Uso, Uso Cove Lighting, G-O In, Teardrop,
Round, Square & Vertical Light, Usb Round &
Square, Uso Boob, Usl Out, Usl 900 Disk.



UNA NATURALE FUSIONE TRA MATERIA ED ENERGIA, TRA LUCE E ARCHITETTURA
A NATURAL FUSION OF SUBSTANCE AND ENERGY, BETWEEN LIGHT AND ARCHITECTURE

Amare la luce e l'architettura, fonderle con le soluzioni più creative, ricercando i più avanzati traguardi illuminotecnici e nel totale rispetto dell'ambiente: Flos Soft-Architecture è una nuova filosofia per vivere poeticamente la fusione tra materia ed energia.

Loving light and architecture, melting them in the most creative solutions, looking for the most advanced, lighting and technical aims and fully respecting the environment: Flos Soft-Architecture is the new philosophy to live poetically the fusion of substance and energy.

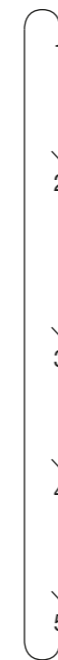
Rispettare la natura e il suo equilibrio, capirne l'importanza e trarre ispirazione dalla sua perfezione: Flos Soft-Architecture è il frutto di un'approfondita ricerca sull'utilizzo di materiali eco-compatibili (certificazione Cradle to Cradle) e a basso impatto ambientale.

Respecting nature and its balance understanding its value and being inspired by its perfection: Flos Soft-Architecture is the result of an in-depth lighting and technical research on the use of eco-friendly materials (certification Cradle to Cradle) with a low impact on the environment.

Unione perfetta di materie ed energia, Flos Soft-Architecture utilizza le più avanzate fonti a risparmio energetico (LED, LED a fosforo remoto, power LED, catodo freddo, fluorescenza compatta, alogeni, IRC/ES) per una perfetta sintesi tra luce, architettura e natura.

Flos Soft-Architecture is a perfect fusion of substance and energy and benefits of the most advanced energy saving sources (LED, Remote Phosphor LED, Power LED, cold cathode, compact fluorescent, halogens, IRC/ES) in order to grant a perfect integration of light, architecture and nature.

CRADLE TO CRADLE



1 "Rispetto della Natura e del suo Equilibrio".
"Respecting Nature and its Balance".

2 Produzione di Soft Architecture.
Soft Architecture Manufacturing.

3 Ciclo di Vita Sostenibile.
Sustainable Lifecycle.

4 Riutilizzo senza Impatto Ambientale.
Relocation with no Environmental Impact.


5 Vendita ed Installazione.
Sale and Installation.

UNDER-COVER
technology



Nello stabilimento di Flos Architectural, le tecniche tradizionali e le formule avveniristiche si fondono per creare prodotti mai esistiti prima. Grazie a un cartongesso dall'innovativa composizione, la nostra serie Soft Architecture di accessori di illuminazione "senza soluzione di continuità" prende vita nelle mani di esperti artigiani. Nel rispetto dei principi di design "cradle-to-cradle", Soft-Architecture di Flos è un grande esempio di produzione contemporanea, senza sprechi, modellata dagli stessi processi naturali.

In the Flos Architectural factory, traditional techniques and pioneering formulas blend together to create products that have never before existed. Making use of an innovative plaster composition, our Soft Architecture series of seamless lighting appliances comes to life through the hands of skilled local artisans. Respecting the principles of Cradle-to-Cradle design, Flos Soft Architecture is a great example of contemporary, waste-free manufacturing, modelled by nature's very own processes.





WALL RUPTURE


Designed by Thierry Dreyfus

Wall Rupture è un apparecchio invisibile realizzato in Soft Composite. L'effetto è simile a quello di una piega segreta nella parete che nasconde il rilievo irregolare della terra. Disponibile in color oro e argento. È dotato di strisce di LED con varie temperature di colore: 2700K (versione oro) o 5000K (versione argento).

Wall Rupture is an invisible luminaire made of Soft Composite. The effect is like a secret fold in the wall that conceals the irregular relief of the earth. Available in gold and silver. It incorporates LED strips with different colour temperatures: 2700K (gold version) or 5000K (silver version).



Expo Valle d'Aosta, Milan



Starhotels E.c.h.o. Hotel,
Italy



Find out more at
flos.com/wallrupture



SOFTPROFILE SMOOTH


Designed by Flos Soft Architecture

Grazie alla tecnologia Soft Composite, il prodotto si integra perfettamente nello spazio architettonico. La versione Smooth caratterizzata da un profilo liscio, la versione Starck il cui profilo si ispira alla lampada Long & Hard, e la versione Wanders con profilo che si ispira alla lampada Sky Garden. Le tre versioni possono essere installate sia a soffitto che a parete.

Thanks to the Soft Composite technology the profiles become perfectly integrated into the architectural space. There are three versions: the Smooth version characterised by its plain profile, the Starck version whose profile is inspired by the Long & Hard lamp, and the Wanders version with profile inspired by the Sky Garden lamp. All three versions can be ceiling and wall mounted.



Find out more at
flos.com/softprofilessmooth



SOFTPROFILE DECO

Designed by Philippe Starck / Marcel Wanders


DECO STARCK



DECO WANDERS



Find out more at
flos.com/softprofiledeco



KAPPROFILE

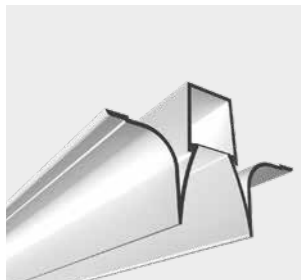

Designed by Thierry Dreyfus

Sistema di illuminazione a luce diretta.
Formato da moduli di Soft Composite che
possono essere installati a soffitto e che
alloggiano al loro interno moduli di illumi-
nazione a fluorescenza che garantiscono
un'illuminazione uniforme e senza ombre.
Ispirato all'apparecchio Kap di FLOS archi-
tettural. L'interno del Kaprofile può essere
verniciato per offrire varie decorazioni.

General direct light lighting system.
Comprised of Soft Composite modules
that permit ceiling mounting and which
house fluorescent lighting modules, thus
guaranteeing uniform, shadow-free lighting.
Inspired by the Flos architectural Kap
luminaire. The inside of the Kaprofile can
be painted, offering different décors.



Studio Legale Trevisan,
Milan



Find out more at
flos.com/kaprofile

JUNCOS

Designed by Flos Soft Architecture


Apparecchio di illuminazione ispirato a gruppi di giunchi che spuntano dalla superficie dell'acqua. Con un LED ad alta potenza, il tubo può essere orientato ed inserito o rimosso dal soffitto per dirigere il fascio di luce e creare la composizione desiderata.

Luminaire inspired by 'bunches of reeds' hovering over the water surface. With a high power LED, the tube can be tilted and inserted or removed from the ceiling to direct the beam of light and create the desired artistic composition.

JUNCOS 1L



JUNCOS 6L




JUNCOS 250 mm



JUNCOS 3L




JUNCOS 9L



JUNCOS 400 mm



Find out more at
flos.com/juncos



Klaarchitectuur Offices,
Belgium



WALL PIERCING

Designed by Ron Gilad

Lampada LED progettata per offrire un minimo impatto visivo. Installazione a semi-incasso su parete in cartongesso. Anello in alluminio con diffusore in policarbonato. Elettrificazione rapida con connettori femmina e ganci di plastica per una facile installazione.

LED wall lamp designed for minimal visual impact integrated into wall. Flush-mounted on plasterboard wall. Aluminium ring with polycarbonate diffuser. Fast electrical installation with female connectors and plastic hooks for easy installation.


WALL PIERCING 1X




WALL PIERCING 2X



WALL PIERCING 4X



Find out more at
flos.com/wallpiercing




SOFT SPUN

Designed by Sebastian Wromg

Lampada progettata per ridurre al minimo l'impatto visivo, che si installa a semi-incasso su pareti in cartongesso. Disponibile con sorgenti luminose alogene collegate direttamente alla rete, a fluorescenza e a LED. Tutte le versioni sono dotate di vetro di sicurezza opalino.

Lamp designed for minimal visual impact that is flush mounted to plasterboard walls. Available with halogen light sources connected directly to mains, fluorescent and LED lights sources. All of them include opal safety glass.


SMALL



LARGE



Find out more at
flos.com/softspun



Virgin Active, Portugal



Private House, Netherlands

ABAJOURD'HUI

Designed by Flos Soft Architecture

Lampada progettata per ridurre al minimo l'impatto visivo, che si installa a semi-incasso su pareti in cartongesso. Disponibile con sorgenti luminose alogene collegate direttamente alla rete, a fluorescenza e a LED. Tutte le versioni sono dotate di vetro di sicurezza opalino.


Lamp designed for minimal visual impact that is flush mounted to plasterboard walls. Available with halogen light sources connected directly to mains, fluorescent and LED lights sources. All of them include opal safety glass.

SMALL




Verbano Hotel, Italy

LARGE



Find out more at
flos.com/abajourd'hui



Beau Riage Hotel, France

USL PLUTO

Designed by Sebastian Wromg

Il gruppo di apparecchi di illuminazione USL Pluto comprende un insieme di sospensioni per ambienti interni realizzate in Soft Composite. Offre una grande versatilità poiché, in base ai modelli, può alloggiare sia sorgenti luminose ambientali che d'accento.

The USL Pluto luminous group encompasses a series of suspended luminaires for indoor use, made of Soft Composite. It offers great versatility as, depending on models, they can incorporate both ambient light sources and accent light sources.



Cegeka Headquarters,
Belgium

USL 100 PLUTO




USL 200 PLUTO



Find out more at
flos.com/uslpluto



Private House, Spain




Catania Calcio Headquarters,
Italy

APPS


Designed by Jorge Herrera

Apparecchi a parete dal minimo impatto visivo per la segnalazione di spazi, dotati di sorgenti luminose LED. Completamente personalizzabile, è disponibile anche in versione di emergenza. Luce indiretta perimetrale disponibile in tre colori: bianco, arancione e violetto.


Wall luminaire with minimal visual impact for the signage of spaces with LED light sources. Completely customisable, it is also available in emergency version. Indirect perimeter light, available in three colours: white, orange and violet.



Find out more at
flos.com/apps



Fios Showroom, Italy



Pepe Cabrera Showroom,
Spain



Private House, Geneva

USO

Designed by Flos Soft Architecture


Famiglia di apparecchi realizzati con la tecnologia Soft Composite e ideati per alloggiare i prodotti di FLOS architectural. Disponibile in varie misure e forme oltre che nella versione 1L e 2L, la famiglia Uso offre una grande varietà di soluzioni di illuminazione, garantendo sempre la totale integrazione nello spazio architettonico.

Family of luminaires manufactured with Soft Composite technology and designed to house FLOS architectural project. Available in several sizes and shapes, as well as in 1L and 2L versions, the Uso family offers a wide variety of lighting solutions, always guaranteeing total integration into the architectural space.

USO 332




USO KAP 105/145



USO 700/800



USO 1000



USO 1400



Find out more at
flos.com/uso

USO COVE LIGHTING

Designed by Flos Soft Architecture

Famiglia di apparecchi realizzati con la tecnologia Soft Composite e ideati per alloggiare i prodotti di FLOS architectural. Disponibile in varie misure e forme oltre che nella versione 1L e 2L, la famiglia Uso offre una grande varietà di soluzioni di illuminazione, garantendo sempre la totale integrazione nello spazio architettonico.

Family of luminaires manufactured with Soft Composite technology and designed to house FLOS architectural project. Available in several sizes and shapes, as well as in 1L and 2L versions, the Uso family offers a wide variety of lighting solutions, always guaranteeing total integration into the architectural space.

USO 900 COVE LIGHTING



USO 1700 COVE LIGHTING



USO 2200 COVE LIGHTING



USO 2500 COVE LIGHTING



USO 100 50 COVE LIGHTING



USO 140 90 COVE LIGHTING



Find out more at
flos.com/usocovelighting




Daniela Hotel, Italy

G-O IN


Designed by Jorge Herrera


Apparecchio di illuminazione LED da parete, appositamente progettato per la segnalazione di interni come corridoi, scale, ecc. Realizzato con tecnologia Soft Composite, si integra perfettamente nello spazio architettonico. Disponibile in luce bianca, ambra o blu, secondo le esigenze del progetto illuminotecnico.

LED wall luminaire, specifically designed for indoor signage of corridors, stairs, etc. Fitting combined with Soft Composite technology integrates perfectly into the architecture. Available with white, amber or blue light depending on the needs of the lighting project.



Find out more at
flos.com/goin






Private House, Netherlands

TEARDROP

Designed by Calvi Brambilla

Downlight rotondo disponibile in vari diametri progettato per un impatto visivo minimo realizzato con tecnologia Soft Composite. La sorgente luminosa rimane installata in una posizione arretrata, per ottenere un alto comfort visivo. Lastre in cartongesso per installazione a soffitto.

Round downlight available in several diameters designed for minimal visual impact made of plaster. The light source is installed in a deep position, to achieve high visual comfort. Plasterboard ceiling-mounting.



Find out more at
fios.com/teardrop



ROUND, SQUARE & VERTICAL LIGHT

Designed by Flos Soft Architecture


Apparecchio di illuminazione ad incasso per installazione a parete e a soffitto in ambienti interni. Disponibile in versione rotonda/quadrata/rettangolare. Progettato per fondersi con l'ambiente e generare un minimo impatto visivo, la famiglia Round, Square & Vertical Light è dotata di uno schermo integrato al suo interno e di una lente di diffusione in policarbonato.

Recessed light fitting for interior wall and ceiling mounting. Available in round/square/rectangular versions. Designed to blend in with the surroundings and generate minimal visual impact, the Round, Square & Vertical Light family incorporates a screen on the inside as well as diffuser polycarbonate lens.

ROUND



Find out more at flos.com/roundlight



SQUARE






Find out more at flos.com/squarelight

VERTICAL



Find out more at flos.com/verticallight





USB ROUND & SQUARE

Designed by Flos Soft Architecture

Programma di apparecchi downlight ad incasso progettati per un impatto visivo minimo. Oltre ad essere disponibile in versione rotonda e in versione quadrata, l'Usb Round & Square è disponibile in versione con una o due luci e in versione wall-washer.

Programme of recessed downlight luminaires for minimal visual impact. Apart from being available in round and square versions, Usb Round & Square is in one and two light versions and in wall-washer version.

ROUND 1L



ROUND 2L



Find out more at
flos.com/usbround

SQUARE 1L



SQUARE 2L



Find out more at
flos.com/usbsquare



Private House, Geneva


USO BOOB

Designed by Flos Soft Architecture

illuminazione realizzata in Soft Composite ispirata alla geometria di un vulcano rovesciato. Disponibile in due formati e in versione 1/2 faretto. L'Uso Boob è appositamente progettato per alloggiare i prodotti FLOS architectural.

Lighting made of Soft Composite inspired by the geometry of an inverted volcano. Available in two sizes and in 1/2 spot version. Uso Boob is specifically designed to house FLOS architectural products.

USO BOOB 1L



USO BOOB 2L



Find out more at
flos.com/usoboob

USL OUT


Designed by Flos Soft Architecture

UsI Out è un apparecchio a forma conica realizzato con la tecnologia Soft Composite. Essendo progettato per alloggiare varie tipologie di faretti di FLOS architectural, UsI Out offre soluzioni sia per l'illuminazione ambientale che d'accento.

UsI Out is a luminaire made with Soft Composite technology and tapered shape. As it is designed to install different types of FLOS architectural spotlights, UsI Out offers solutions for both ambient and accent lighting.



Find out more at
flos.com/usl6031





111 Hotel, France

USL 900 DISK


Designed by Flos Soft Architecture

Con UsI 900 Disk, FLOS offre una soluzione per l'illuminazione ambientale utilizzando la tecnologia Soft Composite. Disponibile con sorgente luminosa a fluorescenza, a catodo freddo, a LED bianco e a LED RGB.

With the UsI 900 Disk, Flos offers a solution for ambient lighting, using Soft Composite technology. Existing with fluorescent, cold cathode, white LED and RGB LED light source.



Find out more at
flos.com/usl900disk



Private House, Spain

DISTRIBUTION

BELGIUM
AND LUXEMBOURG
Flos Belux
M +32 474 739 080
flosbelux@flos.com

NORWAY
Drammensveien 120
0277 Oslo - Norway
Tel +47 (0) 2212 86 00
Fax +47 (0) 2212 86 08
info@flos.no

SWEDEN
Flos Scandinavia A/S
Karlplan Lützengatan 1
S-115-20
Tel +46 (0) 8 660 4405
Fax +46 (0) 8 660 7005
info@flos.se

DENMARK
Flos Scandinavia A/S
Sydhavnsgade 28
DK-2450 København SV
Tel +45 (0) 3388 60 00
Fax +45 (0) 3388 60 10
info@flos.dk

THE NETHERLANDS
Flos BV
Cruquiusweg 109S
1019 AG Amsterdam
Tel +31 (0) 20 560 50 60
Fax +31 (0) 20 560 50 70
flosnetherlands@flos.com

FRANCE
Flos France
20-22, Passage Dauphine
75006 Paris
Tel +33 (0) 1 40 64 17 44
flos.france@flos.com

AUSTRIA - GERMANY
SWITZERLAND
Flos GmbH
Obermünsterstraße 18
93047 Regensburg,
Germany
Tel +49 941 630837 00
Fax +49 941 630837 60
info@flos-gmbh.de

UNITED KINGDOM
Atrium Ltd.
28 Leonard Street
EC2A 4BY London
Tel +44 (0) 20 7681 9933
Fax +44 (0) 20 7681 9943
flos@atrium.ltd.uk

UNITED KINGDOM
International Projects UK
Division
Tel +44 (0) 20 7681 9933
flos.international@flos.com

JAPAN
Flos Co., Ltd.
PMC Building 9F
1-23-5 Higashiazabu
Minato-Ku Tokyo 104-0044
Tel +81 (0) 3 3582 1468
Fax +81 (0) 3 3582 097
flosjapan@flosjapan.com

ASIA PACIFIC
Flos Representative Office
1, Commonwealth Lane
#08-12, 149544 Singapore
Tel +65 (0) 6372 1495
Fax +65 (0) 6372 7607
flosasia@flos.com

CHINA
Flos Illumination
(Shanghai) Co. Ltd.
Unit 101, Floor 1,
Building B9
No. 800 of Chang De road
Jing An District, Shanghai,
200040, China
Tel: 86 021 62176187
floschina@flos.com

LATIN AMERICA
Flos LatAm
M +52 55 6960 1772
flos.latinoamerica@flos.com

INDIA
Flos Representative Office
1, Commonwealth Lane
#08-12, 149544 Singapore
Tel +65 (0) 6372 1495
Fax +65 (0) 6372 7607
flosindia@flos.com

U.S.A.
Flos USA Inc.
110 York Street - 5th Floor
Brooklyn, NY 11201
Tel +1 (718) 875-3472
Fax +1 (718) 875-3473
info@flosusa.com

MIDDLE EAST
Flos Middle East
Dubai Design District
Dubai, United Arab
Emirates
Tel +971 54 3567356
flosme@flos.com

HONG KONG
M +852 9307 3713
flosasia@flos.com

SHOWROOMS

STOCKHOLM
Karlplan Lützengatan 1
S-115-20
Tel +46 (0) 8 660 4405
Fax +46 (0) 8 660 7005
info@flos.se

COPENHAGEN
Sydhavnsgade 28
DK-2450 København SV
Tel +45 (0) 3388 60 00
Fax +45 (0) 3388 60 10
info@flos.dk

AMSTERDAM
Cruquiusweg 109S
1019 AG Amsterdam
The Netherlands
Tel +31 (0) 20 560 50 60
Fax +31 (0) 20 560 50 70
info@flosmail.nl

OSLO
Drammensveien 120
0277 Oslo - Norway
Tel +47 (0) 2212 86 00
Fax +47 (0) 2212 86 08
info@flos.no

MILANO
Corso Monforte, 15
20122 Milano
Tel +39 02 79 84 57
Fax +39 02 89 78 56 41
contract.milano@flos.com

PARIS
20-22, Passage Dauphine
75006 Paris
Tel +33 (0) 1 40 64 17 44
flos.france@flos.com

TOKYO
PMC Building 9F
1-23-5 Higashiazabu
Minato-Ku
Tokyo 104-0044
Tel +81 (0) 3 35 82 14 68
Fax +81 (0) 3 55 75 70 87
info@flosjapan.com

FLAGSHIP STORES

MILANO
Corso Monforte, 9
20122- Milano
Tel +39 02 37011080
Fax +39 02 780833
flosmilano@flos.com

ROMA
Via del Babuino, 85
00187 - Roma
Tel +39 06 3207631
Fax +39 06 3207690
flosroma@flos.com

NEW YORK
152 Greene Street
NY 10012
Tel +1 212 941 4760
Fax +1 212 941 4763
info@flosusa.com

PARIS
15, rue de Bourgogne
75007 - Paris
Tel +33 (0) 1 53 85 49 93
Fax +33 (0) 1 53 85 49 99
shop@flos.fr

LYON
17 rue Jarente
69002 - Lyon
Tel +33 478621301
Fax +33 478622119
lyon@flos.fr

STOCKHOLM
Karlplan Lützengatan 1
S-115-20
Tel +46 (0) 8 660 4405
Fax +46 (0) 8 660 7005
info@flos.se

CONTACT

ITALY
Flos Spa
Via Angelo Faini, 2
25073 Bovezzo (Brescia)
Tel +39 0302438.1
Fax +39 0302438.250
info@flos.com

SPAIN
Antares Iluminación S.A.U.
Calle Mallorca, 1
Polígono Industrial Reva
46394 Ribarroja (Valencia)
Tel +34 96 166 95 20
Fax +34 96 166 82 86
flos.architectural@flos.com

IN-PLACE
PHOTOGRAPHY

Adam Letch
Adrian Houston
Aleš Jungmann
Anarchitect I
Andrew Krucko
Andrew Latreille
Andy Spain
Andy Stagg
Ángel Rosique
Photography
B2Ai – fotograaf Bart
Heijns
Beeldpunt
Bernard Andre
BIS images
Boys Plays Nice
Bruno Rondinelli
C. Taylor Crothers (CTC)
Celine de Gussem
Cesare Chimenti
Chiel de Nooyer
Connie Zhou
CTC Creative
David Frutos
Diana di Nitto
EK Yap Creative &
Photography
Erlantz Biderbost
Eugeni Pons
Fabio Gambina
Federica Cartlet
Federico Torra
Fernando Alda
Francesco Caredda
Fraser Marsden
Frederik Verduyts
Germán Cabo
Germano Borrelli
Gionata Xerra
Héctor Santos
Jabali Studio

Javier Orive
Jesús Granada
Joao Morgado
Julian Walter
Killian O'Sullivan
Kris Dekeijser
LevaSaudargaite
Liesbeth Goudenhooff
Lindman Photography AB
Matt Chisnall
MaxRommel
MCM and The Estee
Lauder Companies UK &
Ireland
Michel Giesbrecht &
Studio Bouroullec
Moriq interiors and Design
Consultans
Olivier Baco
Pere Peris
PIAGGIO Fast Forward
RBA / Eugeni Pons
RBA ImagesBIS images
Roland Halbe
Rubén P. Bescós
Santi Caleca
Schwarz – Licht
Shuhe
Simona Rota
Simone Bossi
Studio Moost / Studio
Tomorrow
Tamas Bujnovszky / BE
LIGHT!
Tommaso Sartori
Valerie Clarysse / Beeldpunt
Photography
Victoria Muñoz
VIEW / Andy Stagg
VIEW / Ed Reeve
VIEW / Francesco Russo
Woo-Jin Park

CREDITS

ART DIRECTION
Apartamento Studios

GRAPHIC DESIGN
Apartamento Studios

PHOTO INTEGRATION
Mozing Studio
Jorge Herrera Studio

PHOTO PRODUCT
Piero Fasanotto
Alessandro Lourenço

LAYOUT
Flos Architectural Team

EDITION
March 2020
Copyright © Flos 2020
All rights reserved

PRINTED BY
Graficart Arti Grafiche S.r.l.
Treviso - Italy

ACKNOWLEDGEMENTS

05AM Arqtes	Jorge Herrera	Versace
Alex March	Kitoko	Viccarbe
Alfons & Damian	Klaarchitectuur Offices	Victor Bergnes
Anarchitect	Kvadrat	Victoria Beckham
Andreu World	Lardini	VIEW Pictures Ltd / Alamy
Arassociati	Lighting Workshop	Vincent Van Duysen Studio
Archiproducts	Lightpoint	Vincenzo De Cotiis
Arclinea	Lissoni & Partners	Architects
Axiom Consulting Partners	LOFT4C	Virgin Active
Babel Studio	Lukas Lighting	Voltaire
Barbara Balestreri	Luminae Lighting Design	White Houseess
BassamFellows Inc.	Marco Costanzi Architets	Zusa
Beeldpunt	Marcos Catalán	
B&B Italia	Maxime De Campenaer	
Bombas Gens	MCM	
Bombí/Gómez	MLD	
Boubau	Moba Showroom	
Boys Plays Nice	Mobitec	
Budapest	Molteni	
BURO B	Moremas Arquitectos	
Carbonado Energy	Mount Sinai Hospital	
Carhartt	Natixis	
Central European	Negre Estudio	
University	O'Donnell + Tuomey Ltd.,	
Claudio Castellini	Palazzo Reale Milano	
Conran and Partners	Park 51	
Cosín Showroom	Peia Associati	
COULON & Ass	Pepe Cabrera	
Curiosity	Piaggio Fast Forward	
De Witte Duif	Pitsou Kedem	
Emilio Nanni	Poliform	
Estee Lauder	Porcelanosa	
EstudiHac	RBA / Eugeni Pons	
Fabio Fantolino	Renzo Piano	
Familia Parrón-Ortiz	RF Dubai	
Fantini	Ricardo de Landaluce	
Fogarty Finger	RNB	
Fran Silvestre	Roberto Falconi - Falconi	
Francesco Caredda	Architettura	
Franco Scaglia	Ronan & Erwan Bouroullec	
Gandía Blasco	Rossano Ferretti	
Gomarco	Sergio Rossi	
Gyro Toys	Studio Civico 46	
Hakei	Studio Tronconi Architetti	
Hans Abaton	Teampannon Kft	
IN56 Interiorismo	The Conran Shop & APT	
INC Architecture & Design	Design	
PLLC	The KaDeWe Group	
Iñigo Beguiristain	TPG Architecture	
Issey Miyake	United Nations	
Itínere Baqueira	Val Office	

Il nostro mondo si evolve continuamente. I progressi tecnici sono all'ordine del giorno nel nostro settore.

Lo scopo di Flos è offrire sempre la tecnologia più affidabile a disposizione, rivedendo continuamente i prodotti e aggiornandoli non appena le evoluzioni tecnologiche offrono vantaggi per i nostri partner e clienti.

Questa filosofia fa sì che il nostro catalogo e le schede tecniche dei nostri prodotti siano anch'essi in continua evoluzione, con la conseguente necessità di aggiornamenti e revisioni continue.

Per tanto, quando avete bisogno di dettagli tecnici e delle informazioni più recenti, sfogliate la sezione prodotti del nostro sito Web ufficiale Flos.com: è aggiornato quotidianamente e offre gli ultimi dettagli dei prodotti, dei codici degli articoli disponibili e tutta la documentazione per il download immediato.

www.flos.com

As our world is in constant evolution, technical upgrades happens every day in our business.

Flos aim is to offer always the best reliable technology available, constantly reviewing our products and upgrading them as soon as technologic evolutions offers benefits for our partners and clients.

This philosophy means that our technical catalogue and product data sheets also are in constant evolution, requiring upgrades and constants reviewing.

Thus, when you need technical details and the most recent product information, please browse the product section of our Flos.com official website: it is updated daily, and there you'll find the latest product details, all available part numbers, all product documents available for immediate download.

www.flos.com

IMAGINE THE MORNING WAGNET, THE TRACKING POWER, THE FAST TRACK, LIGHT SHADOW, LIGHT SHADOW DOTS, LIGHT SHADOW PRO, CAP SUPER LINE. SUPER LINE PRO. KAP. LIGHT SNIF

WAGNET, SHADOW, ERA, R 2020,

G1, FIND ME, UT, BON JOUR, FORT KNOX, LED C MOONLINE, IN-FINITY, CIRCLE OF LIGHT, LIGHT SUPER FLAT, LIGHT BELL, LED SQUAD, THIN LEI SYSTEM, SOLID PURE, PURE SPOT, PURE DOWN LIGHT SHOOTER, LIGHT SUPPLY, LIGHT SOLDIE COMPASS BOX, BATTERY, MICRO BATTERY, WAN WAN DOWNLIGHT, ANTHONY DOWNLIGHT, COM DECOFIX, G-O, THEBLOCKOFLIGHT, GIANO, BOX RUPTURE, SOFTPROFILE, KAPPROFILE, JUNCO PIERCING, SOFT SPUN, ABAJOURD'HUI, USLPL USO, USO COVE LIGHTING, G-O IN, TEARDROP, SQUARE & VERTICAL LIGHT, USB ROUND & SQUARE BOOB, USL OUT, USL 900 DISK.

RTAIN, JT MINI, WALL GHT, JOHNNY, SPOT, ASS, WALL WALL O, APPS, UND, RE,