

softline®
powered by materia

catalogue

softline®
powered by materia

Tradizione mantenuta con passione, voglia di unire passato e presente, guardando al futuro. Questa è Softline, espressa da Materia, il nuovo motore di un'azienda moderna, dinamica, che vuole proporsi con idee originali e materiali innovativi, coniugati in un design senza tempo.

Tradition secured by passion, the wish to unite past and present, looking at the future. This is Softline, powered by Materia, the new engine of a modern, dynamic company. Original ideas and innovative materials combined in timeless designs.

62	ALLY	14	MAYA
76	ARON	118	MUSA
50	AVE	06	NITA
94	BEBO	108	PAULINE
40	BLUES	124	PIER
82	COUPÉ	128	QUID
68	DAIKI	54	RAMA
36	ELA	122	SAMBA
102	FELIX	66	SONA
72	JALA	26	SWING
78	KARM	112	TESS
58	MANÈ		





NITA

Designed by EDIT



NITA C OMC



NITA A OMC

Intrattenersi con curve, colori e materiali e ottenere una collezione vivace, energica, in continuo movimento. Forme arrotondate per la famiglia NITA, che vanta una comoda scocca imbottita e molteplici tipologie di struttura, in legno e metallo.

Entertain yourself with curves, colours and materials and obtain a lively and energetic line, a collection on the move. Rounded shapes define the NITA range, that boasts a comfortable upholstered shell and multiple structures, in wood and metal.









NITA C FP



NITA A FP



NITA SG







NITA C TRC



NITA A TRC



NITA C CR



NITA A CR

MAYA

Designed by DALL'AGLIO, NATUZZI



MAYA FP

Maya veste ogni ambientazione contemporanea. Una poltroncina estremamente versatile con scocca in polipropilene, con o senza cuscino, o rivestita in tessuto o cuoio. La collezione offre numerose varianti grazie alle diverse strutture in legno e metallo.



MAYA FP UP

Maya fits into all contemporary spaces. An extremely versatile armchair with a polypropylene shell, that is available with or without cushion as well as fully covered in fabric or hide. The collection features different bases in metal and wood.







MAYA OMC



MAYA OMC UP



MAYA CR



MAYA CR UP



MAYA TRC



MAYA TRC UP



MAYA 4T



MAYA 4T UP









MAYA 6



MAYA 6 UP



MAYA 7G



MAYA 7G UP







MAYA SL



MAYA SL UP



MAYA C



MAYA C UP

SWING

Designed by MICHELE TAVANO and EDIT



SWING F

Sedie e sgabelli in frassino massiccio o multistrato di frassino. Metallo laccato o cromato, sedute in legno o rivestite. Una collezione dinamica, vivace. Forme in movimento, combinazioni di materiali che si fondono con armonia.



SWING F UP

Chairs and stools in solid and multilayer ashwood. Chromed or laquered metal, wooden or upholstered seats. A dynamic and lively collection. Moving shapes, wood and metal combined.

SWING









SWING O



SWING O UP



SWING 3



SWING C UP







SWING SL



SWING SL UP



SWING SL 78



SWING SL 78 UP





SWING F 78



SWING F 78 UP



SWING O 78



SWING O 78 UP

ELA

Designed by MICHELE TAVANO and EDIT



ELA

Semplicità trasformata in eleganza.
Design scandinavo per una collezione
composta da sedia, poltrona e sgabello
con struttura in massello di frassino e
scocca o sedile in multistrato di frassino
curvato, disponibili anche rivestiti



ELA UP

*Simplicity turned into elegance.
Scandinavian design. Chair, armchair
and stool, all with a solid ash wood
structure and multilayer shell,
available also in the upholstered
version.*







ELA P



ELA P UP



ELA SG



ELA SG UP

BLUES

Designed by EDIT



BLUES F UP

Linee pulite, sorprendentemente semplici per una collezione adatta a qualsiasi location. Colori morbidi o la semplice bellezza del legno, basi in legno o metallo, versatili e funzionali. Sedute in legno o rivestite in tessuto



BLUES F

Surprisingly clear lines define this collection that is fit for various locations. Soft colours or the beauty of wood, bases in wood or metal, versatile and functional. Seatings in wood or upholstered.











BLUES O



BLUES O UP



BLUES 3



BLUES C UP

softline | powered by materia





BLUES SL UP



BLUES SL



BLUES SL 78



BLUES SL 78 UP



BLUES F 78



BLUES F 78 UP



BLUES O 78



BLUES O 78 UP



AVE

Designed by MICHELE TAVANO and EDIT



AVE

Un look naturalmente elegante. Linee austere di stile scandinavo con un tocco internazionale. Sedia e poltrona sono in frassino, con la scocca in multistrato o rivestita.

AVE UP

Naturally elegant. Austere lines, a Scandinavian feel with an international touch. Chair and armchair are in ash wood, the shell in ash wood multilayer or upholstered.





AVE P



AVE P UP



RAMA

Designed by EDIT



RAMA

Espressioni di creatività, proporzioni inconsuete per una forma distintiva. Una seduta audace e raffinata, che esalta la qualità costruttiva. Struttura in frassino massiccio, seduta e schienale in multistrato di frassino, tamburato, opzione sedile tappezzato.



RAMA UP S

Expression of creativity, unusual proportions that make a distinctive item. A bold and refined chair, where the quality of construction is highlighted. The frame is in ash wood. Seat and back in ash wood multilayer, hollow-core. Wooden or upholstered seat.







MANÈ

Designed by MICHELE TAVANO and EDIT



MANÈ

Ispirazione scandinava. Semplicità visiva, un equilibrio di forma e funzione. La forma particolare delle gambe e lo spessore variabile della spalliera sono tra gli elementi distintivi della sedia Manè,



MANÈ UP S

Scandinavian inspiration. Visual simplicity, the balance of form and function. The special shape of the legs as well as the variable thickness of the back are distinctive features of chair Manè.







ALLY

Designed by MICHELE TAVANO



ALLY

Stile nordico. Linee pulite e morbide. Ally è una sedia solida, rassicurante e raffinata. Sedia e sgabello in massello e multistrato di frassino. Con o senza tessuto. Forme originali, brillanti: un look alternativo che si adatta a molteplici ambienti.

ALLY UP S

Nordic style. Soft clean lines. Ally is a sturdy chair, reliable and elegant. Chair and stool are in solid ash wood and ash wood multilayer, with or without fabric. Original and brilliant shapes, an alternative look that fits into all ambiances.







ALLY SG



ALLY SG UP

SONA

Designed by MICHELE TAVANO



SONA

Bellezza nordica. Semplice ed elegante. Linee allo stesso tempo essenziali ed originali. La struttura è in massello di frassino. Seduta e schienale sono in multistrato di frassino curvato. Seduta disponibile anche tappezzata.



SONA UP S

Nordic beauty. Simple and elegant, basic and original at the same time. The frame is in solid ash wood. Seat and back are in curved ash wood multilayer. Upholstered seat option available.



DAIKI

Designed by MICHELE TAVANO and EDIT



DAIKI

Elegante e austera. Una combinazione di soluzioni estetiche e tecniche.

L'elemento caratteristico è lo schienale in tamburato a spessore variabile.

Daiki è in legno di frassino, con seduta in multistrato curvato, che può essere tappezzata.

Elegant, austere, sharp.

A combination of aesthetic and technical solutions. The key element is the hollow-core back with variable thickness. Daiki is in ash wood. The seat is available in curved ash wood multilayer and can be upholstered.







DAIKI



DAIKI UP S

JALA

Designed by MICHELE TAVANO and EDIT



JALA

Una seduta dalle dimensioni insolite. Linee pure, raffinate, di impeccabile tecnica realizzativa. La struttura è in massello di frassino mentre sedile e schienale sono in multistrato di frassino curvato. Disponibile in diverse varianti di tappezzeria.

A chair with uncommon dimensions. Pure and refined lines, technical expertise. The frame is in solid ash wood, the seat and back are in curved ash wood multilayer. Several upholstered options available.







JALA UP



JALA UP S

ARON

Designed by MICHELE TAVANO and EDIT



ARON

Un disegno minimalista, una seduta senza tempo. Una seduta che esalta la precisione tecnica e l'estetica. Leggera e resistente, grazie alla combinazione della struttura in massello di frassino con tamburatura della scocca di spessore minimo.



ARON UP

Minimalist design, a timeless piece. The focus is on the technical precision. Aron is a chair that is light and robust thanks to the solid wooden frame. Hollow-core combined with an extremely thin multilayer shell.



KARM

Designed by HENRIK SØRIG THOMSEN



KARM

Avvolgente, confortevole. Design danese, tecnica e artigianalità italiane. Karm è in frassino massiccio, con sedile e schienale in multistrato di frassino curvato. Il sedile può essere tappezzato.



KARM UP

Karm surrounds the body naturally. Danish design combined with Italian craftsmanship. Karm is in solid ash wood with curved ash wood multilayer seat and back. The seat can be upholstered.







COUPÉ

Designed by STEFANO SANDONA'



COUPÉ FP

Protagonista in ogni arredo. Scocca in polipropilene con o senza cuscino o rivestita in tessuto o cuoio. Basi in metallo o legno, girevoli o impilabili. Soluzioni versatili per tutte le esigenze.

COUPÉ FP UP

The all purpose chair. A polypropylene shell that features a cushion or can be covered in fabric or hide. Bases are in metal and wood: some stack, some swivel. A wide range of extreme versatile solutions.









COUPÉ 4T



COUPÉ 4T UP



COUPÉ OMC



COUPÉ OMC UP



COUPÉ TRC



COUPÉ TRC UP



COUPÉ CR



COUPÉ CR UP





COUPÉ 6



COUPÉ 6 UP



COUPÉ SL



COUPÉ SL UP

COUPÉ







COUPÉ 3



COUPÉ C



COUPÉ C UP



COUPÉ OMC 78



COUPÉ OMC 78 UP



COUPÉ TRC 78



COUPÉ TRC 78 UP

COUPÉ



BEBO

Designed by SOFTLINE



BEBO TRC

Una linea fresca e moderna, tratti puliti e semplici per una seduta durevole e funzionale. Ampia varietà di scelta per le strutture e i rivestimenti della scocca. Una collezione completa che si adatta in molteplici ambienti.



BEBO TRC UP

Modern and fresh lines, clean and simple details for a design that is functional and durable. A wide choice of frames and covers of the shell. A complete collection that adapts to multiple uses.

BEBO





BEBO SL



BEBO SL UP



BEBO CR



BEBO CR UP



BEBO 3



BEBO C UP



BEBO SH



BEBO SH UP





BEBO TRS 65 / 78



BEBO TRS 65 / 78 UP



BEBO SL 65 / 78



BEBO SL 65 / 78 UP



FELIX

Designed by MORE DESIGN



FELIX OMC

Mood futurista e puro design. Impilabili o girevoli, con o senza cuscino a completamento della scocca in polipropilene. Struttura in legno o metallo.



FELIX TRC

Futuristic mood and pure design. Stackable or swivel, with or without seat cushion to complement the polypropylene shell. Frames in wood or metal.



FELIX











FELIX 3



FELIX SL



FELIX CR



FELIX 6

PAULINE

Designed by THIBAUT DESOMBRE



PAULINE OMC

L'espressione della vitalità: trasparenze, colori e un'ampia varietà di versioni che possono rendere unico ciascun ambiente. Strutture in legno e metallo, seduta in SAN.

Expression of vitality: transparent materials, vivid colours and a wide variety of options that make an ambient unique. Metal and wooden bases, SAN shell.

PAULINE







PAULINE TRC



PAULINE 3



PAULINE C

TESS


Designed by LUCIDI, PEVERE




TESS OMC

Tecnologia trasformata in design.
Vuoti e pieni, un intreccio intrigante.
Tess è girevole, impilabile, con basi
in metallo o legno. Una linea di
sgabelli completa la collezione.

*Where technology becomes design.
An intriguing weave, the original
one. A wide collection that includes
swivel or stacking bases in wood
or metal. Stools also available to
complete the collection.*







TESS TRC



TESS CR



TESS SL



TESS 3



TESS C



TESS S7



TESS SH



softline | powered by materia

MUSA

Designed by ARCHIRIVOLTO



MUSA

Leggera, comoda, bella. Musa è il frutto di un progetto magistrale: polipropilene e fibra di vetro la rendono estremamente robusta, ideale per arredo indoor e outdoor.

Light, comfortable, beautiful. Musa is the result of an ambitious project: polypropylene and fiberglass make it extremely strong and ideal for indoor and outdoor use.

MUSA





SAMBA

Designed by SYN DESIGN



SAMBA NEW

Lo sgabello per ogni ambiente:
ideale a casa così come nei locali
più trendy.

La seduta in SAN ed il prezioso
inserto in alluminio fanno di Samba
un oggetto di stile.

*The iconic stool that fits everywhere.
Ideal at home and in the most trendy
spots.*

*The SAN seat and the precious
aluminium insert make the Samba a
distinguished design object.*



PIER

Designed by EDIT



PIER Q 45 - PIER Q 65 / PIER Q 75

Sgabelli alti e bassi, snelli e minimalisti, una collezione non convenzionale, un mix di linee leggere ed estrema tenuta. Ideali per ambienti giovani e luminosi. Sedute in legno di frassino o tappezzate, metallo cromato e laccato.

High and low stools, sleek and minimalist. An unconventional collection, a mix of light and sturdy lines. The Pier range is ideal for lively and bright environments. Seats are in wood or upholstered. Metal frames can be chromed or lacquered.

PIER



125





PIER R 45 - PIER R 65 / PIER R 75



PIER T 45 - PIER T 65 / PIER T 75

QUID

Designed by TIZIANO DAINESE



QUID SH

Alternativa originale, un classico rivisitato. La seduta sagomata, in SAN o tappezzata garantisce la giusta combinazione di comodità ed estetica. Strutture diverse in metallo, cromate o laccate.



QUID SH UP

An original alternative, a revisited classic. A shaped seat, available in SAN or upholstered, that combines comfort and good looks. Various frames in metal, chromed or lacquered.

QUID





QUID SL 65



QUID SL 78



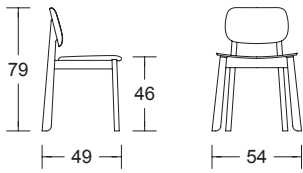
QUID SL 65 UP



QUID SL 78 UP

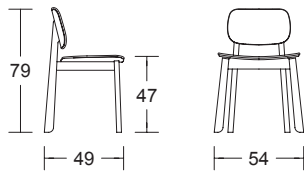
Dati tecnici
Technical data

ALLY



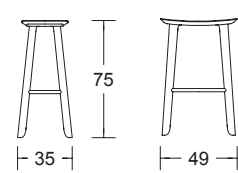
m³: 0,33 kg: 6,5
pcs.: 2 -

ALLY UP S



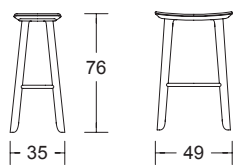
m³: 0,33 kg: 7,0
pcs.: 2 m: 0,30

ALLY SG



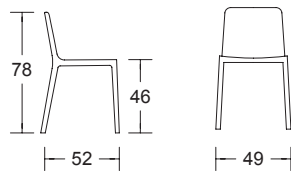
m³: 0,13 kg: 5,0
pc.: 1 -

ALLY SG UP



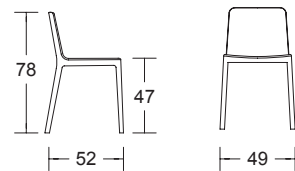
m³: 0,13 kg: 5,3
pc.: 1 m: 0,30

ARON



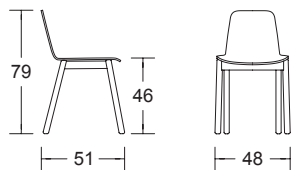
m³: 0,33 kg: 4,0
pcs.: 2 -

ARON UP



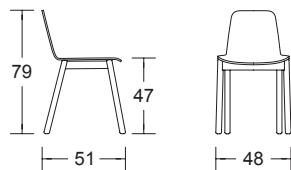
m³: 0,33 kg: 5,6
pcs.: 2 m: 0,60

AVE



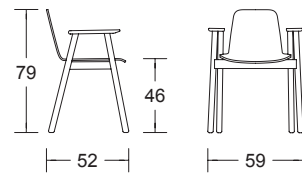
m³: 0,33 kg: 6,5
pcs.: 2 -

AVE UP



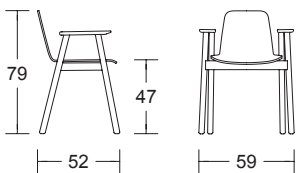
m³: 0,33 kg: 7,0
pcs.: 2 m: 0,80

AVE P



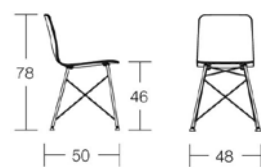
m³: 0,30 kg: 8,0
pc.: 1 -

AVE P UP




m³: 0,30 kg: 8,5
pc.: 1 m: 0,80

BEBO TRC



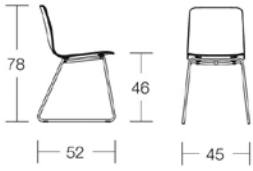
m³: 0,37 kg: 4,6
pcs.: 2 -

BEBO TRC UP



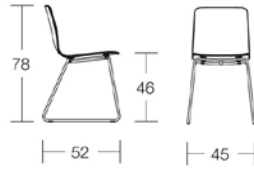
m³: 0,37 kg: 5,1
pcs.: 2 m: 1,00

BEBO SL



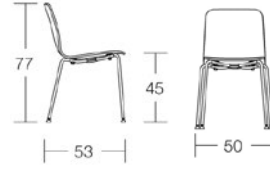
m³: 0,37 kg: 5,2
pcs.: 2 -

BEBO SL UP



m³: 0,37 kg: 5,7
pcs.: 2 m: 1,00

BEBO 3



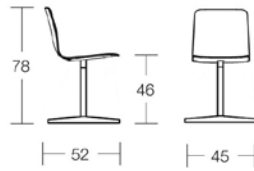
m³: 0,33 kg: 4,6
pcs.: 2 -

BEBO C UP



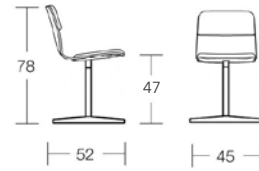
m³: 0,37 kg: 5,1
pcs.: 2 m: 1,00

BEBO CR



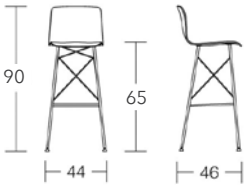
m³: 0,37 kg: 6,1
pcs.: 1 -

BEBO CR UP



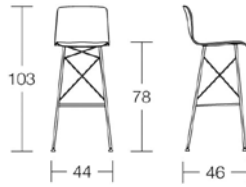
m³: 0,37 kg: 6,6
pcs.: 1 m: 1,00

BEBO TRS 65



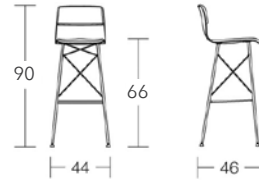
m³: 0,37 kg: 5,7
pcs.: 1 -

BEBO TRS 78



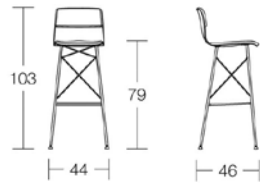
m³: 0,37 kg: 6,0
pcs.: 1 -

BEBO TRS 65 UP



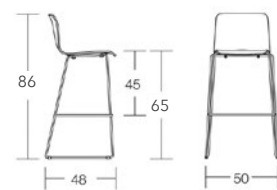
m³: 0,37 kg: 6,3
pcs.: 1 m: 0,70

BEBO TRS 78 UP



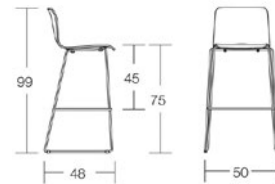
m³: 0,37 kg: 6,6
pcs.: 1 m: 0,70

BEBO SL 65



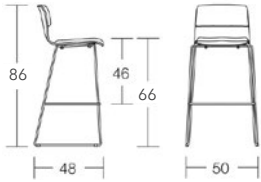
m³: 0,35 kg: 6,8
pcs.: 2 -

BEBO SL 78



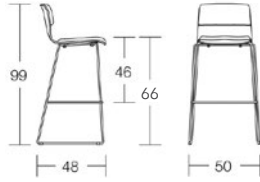
m³: 0,35 kg: 7,1
pcs.: 2 -

BEBO SL 65 UP



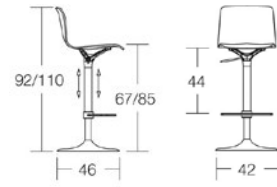
m³: 0,37 kg: 7,5
 pcs.: 2 m: 0,70

BEBO SL 78 UP



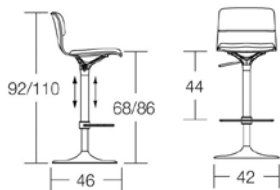
m³: 0,37 kg: 7,9
 pcs.: 2 m: 0,70

BEBO SH



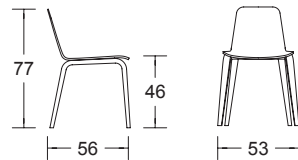
m³: 0,25 kg: 9,0
 pcs.: 1

BEBO SH UP



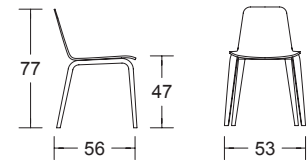
m³: 0,25 kg: 9,6
 pcs.: 1 m: 0,70

BLUES F



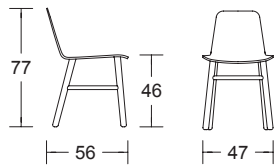
m³: 0,33 kg: 5,7
 pcs.: 2 -

BLUES F UP



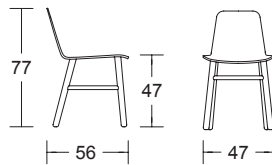
m³: 0,33 kg: 6,5
 pcs.: 2 m: 0,80

BLUES O



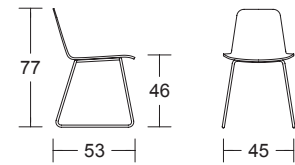
m³: 0,33 kg: 5,5
 pcs.: 2 -

BLUES O UP



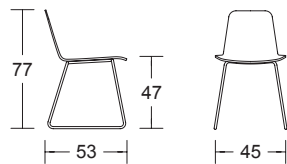
m³: 0,33 kg: 6,3
 pcs.: 2 m: 0,80

BLUES SL



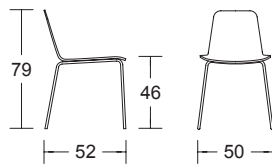
m³: 0,33 kg: 5,8
 pcs.: 2 -

BLUES SL UP



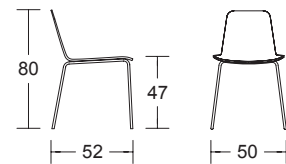
m³: 0,33 kg: 6,6
 pcs.: 2 m: 0,80

BLUES 3



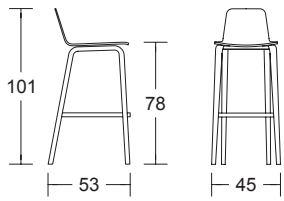
m³: 0,33 kg: 5,7
 pcs.: 2 -

BLUES C UP



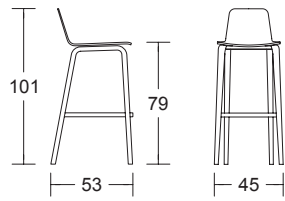
m³: 0,33 kg: 6,5
 pcs.: 2 m: 0,80

BLUES F 78



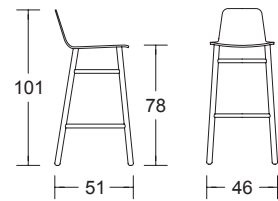
m³: 0,37 kg: 7,2
pcs.: 1 -

BLUES F 78 UP



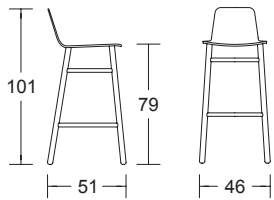
m³: 0,37 kg: 7,7
pcs.: 1 m: 0,50

BLUES O 78



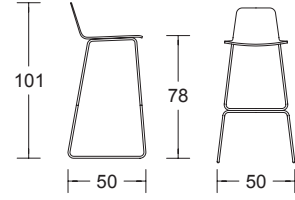
m³: 0,37 kg: 6,0
pcs.: 1 -

BLUES O 78 UP



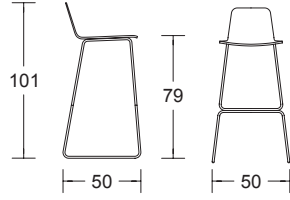
m³: 0,37 kg: 6,5
pcs.: 1 m: 0,50

BLUES SL 78



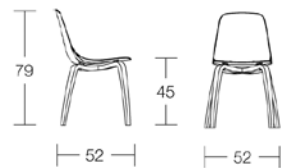
m³: 0,37 kg: 6,0
pcs.: 1 -

BLUES SL 78 UP



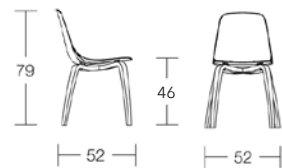
m³: 0,37 kg: 6,5
pcs.: 1 m: 0,50

COUPÉ FP



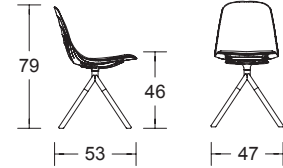
m³: 0,37 kg: 6,0
pcs.: 2 -

COUPÉ FP UP



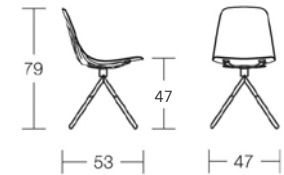
m³: 0,37 kg: 7,0
pcs.: 2 m: 1,00

COUPÉ 4T



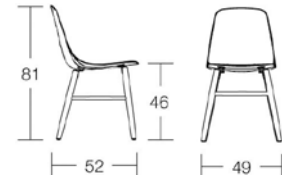
m³: 0,29 kg: 6,6
pcs.: 1 -

COUPÉ 4T UP



m³: 0,29 kg: 7,6
pcs.: 1 m: 1,00

COUPÉ OMC



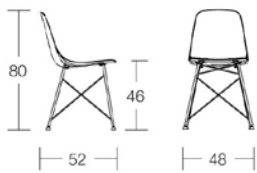
m³: 0,37 kg: 4,6
pcs.: 2 -

COUPÉ OMC UP



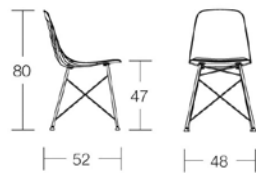
m³: 0,37 kg: 5,6
pcs.: 2 m: 1,00

COUPÉ TRC



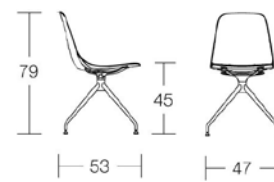
m³: 0,37 kg: 4,6
pcs.: 2 -

COUPÉ TRC UP



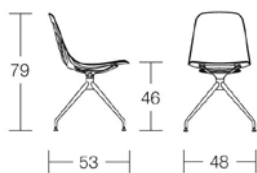
m³: 0,37 kg: 5,6
pcs.: 2 m: 1,00

COUPÉ 6



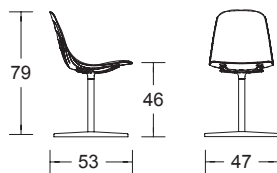
m³: 0,29 kg: 5,6
pcs.: 1 -

COUPÉ 6 UP



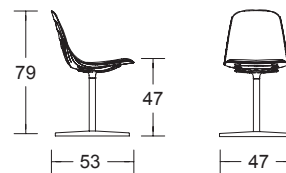
m³: 0,33 kg: 6,6
pcs.: 1 m: 1,00

COUPÉ CR



m³: 0,37 kg: 6,1
pcs.: 1 -

COUPÉ CR UP



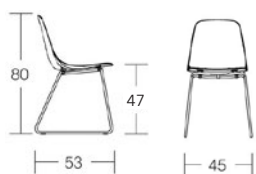
m³: 0,37 kg: 7,1
pcs.: 1 m: 1,00

COUPÉ SL



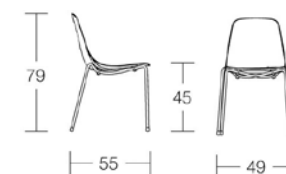
m³: 0,37 kg: 6,1
pcs.: 2 -

COUPÉ SL UP



m³: 0,37 kg: 7,1
pcs.: 2 m: 1,00

COUPÉ 3



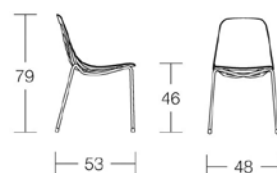
m³: 0,39 kg: 4,6
pcs.: 4 -

COUPÉ C



m³: 0,26 kg: 4,6
pcs.: 4 KD

COUPÉ C UP



m³: 0,37 kg: 5,6
pcs.: 2 m: 1,00

COUPÉ OMC 78



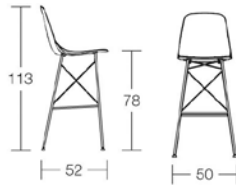
m³: 0,37 kg: 5,2
pcs.: 1 -

COUPÉ OMC 78 UP



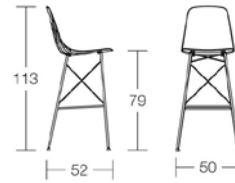
m³: 0,40 kg: 6,2
pcs.: 1 m: 1,00

COUPÉ TRC 78



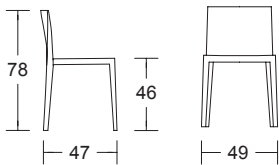
m³: 0,40 kg: 6,3
pcs.: 1 -

COUPÉ TRC 78 UP



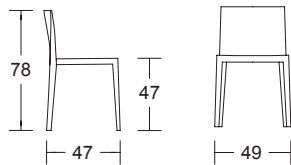
m³: 0,40 kg: 7,3
pcs.: 1 m: 1,00

DAIKI



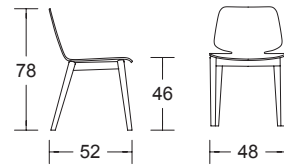
m³: 0,33 kg: 5,5
pcs.: 2 -

DAIKI UP S



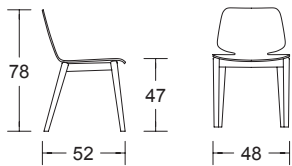
m³: 0,33 kg: 6,0
pcs.: 2 m: 0,30

ELA



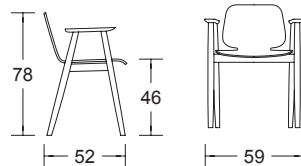
m³: 0,33 kg: 6,5
pcs.: 2 -

ELA UP



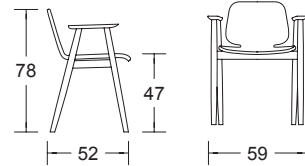
m³: 0,33 kg: 7,0
pcs.: 2 m: 0,80

ELA P



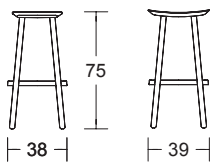
m³: 0,30 kg: 7,5
pcs.: 1 -

ELA P UP



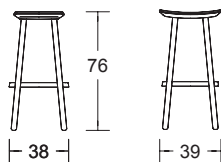
m³: 0,30 kg: 8,0
pcs.: 1 m: 0,80

ELA SG



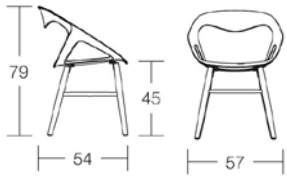
m³: 0,15 kg: 4,5
pcs.: 1 -

ELA SG UP



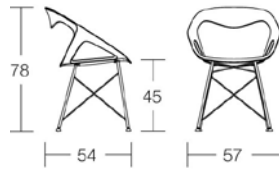
m³: 0,15 kg: 4,8
pcs.: 1 m: 0,30

FELIX OMC



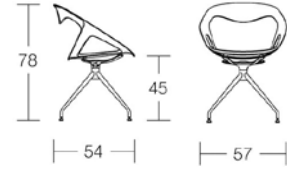
m³: 0,30 kg: 4,8
pcs.: 1 -

FELIX TRC



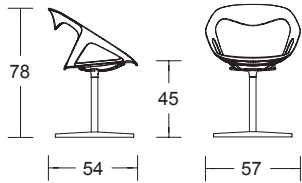
m³: 0,30 kg: 4,8
pcs.: 1 -

FELIX 6



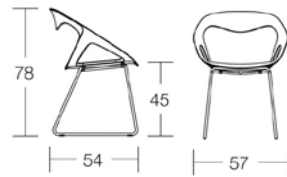
m³: 0,30 kg: 5,8
pcs.: 1 -

FELIX CR



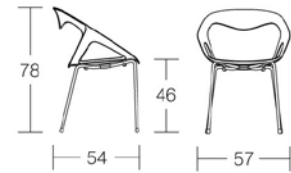
m³: 0,30 kg: 6,3
pcs.: 1 -

FELIX SL



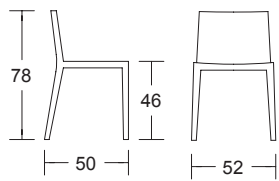
m³: 0,30 kg: 5,1
pcs.: 1 -

FELIX 3



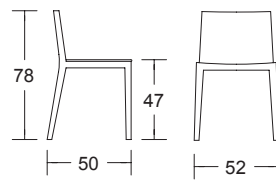
m³: 0,30 kg: 4,9
pcs.: 2 -

JALA



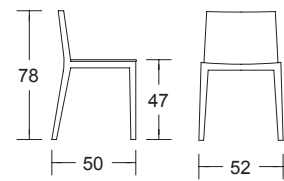
m³: 0,35 kg: 5,5
pcs.: 2 -

JALA UP S



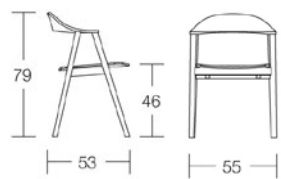
m³: 0,35 kg: 6,0
pcs.: 2 m: 0,30

JALA UP



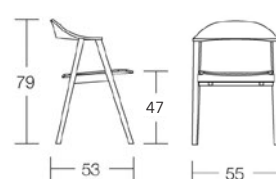
m³: 0,35 kg: 7,0
pcs.: 2 m: 0,60

KARM



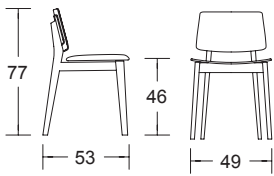
m³: 0,30 kg: 5,0
pcs.: 1 -

KARM UP



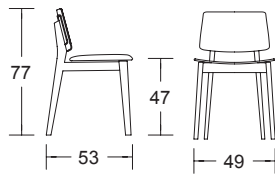
m³: 0,30 kg: 5,5
pcs.: 1 m: 0,30

MANÈ



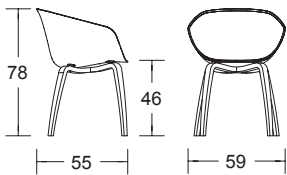
m³: 0,33 kg: 5,5
pcs.: 2 -

MANÈ UP S



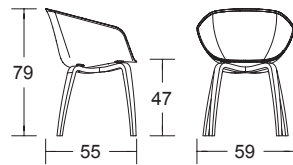
m³: 0,33 kg: 6,0
pcs.: 2 m: 0,30

MAYA FP



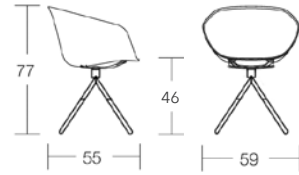
m³: 0,30 kg: 8,0
pcs.: 1 -

MAYA FP UP



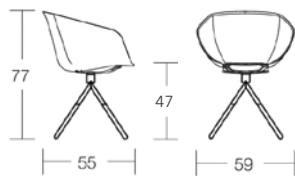
m³: 0,30 kg: 9,2
pcs.: 1 m: 1,30

MAYA 4T



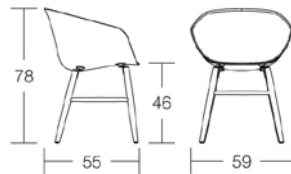
m³: 0,30 kg: 8,2
pcs.: 1 -

MAYA 4T UP



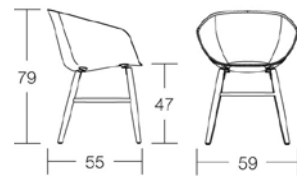
m³: 0,30 kg: 9,4
pcs.: 1 m: 1,30

MAYA OMC



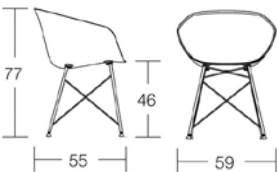
m³: 0,30 kg: 7,0
pcs.: 1 -

MAYA OMC UP



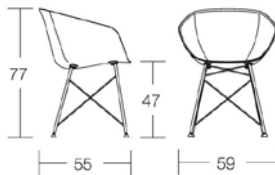
m³: 0,30 kg: 8,2
pcs.: 1 m: 1,30

MAYA TRC



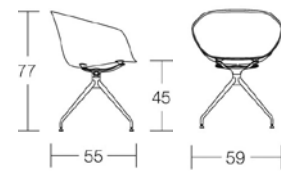
m³: 0,30 kg: 6,5
pcs.: 1 -

MAYA TRC UP



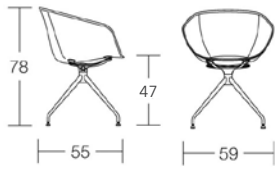
m³: 0,30 kg: 7,7
pcs.: 1 m: 1,30

MAYA 6



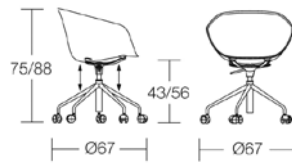
m³: 0,30 kg: 7,5
pcs.: 1 -

MAYA 6 UP



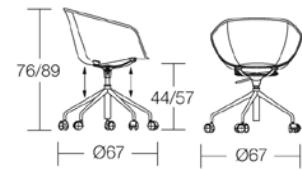
m³: 0,30 kg: 8,2
pcs.: 1 m: 1,30

MAYA 7 G



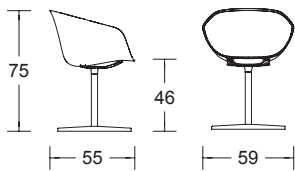
m³: 0,30 kg: 9,0
pcs.: 1 -

MAYA 7 G UP



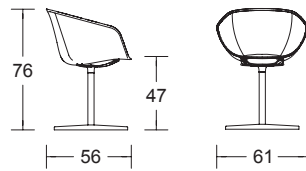
m³: 0,30 kg: 10,2
pcs.: 1 m: 1,30

MAYA CR



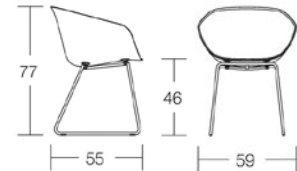
m³: 0,30 kg: 8,0
pcs.: 1 -

MAYA CR UP



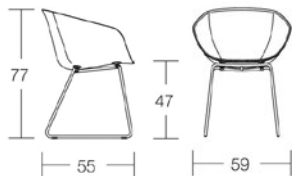
m³: 0,30 kg: 9,2
pcs.: 1 m: 1,30

MAYA SL



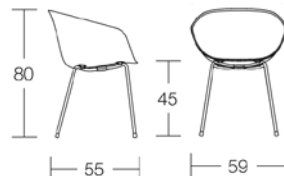
m³: 0,30 kg: 6,9
pcs.: 1 -

MAYA SL UP



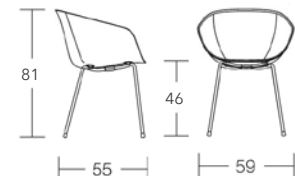
m³: 0,30 kg: 8,1
pcs.: 1 m: 1,30

MAYA C



m³: 0,30 kg: 6,5
pcs.: 1 -

MAYA C UP



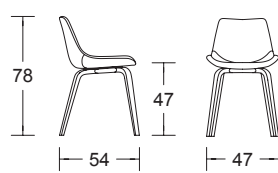
m³: 0,30 kg: 7,7
pcs.: 1 m: 1,30

MUSA



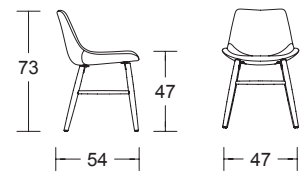
m³: 0,32 kg: 2,9
pcs.: 4 -

NITA C FP



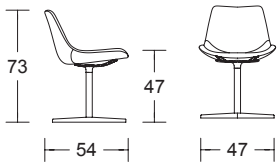
m³: 0,30 kg: 7,0
pcs.: 1 m: 1,10

NITA C OMC



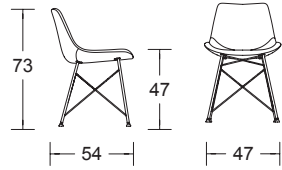
m³: 0,30 kg: 5,0
pcs.: 1 m: 1,10

NITA C CR



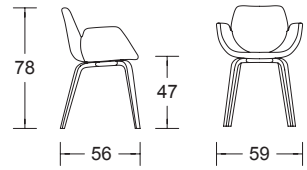
m³: 0,30 kg: 6,50
pcs.: 1 m: 1,10

NITA C TRC



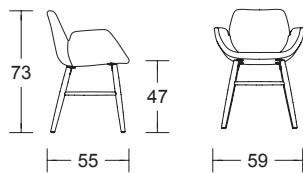
m³: 0,30 kg: 5,30
pcs.: 1 m: 1,10

NITA A FP



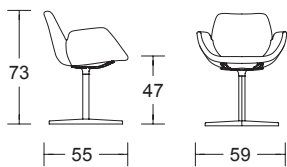
m³: 0,30 kg: 8
pcs.: 1 m: 1,30

NITA A OMC



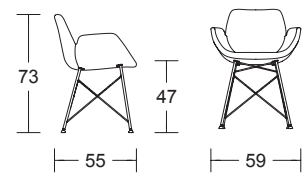
m³: 0,30 kg: 6,0
pcs.: 1 m: 1,30

NITA A CR



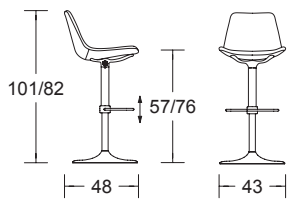
m³: 0,30 kg: 7,50
pcs.: 1 m: 1,30

NITA A TRC



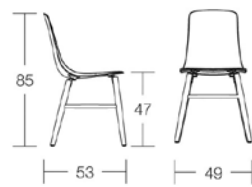
m³: 0,30 kg: 6,30
pcs.: 1 m: 1,30

NITA SG



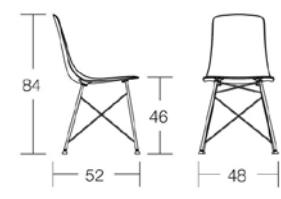
m³: 0,25 kg: 9,10
pcs.: 1 m: 1,00

PAULINE OMC



m³: 0,37 kg: 4,7
pcs.: 2 -

PAULINE TRC



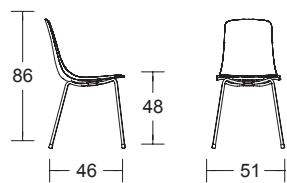
m³: 0,37 kg: 4,6
pcs.: 2 -

PAULINE 3



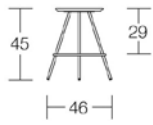
m³: 0,43 kg: 4,7
pcs.: 4

PAULINE C



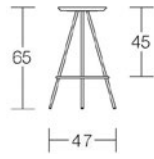
m³: 0,26 kg: 4,7
pcs.: 4 KD

PIER Q 45



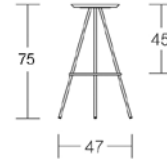
m³: 0,25 kg: 4,0
pcs.: 2 -

PIER Q 65



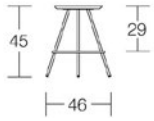
m³: 0,25 kg: 4,7
pcs.: 2 -

PIER Q 75



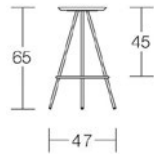
m³: 0,25 kg: 4,9
pcs.: 2 -

PIER R 45



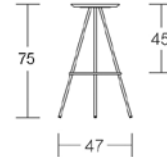
m³: 0,25 kg: 4,0
pcs.: 2 -

PIER R 65



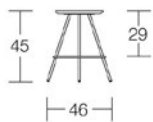
m³: 0,25 kg: 4,7
pcs.: 2 -

PIER R 75



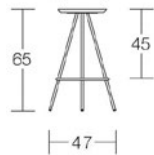
m³: 0,25 kg: 4,9
pcs.: 2 -

PIER T 45



m³: 0,25 kg: 4,0
pcs.: 2 -

PIER T 65



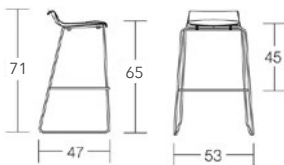
m³: 0,25 kg: 4,7
pcs.: 2 -

PIER T 75



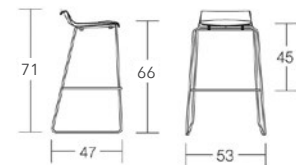
m³: 0,25 kg: 4,9
pcs.: 2 -

QUID SL 65



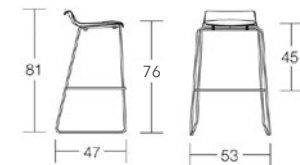
m³: 0,21 kg: 7,0
pcs.: 2 -

QUID SL 65 UP



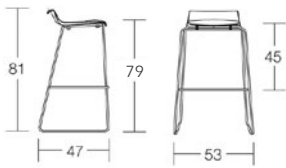
m³: 0,21 kg: 7,5
pcs.: 2 m: 0,30

QUID SL 78



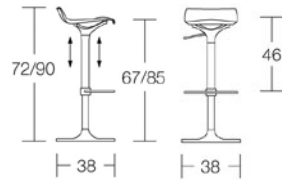
m³: 0,32 kg: 7,3
pcs.: 2 -

QUID SL 78 UP



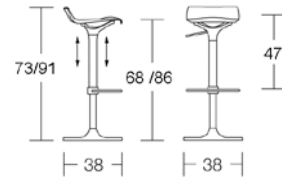
m³: 0,32 kg: 7,8
 pcs.: 2 m: 0,30

QUID SH



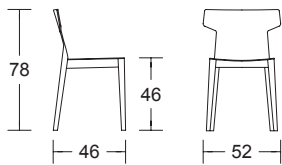
m³: 0,15 kg: 8,5
 pcs.: 1 -

QUID SH UP



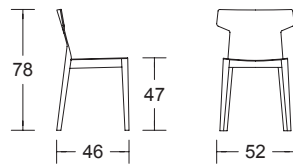
m³: 0,15 kg: 9,0
 pcs.: 1 m: 0,30

RAMA



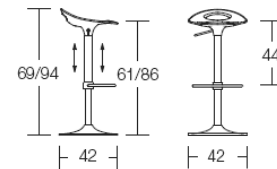
m³: 0,33 kg: 5,0
 pcs.: 2 -

RAMA UP S



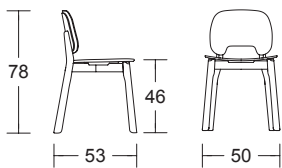
m³: 0,33 kg: 5,5
 pcs.: 2 m: 0,30

SAMBA NEW



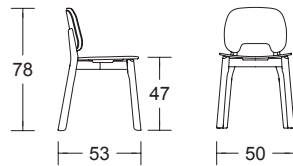
m³: 0,15 kg: 8,5
 pcs.: 1 -

SONA



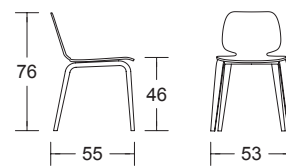
m³: 0,33 kg: 6,2
 pcs.: 2 -

SONA UP S



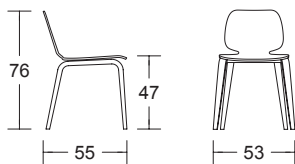
m³: 0,33 kg: 6,7
 pcs.: 2 m: 0,30

SWING F



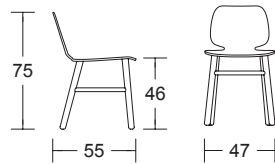
m³: 0,33 kg: 5,7
 pcs.: 2 -

SWING F UP



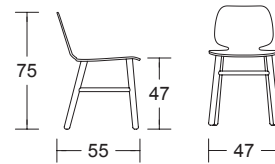
m³: 0,33 kg: 6,5
 pcs.: 2 m: 0,80

SWING O



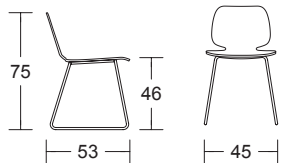
m³: 0,33 kg: 5,5
 pcs.: 2 -

SWING O UP



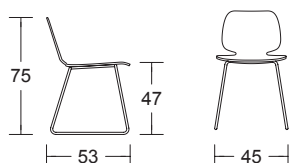
m³: 0,33 kg: 6,3
 pcs.: 2 m: 0,80

SWING SL




m³: 0,33 kg: 5,6
pcs.: 2 -

SWING SL UP



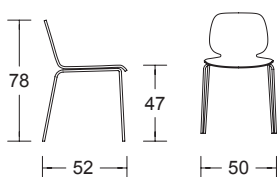
m³: 0,33 kg: 6,4
pcs.: 2 m: 0,80

SWING 3



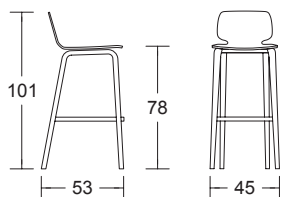
m³: 0,33 kg: 5,7
pcs.: 2 -

SWING C UP



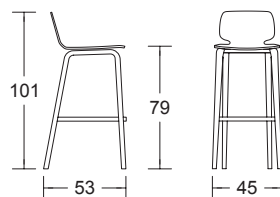
m³: 0,33 kg: 6,5
pcs.: 2 m: 0,80

SWING F 78



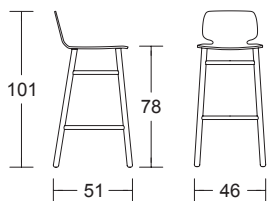
m³: 0,37 kg: 7,2
pcs.: 1 -

SWING F 78 UP



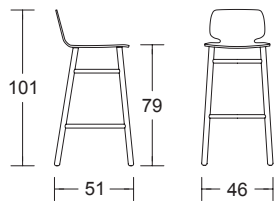
m³: 0,37 kg: 7,7
pcs.: 1 m: 0,50

SWING O 78



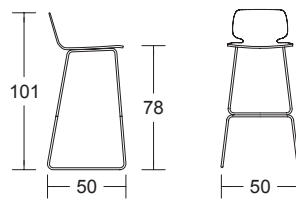
m³: 0,37 kg: 6,0
pcs.: 1 -

SWING O 78 UP



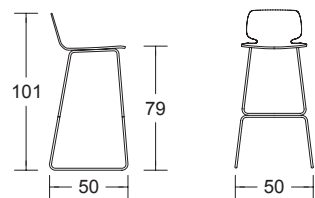
m³: 0,37 kg: 6,5
pcs.: 1 m: 0,50

SWING SL 78



m³: 0,37 kg: 6,0
pcs.: 1 -

SWING SL 78 UP



m³: 0,37 kg: 6,5
pcs.: 1 m: 0,50

TESS OMC



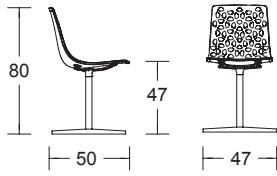
m³: 0,37 kg: 4,9
pcs.: 2 -

TESS TRC



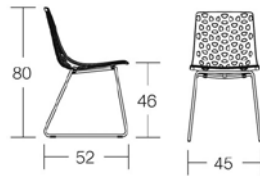
m³: 0,37 kg: 4,9
pcs.: 2 -

TESS CR



m³: 0,37 kg: 6,9
pcs.: 1 -

TESS SL



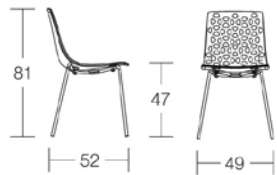
m³: 0,37 kg: 5,3
pcs.: 2 -

TESS 3



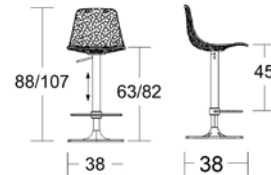
m³: 0,38 kg: 5,0
pcs.: 4 -

TESS C



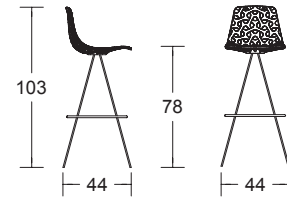
m³: 0,26 kg: 4,9
pcs.: 2 KD -

TESS SH



m³: 0,12 kg: 9,5
pcs.: 1 KD -

TESS S7



m³: 0,37 kg: 5,0
pcs.: 2 -

COLORI

I colori dei materiali raffigurati sono da considerarsi puramente indicativi, in quanto la resa cromatica della stampa tipografica e del corrispondente file digitale è sempre e comunque non identica al materiale originale fotografato.

COLOURS

The colours of the materials are only indicative. The colours of the printed matter and the corresponding digital file can never be identical to the colours of the original material.

softline[®]
powered by materia

www.softline1979.com

Viale del Lavoro, 84 Z.i.u. Lauzacco
33050 Pavia di Udine (UD) Italy
Tel. +39.0432.675513

Export department:

Ph. +39.0432.1619896
Ph. +39.0432.1619899
sales@softline1979.com

Ufficio commerciale Italia:

Tel. +39.0432.1619893
commerciale@softline1979.com

MADE IN ITALY

design&photo: www.primastudio.it



Il marchio della gestione
forestale responsabile
FSC[®]-A000509

The mark of responsible
forestry **FSC[®]-A000509**

softline®
powered by materia