

Casellari CLOUD

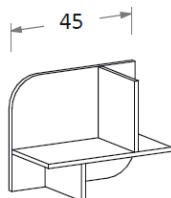
CLOUD wall units

nidi

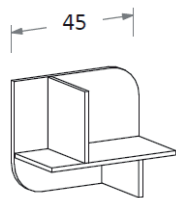
Schiena sp. 1,8 cm - Tramezze sp. 1,4 cm \ back panel 1,8 cm thick - Partitions 1,4 cm thick

Predisposti per fissaggio in 4 posizioni \ designed for mounting in any of 4 positions.

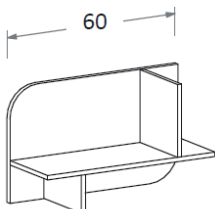
DX \ RH



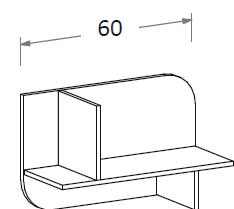
SX \ LH



DX \ RH



SX \ LH



misure L x H x P cm \ dimensions W x H x D cm
45-60 x 36,6 x 25 cm

Portata max / Load capacity : 20 kg