

KRIZIA



Stack multipurpose chair, fixed or swivel, in coloured and transparent polycarbonate.

Seat-back: monocoque glossy polycarbonate shell available in the following colours:
white, red, moka, black and transparent



The shell is fastened to the frame through 4-special transparent stripes in polycarbonate.

Versions:



- **polycarbonate glossy shell**



- **polycarbonate glossy shell with fixed padded/upholstered seat:** glossy outer shell seat with inner-seat padded and upholstered, in polypropylene and padding in fireproof expanded polyurethane density 50 RC, thickness 7 mm.



- **polycarbonate shell with fixed padded/ upholstered inner shell:** glossy outer shell with fully padded and upholstered inner-shell in polypropylene and padding in fireproof expanded polyurethane density 50 RC, thickness 7 mm.

Swivel bases:



APN 5 star base with steel inner frame 25x30 mm th.2 m Ø 670 mm, cover in black polypropylene. (Ansi-Bifma X5.1-1993/8)



AL7 5-star base in die-cast polished aluminum Ø 650 mm



for **APN e AL7:** self-braking soft castors Ø 50 mm



APS 5-star base in black reinforced nylon Ø 660 mm



AL6 5-star base in die-cast polished aluminum Ø 654 mm.



APG 5-star base in grey nylon Ø 675 mm



APW 5-star base in white nylon Ø 675 mm



for **APS, APG, APW, AL6 e AL9:** self-braking soft castors Ø 65 mm



AL9 5-star base in die-cast aluminum, aluminium grey painted Ø 650 mm



AL3 5-star base in die-cast polished aluminum Ø 654 mm with chromed gaslift



AL5 5-star base in die-cast polished aluminum Ø 654 mm with chromed gaslift



for **AL3** e **AL5** self-braking soft castors Ø 65 mm **CHROMED**

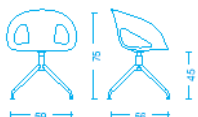
FRAMES:

Fixed frames:

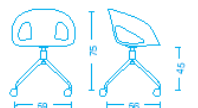


- **4-legs fixed frames in white painted steel (AB), aluminium painted steel (AV) Ø 14x2 ASFORM or chromed (ACC) with adjustable glides**
- **4 legs fixed frame in natural beech or white painted beech**

Swivel frames :



- **4-legs chromed swivel base** in cone-shaped steel with adjustable **glides**.
- **4-legs white painted swivel base** cone-shaped steel with adjustable **glides**



- **4-legs swivel base in chromed** cone-shaped steel on **chromed castors**.
- **4-legs swivel base in white painted** cone-shaped steel on **chromed castors**.

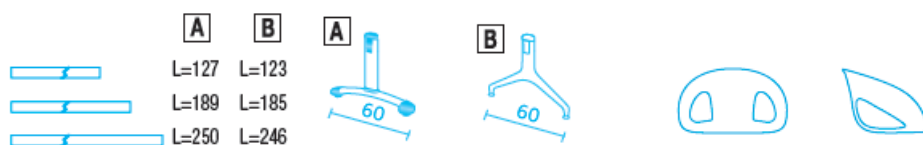


- **rounded chromed pedestal** Ø 480 mm. adjustable in height by gas spring
- **5-stars swivel base (APN, APS, APW, APG, AL5, AL6, AL7, AL3, AL9)** with gas spring height adjustment, on castors (or feet)



Beams:

in aluminium painted steel 80x 40 sp. 1,5 mm, h 43 cm (seat from floor):



Legs type A in aluminum painted steel

Legs type B in die-cast aluminum



KASTEL S.R.L.
Via Friuli, 35/37
31020 San Vendemiano (TV) – ITALIA

T +39 0438 401380
F +39 0438 401680
kastel@kastel.it

www.kastel.com



Optional for die-cast aluminum legs type B: **pair of glides fixable to the floor.**



Junction: to join beams



Top table: in black MDF



Top table: in white or anthracite HPL

April 2017