

LightUp



profim



"Most design processes involve balancing compromises. A multitude of different requirements have to be brought in line and not every idea can be realized. What's so remarkable about LightUp is how much of the original vision is actually retained in the final product, how few compromises had to be made. When I look at the initial design concepts for LightUp, I find that all the essentials are also still present in the final product. It is very satisfying."

Christopher Schmidt
Product Designer, ITO Design



Light on the pocket, big on design.





LightUp is a modern swivel chair with a great price-quality ratio. A perfect solution for those seeking ergonomic and economical chairs.










Mesh or upholstery

Two types of backrest: mesh or upholstery. The upholstered version provides soft and comfortable support. You can choose different colours, so that the chair matches the surroundings. The alternative mesh version is extremely flexible, and the use of breathable, high-quality mesh provides an additional advantage: air circulation.



The design and technical solutions used to create LightUp chairs make them suitable for any type of office area. Developed for people who spend long hours at their desks and who need physically comfortable and aesthetic solutions.



Minimalist design

LightUp's modern and minimalist aesthetic combines form and function in the most elegant way. Every part of the chair serves a purpose – nothing is superfluous. Most importantly, all of its shapes have been thoroughly optimized to provide the utmost in comfort and ergonomic quality.





Ergonomics + LightUp

While working at a desk, we are in constant motion, even though this might seem contradictory. We shift our position and adjust the pressure exerted on the backrest. It is important for the chair to react adequately to these changes, ensuring proper posture, removing pressure from the spine, providing comfort at work, and preventing distractions from the task at hand.

Upholstered backrest

The back fabric is stretched across the frame and properly tensioned to provide great lumbar support. The provision of different colours of upholstery facilitates personalization.

Lumbar support

To maximize back and pelvis support, lumbar can be easily height and depth adjusted (optional).

Synchro Mechanism

Synchronous seat and backrest movement gives the feeling of healthy support in every seating position. The tension can be adjusted to accommodate users of different sizes.

Adjustable armrests

Thanks to height adjustable armrests there is possibility to find a natural position that comfortably supports the wrists and forearms. Armrests are equipped with soft pads.

Tilt force adjustment

The weight adjustment feature is easy and quick to use – just a few turns of the control knob covers the complete weight range.

Seat height adjustment

Adjusts the height of the seat with a simple pull of the lever.

Seat depth adjustment

The sliding seat guarantees optimal legroom helping to improve blood circulation and avoid pins and needles (SL/SFL mechanism).

Seat/backrest tilt adjustment

An additional forward tilt allows to sit forward in the chair during highly task-intensive work (SFL mechanism).



Example configuration:

LIGHTUP 230SFL BLACK P61PU + lumbar support TYPE B

Spine support + work comfort

LightUp has been designed to support the user during a long day of work. It boasts several innovative solutions that allow the user to adjust the chair to their individual needs. A crucial element of the chair is its thoughtfully designed, exceptional backrest whose shape naturally fits the curves of the spine.



Mesh backrest

High tenacity elastic mesh is stretched across the frame to provide great flexibility, breathability and comfort at the same time.

Synchro Self Mechanism

The self-weighting automatic synchro mechanism senses user's weight and automatically provides the right amount of support through the full range of recline motion.

Seat profile

A perfectly shaped seat guarantees maximum legroom and reduces pressure on the thighs.

Comfort choice

Can be easily toggled between two types of comfort: relaxed or supportive.

Seat height adjustment

Adjusts the height of the seat with a simple pull of the lever.

Seat depth adjustment

The sliding seat guarantees optimal legroom helping to improve blood circulation and avoid pins and needles (STL mechanism).

Seat/backrest tilt adjustment

Seat/backrest tilt with the possibility of recline in two positions.

Example configuration:

LIGHTUP 250STL BLACK P61PU + lumbar support TYPE B

Two types of mechanism are available
in the LightUp product line:



Synchro

A modern mechanism that allows for manual adjustment of the chair to the weight of the user: perfect for dedicated work spaces.

The synchro mechanism can be locked in one of five positions (S/SL versions) or one of four positions (SFL version).



Synchro Self

An intuitive mechanism that automatically adjusts to the weight of the user: perfect for cases when several people share a work station.

The self-weighting synchro mechanism (ST/STL) can be locked in the upright position.

and two versions
of lumbar support (optional):



Type A

Height-adjustable lumbar support.



Type B

Height- and depth-adjustable lumbar support.



Configure your product

When ordering, please use code symbols.

LightUp



Backrest

Mechanism

Base



Upholstered

230



Mesh

250



Synchro

S

Adjustment of seat height (130 mm).
Synchronising mechanism with
the possibility to adjust the
resilience of the backrest to
the weight of the sitting person.

SL

S mechanism with function
of sliding seat (60 mm).

SFL

SL mechanism with function
of additional seat / backrest tilt.



Synchro Self

ST

Adjustment of seat height (130 mm).
Synchronising mechanism
automatically adjusts the
resilience of the backrest to
the weight of the sitting person.

STL

ST mechanism with function
of sliding seat (60 mm).



Black

Material: polyamide.

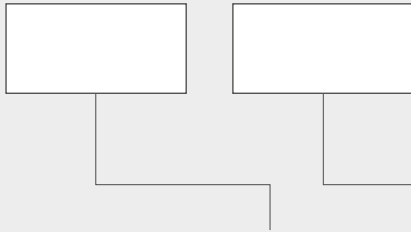
BLACK



Chrome

Material: polished aluminum.

CHROME



Armrests*



Fixed armrest

Polyurethane pad.

P60PU



Adjustable armrest

Height adjustable (80 mm) with soft pad.

P61PU



Adjustable armrest

Height adjustable armrest (80 mm), sliding soft pad (± 50 mm) with span option (± 30 mm).

P59PU

Upholstery

Type & Colour

SYMBOL

Mesh



SR-15



SR-16



RU-17



RU-15



RU-16

Additional

Castors / Glides



HARD

For soft floors.



SOFT

For hard floors.



TEFLON

Universal.

Castors are equipped with a brake that prevents the chair from "moving away" without a load.

Lumbar support

(available for both backrests types: upholstered and mesh).



TYPE A

Height adjustment (65 mm).



TYPE B

Height (65 mm) and depth adjustment.

Hanger



HA

* Armrests are always black, irrespective of the colour of base.

Profim and the Environment

In our operation we follow the sustainability principle. We operate in a responsible manner for the benefit of our customers, employees, suppliers, and the local community, but we always respect the environment.



Design and Development

A carefully considered design means a timeless and robust product that will serve the user for many years.

LightUp chairs are designed in a way that allows us to produce them with the smallest possible amount of materials and components, allowing for easy recycling at the end of the life cycle. It is also important to design the production process in an optimal way, so that the amount of wasted raw materials is minimized.

Designed in order to minimize the amount of hazardous substances used for production (such as chrome, cadmium or mercury).



Materials and Components

Materials and raw materials used for production must not only meet certain quality criteria, but also cannot contain hazardous compounds, harmful to humans and the environment (such as PVC, chrome(VI), mercury, lead).

Polyurethane foams do not contain organic compounds (e.g. CFC, PFC, H-CFC).

All wood-based raw materials that we use come from responsible and regulated forest industries. We are FSC® certified.

We work closely with our suppliers to reduce our collective impact on the environment. We encourage them to optimize processes and require that they conform to a number of environmental standards.



Production and Waste Management

We use environmentally-friendly technologies; our chrome-plating facility uses the eco-friendly Chromium(III) technology; the paint shop uses an eco-friendly, certified powder paint.

We optimize and reduce electricity consumption, and make sure that process water is reused in the production process.

Production waste is segregated for recycling and only sent to authorized parties; some of our waste is reused in the process.

Product packaging is made of recycled cardboard.



Delivery Logistics and Transport

We manage the transport fleet on our own, which allows us to optimize the use of trucks delivering our products to the clients and analyze transport on the go in terms of route selection in order to minimize fuel consumption. In addition, we combine deliveries with material pickups from our suppliers.

With the support of specialized information systems we can manage shipments in order to maximize vehicle capacity.

In order to achieve our goals, we have implemented Environmental Management System based on the ISO 14001 standard, which allows for a comprehensive approach to ecology.

We take into consideration and evaluate the way LightUp products affect the environment during their entire life cycle, including design, implementation, and production, as well as order processing and delivery, use, and recycling.



Using the Finished Product

All LightUp chairs come with a 5-year warranty, even though they can be used a lot longer, due to their high quality and durability.

Using the chair does not cause any effects that could be harmful to the environment or human health.



Recycling Used Products

LightUp chairs can be dismantled with standard, generally available tools.

The cardboard packaging is 100% recyclable.

The chairs are 95% recyclable.

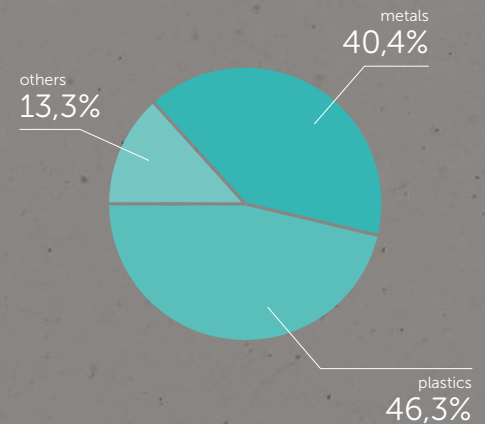
LightUp

Product Environmental Information

(for LIGHTUP 230STL BLACK P60PU)

Materials used:

Metals	kg	%
Steel	5,60	36,1
Other metals	0,67	4,3
Plastics	kg	%
Polyurethane (PUR)	0,77	5,0
Polypropylene (PP)	1,40	9,0
Nylon	5,00	32,3
Others	kg	%
Fabrics	0,47	3,0
Plywood	1,60	10,3
Weight	15,51	100,0
Recyclable	14,73	95,0



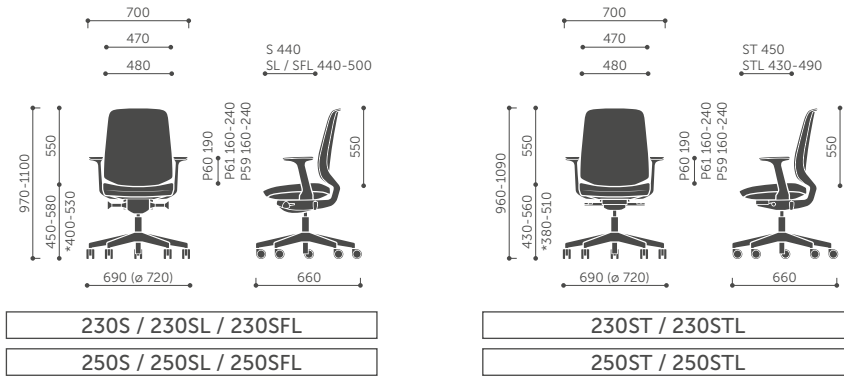
Recyclable content



LightUp was awarded the Blue Angel certificate, one of the oldest environmental awards for environmentally-friendly products.

Measurements


The measurements are approximate and can differ depending on the product configuration.
 Measuring methodology is available at this link: www.profim.eu/Measuring_methodology.pdf



* Seat height is measured according to PN EN 1335-1 norm (with seat burden).



Scan QR code for more information
about product ergonomics.



www.profim.eu

The producer reserves the right to conduct construction changes and improvements of the products.
Colours presented in the catalogue may vary from the original colours of furniture.



CHROMIUM (III)
Eco-Friendly Technology

CHROM (III)
Umweltfreundliche
Technologie

