
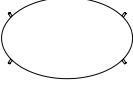


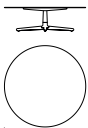
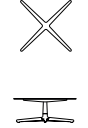
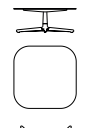






		width	height	depth	Ø diameter	unit weight kg.
4150		192	43	118		66.000
	oval top 2 legs with 2 spokes INDOOR					
4151		192	43	118		66.000
4156		180	43	90		53.000
	rectangular top rounded r= 25 cm 2 legs with 2 spokes OUTDOOR					
4157		180	43	90		53.000
4152			43		118	48.000
	round top base with 4 spokes OUTDOOR					
4153			43		118	48.000
4154		99	43	99		34.000
	square top rounded r= 25 cm base with 4 spokes OUTDOOR					
4155		99	43	99		34.000

**4151 / 4157 / 4153 / 4155
glass top**

VB/white	
VN/black	

**4150 / 4156 / 4152 / 4154
stoneware top with marble finish**

MB/white	
MN/black	

4156 / 4157 / 4152 / 4151
4153 / 4154 / 4155



On request, Kartell can pair black or white tops with contrasting legs

packaging	quantity	weight kg.	volume m ³	dimension
4150/4151	1 top	63.000	0.200	200X125X8
	1 leg	15.000	0.370	92X80X50
	1 leg	15.000	0.370	92X80X50
4156/4157	1 top	55.000	0.140	185X95X8
	1 leg	15.000	0.370	92X80X50
	1 leg	15.000	0.370	92X80X50
4152/4153	1 top	48.000	0.125	125X125X8
	1 leg	9.000	0.320	80X80X50
4154/4155	1 top	39.000	0.090	106X106X8
	1 leg	9.000	0.370	92X80X50

Material

Top: stoneware or glass

Leg: matte painted die-cast aluminium

	level reached
EN 1022 2005	Compliant
EN 15372:2008 par. 5	Compliant
EN 1730:2000	
6.2	3
6.3	3
6.4	3
6.5	3
6.6	3
6.8	3