



**News 2021**

**Outdoor Lighting**

**FLOS**  
OUTDOOR

FLOS  
OUTDOOR





## Pointbreak

Designed by Piero Lissoni

« Tutte queste lampade condividono ciò che penso sia una caratteristica molto importante: il modo in cui controllano la luce sulle superfici è estremamente speciale e delicato. La presenza della luce è quasi impercettibile. Sono oggetti che creano luce, un po' come una candela. Quando si accende una candela, ha un certo effetto sensuale sull'ambiente circostante. Queste lampade svolgono lo stesso ruolo. »  
Piero Lissoni.

« All these lamps share what I think is a very important characteristic: the way they handle and move light across surfaces is extremely special and delicate. The presence of the light is almost imperceptible. They are objects that create light, a little like a candle. When you light a candle, it has a certain sensual effect on the surrounding environment. These lamps fulfil the same role »  
Piero Lissoni.



Pointbreak Bollard 2 - H 900





Pointbreak Balisage 2



Pointbreak Balisage 1





Pointbreak Bollard 1 H 600





Pointbreak Bollard 2 H 900



Pointbreak Ceiling 2









Pointbreak Wall








	<p>L'esclusivo disegno brevettato del Gruppo ottico garantisce un'uniformità luminosa impeccabile abbinata ad un comfort visivo senza precedenti che elimina ogni forma di abbagliamento diretto.</p>	<p>The unique and patented design of the optical unit guarantees an impeccable, uniform lighting and unprecedented visual comfort, eliminating any type of direct glare.</p>
	<p>Le versioni balisage permettono di impreziosire gli spazi esterni con un'illuminazione professionale capace di rivelare materiali e superfici attraverso un'esclusiva distribuzione radente che guida gli utenti attraverso lo spazio con un impatto minimo sul paesaggio.</p>	<p>The Balisage versions allow the embellishment of outdoor spaces with a professional lighting capable of revealing materials and surfaces through an exclusive flush distribution that guides users through the space with a minimal impact on the landscape.</p>
	<p>L'assenza totale di spigoli vivi permette di giocare con la luce naturale e fondere il prodotto con l'architettura. Di notte il corpo dell'apparecchio rimane totalmente nascosto, così come la sorgente luminosa che è completamente schermata alla vista grazie al full cut-off di serie.</p>	<p>The total absence of sharp edges allows playing with natural light and blending the product with the architecture. At night, the body of the luminaire is completely hidden, as is the light source, which is completely protected from view thanks to the standard full cut-off.</p>
	<p>La forma estremamente compatta e pratica da installare a soffitto permette di gestire gli spazi più complessi con un consumo energetico ridotto ed un'ampia scelta di distribuzioni luminose ideali per qualsiasi scenografia di luce.</p>	<p>Its extremely compact shape and practicality for ceiling installation allows an easy management of the most complex spaces with reduced energy consumption and great light distribution possibilities, ideal for any lighting creation.</p>



Famiglia / Family

Pointbreak Bollard 1



Pointbreak Balisage 1



Pointbreak Wall 1  
Mono / Double



Pointbreak Ceiling 1



Pointbreak Bollard 2



Pointbreak Balisage 2



Pointbreak Wall 2  
Mono / Double




Pointbreak Ceiling 2



Colori / Colours

Pointbreak



01 Bianco  
01 White



06 Grigio  
06 Grey



12 Forest Green  
12 Forest Green



18 Deep Brown  
18 Deep Brown



30 Nero  
30 Black



33 Antracite  
33 Anthracite

Descrizione / Description

Pointbreak Bollard

Collezione di bollard per esterno dal ricco contenuto di design con sorgente luminosa a LED, caratterizzati dall'ottica brevettata ad altissima performance. L'esclusiva forma supercerchio è declinata in due dimensioni e tre altezze. Struttura corpo in alluminio estruso, testa dell'apparecchio in fusione di alluminio, diffusore in policarbonato trasparente trattato superficialmente con antigraffio e stabilizzato ai raggi UV. L'ottica integrata nella testa permette una emissione luminosa asimmetrica radiale direzionata verso il basso e combinata con il riflettore in alluminio verniciato in nero assoluto evitano le riflessioni indirette per rispettare le vigenti leggi in materia di inquinamento luminoso. Disponibile in differenti finiture con rivestimento a doppio strato di polveri e sottoposte a trattamento di conversione chimica superficiale per una elevata resistenza alla corrosione. Le versioni bollard possono essere installate facilmente a terra su qualsiasi pavimento con tasselli tramite base in tecnopolimero ad altissima resistenza ed esente da fenomeno di corrosione ed elemento di fissaggio che ne permette la regolazione fine, oppure utilizzando l'accessorio dedicato piastra di ancoraggio per rendere la base del prodotto totalmente solidale con la pavimentazione. Le viterie di fissaggio del paletto sono in acciaio inox AISI 316L brunate per le finiture scure.

Pointbreak Balisage

Collezione di apparecchi semincasso balisage per esterno dal ricco contenuto di design con sorgente luminosa a LED, caratterizzati dall'ottica brevettata ad altissima performance. L'esclusiva forma del supercerchio è declinata in due dimensioni e due altezze. Struttura corpo in alluminio estruso, testa dell'apparecchio in fusione di alluminio, diffusore in policarbonato trasparente trattato superficialmente con antigraffio e stabilizzato ai raggi UV. L'ottica integrata nella testa permette una emissione luminosa asimmetrica radiale direzionata verso il basso e combinata con il riflettore in alluminio verniciato in nero assoluto evitano le riflessioni indirette per rispettare le vigenti leggi in materia di inquinamento luminoso. Disponibile in differenti finiture con rivestimento a doppio strato di polveri e sottoposte a trattamento di conversione chimica superficiale per una elevata resistenza alla corrosione. Trattamento brevettato ACT (anti corrosion treatment) per la parte incassata nel terreno. Le versioni balisage possono essere installate facilmente nel terreno mediante l'utilizzo di apposita cassaforma obbligatoria, da ordinare separatamente.

Pointbreak Wall

Collezione di apparecchi a parete per esterno dal ricco contenuto di design con sorgente luminosa a LED, caratterizzati dall'ottica brevettata ad altissima performance. L'esclusiva forma del supercerchio è declinata in due dimensioni, ad emissione monodirezionale o bidirezionale. Struttura in fusione di alluminio con vetro trasparente di chiusura. L'ottica integrata, arretrata nella parte inferiore, utilizza lenti brevettate ed è protetta da una schermatura in nero assoluto, per ottimizzare il confort visivo e contemporaneamente mantenere una elevata performance. Disponibile in differenti finiture con rivestimento a doppio strato di polveri e sottoposte a trattamento di conversione chimica superficiale per una elevata resistenza alla corrosione. L'installazione viene effettuata tramite staffa in PBT (Poli-butilene tereftalato) ad altissima resistenza ed esente da fenomeno di corrosione. Doppio pressacavo installato direttamente sul corpo dell'apparecchio per consentire il cablaggio entra-esce.

Pointbreak Ceiling

Collezione di apparecchi a soffitto per esterno dal ricco contenuto di design con sorgente luminosa a LED, caratterizzati dall'ottica brevettata ad altissima performance. L'esclusiva forma del supercerchio è declinata in due dimensioni. Struttura in fusione di alluminio, con vetro trasparente di chiusura. L'ottica integrata, arretrata nella parte inferiore, utilizza lenti brevettate ed è protetta da una schermatura in nero assoluto, per ottimizzare il confort visivo e contemporaneamente mantenere una elevata performance. Disponibile in differenti finiture con rivestimento a doppio strato di polveri e sottoposte a trattamento di conversione chimica superficiale per una elevata resistenza alla corrosione. L'installazione viene effettuata tramite elemento di fissaggio che ne permette la regolazione fine. Doppio pressacavo installato direttamente sul corpo dell'apparecchio per consentire il cablaggio entra-esce.

Pointbreak Bollard

Collection of outdoor bollards with an exclusive design and LED light source, characterized by a patented high-performance optics.

The unique squircle shape is available in two sizes and three heights. The body structure comes in extruded aluminum, the head of the luminaire in cast aluminum, and the diffuser is made of transparent, UV-stabilized polycarbonate with scratch-resistant surface treatment. The optics integrated in the head allows an asymmetric, downward radial light emission that, combined with an aluminum reflector painted in absolute black, avoids indirect reflections in compliance with current light pollution laws. Available in different finishes with a double layer of powder coating and chemical conversion surface treatment to ensure high resistance against corrosion.

Bollard versions may be easily installed on any flooring on the ground with anchors by using the high-resistance, corrosion-free technopolymer base and a fixing element, allowing a fine adjustment; or by using the specific accessory anchoring plate for a flawless integration of the base of the product with the ground. The anchoring hardware is made of AISI 316L burnished for dark finishes.

**Pointbreak Balisage**

Collection of partially-recessed outdoor luminaires with an exclusive design and LED light source, characterized by a patented high-performance optics.

The unique squircle shape is available in two sizes and three heights. The body structure comes in extruded aluminum, the head of the luminaire in cast aluminum, and the diffuser is made of transparent, UV-stabilized polycarbonate with scratch-resistant surface treatment. The optics integrated in the head allows an asymmetric, downward radial light emission that, combined with an aluminum reflector painted in absolute black, avoids indirect reflections in compliance with current light pollution laws. Available in different finishes with a double layer of powder coating and chemical conversion surface treatment to ensure high resistance against corrosion.

Patented anticorrosive treatment (ACT) for the part fitted into the ground.

Balisage versions are easily installed on the ground with a mandatory special box for installation, to be ordered separately.

Pointbreak Wall

Collection of outdoor wall luminaires with an exclusive design and LED light source, characterized by a patented high-performance optics.

The unique squircle shape is available in two sizes, with uni- or bi-directional emission. Cast aluminum structure with transparent closing glass. The integrated optics, located at the bottom, uses patented lenses and is protected by an absolute black screening to optimize visual comfort while maintaining high performance.

Available in different finishes with a double layer of powder coating and chemical conversion surface treatment to ensure high resistance against corrosion.

The installation is made using a highly resistant and corrosion-free PBT (polybutylenterephthalate) bracket. Double cable gland installed directly in the body of the luminaire for inlet and outlet connection.

Pointbreak Ceiling

Collection of outdoor ceiling luminaires with an exclusive design and LED light source, characterized by a patented high-performance optics.

The unique squircle shape is available in two sizes. Cast aluminum structure with transparent closing glass. The integrated optics, located at the bottom, uses patented lenses and is protected by an absolute black screening to optimize visual comfort while maintaining high performance.

Available in different finishes with a double layer of powder coating and chemical conversion surface treatment to ensure high resistance against corrosion.

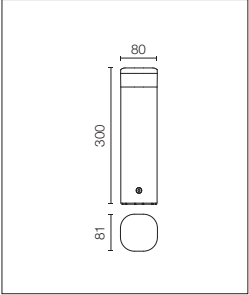

Installation is made with a fixing component that allows a fine adjustment. Double cable gland installed directly in the body of the luminaire for inlet and outlet connection.








Pointbreak Bollard 2 H 900

Pointbreak Bollard 1 - 300


**Mid - Power LED:** Mid - Power Led: 4,5W - 576 lm ≠ FIXT 170 lm - 2700K/CRI>80 - 220-240V / 4,5W - 600 lm ≠ FIXT 175 lm - 3000K/CRI>80 - 220-240V / 4,5W - 625 lm ≠ FIXT 185 lm - 4000/CRI>80 - 220-240V







IP65



1.5 Kg

Sorgente luminosa a LED inclusa. Alimentazione elettrica 220-240V ON/OFF e dimmerabile 1-10V o DALI integrata. Dotato di uno spezzone di cavo uscente in neoprene e un sistema di giunzione IP68 H2O Stop anti-condensa a 2 vie. L'apparecchio è installabile su qualsiasi pavimento per mezzo di tasselli. Piastra di ancoraggio per l'installazione su pavimentazione da gettare con plinto di cemento da ordinare separatamente.

LED light source included. Integrated 220-240V ON/OFF and 1-10V/DALI dimmable electrical power. Equipped with a neoprene outlet cable and 2-way anti-condensation IP68 H2O Stop gasket. The luminaire may be easily installed on any type of floor with anchors. The anchoring plate for installation on flooring to be concreted must be ordered separately.

110V version upon request.

Versione 110V a richiesta.

- 2700K**  
Non Dimmable

  - F023B2CA001
  - F023B2CA006
  - F023B2CA012
  - F023B2CA018
  - F023B2CA030
  - F023B2CA033

1-10V

  - F023B2CB001
  - F023B2CB006
  - F023B2CB012
  - F023B2CB018
  - F023B2CB030
  - F023B2CB033

Dali

  - F023B2CD001
  - F023B2CD006
  - F023B2CD012
  - F023B2CD018
  - F023B2CD030
  - F023B2CD033
- 3000K**  
Non Dimmable

  - F023B3CA001
  - F023B3CA006
  - F023B3CA012
  - F023B3CA018
  - F023B3CA030
  - F023B3CA033

1-10V

  - F023B3CB001
  - F023B3CB006
  - F023B3CB012
  - F023B3CB018
  - F023B3CB030
  - F023B3CB033

Dali

  - F023B3CD001
  - F023B3CD006
  - F023B3CD012
  - F023B3CD018
  - F023B3CD030
  - F023B3CD033
- 4000K**  
Non Dimmable

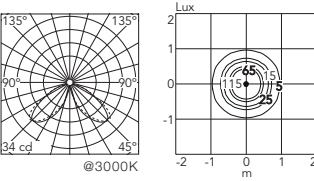
  - F023B4CA001
  - F023B4CA006
  - F023B4CA012
  - F023B4CA018
  - F023B4CA030
  - F023B4CA033

1-10V

  - F023B4CB001
  - F023B4CB006
  - F023B4CB012
  - F023B4CB018
  - F023B4CB030
  - F023B4CB033

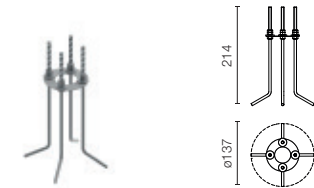
Dali

  - F023B4CD001
  - F023B4CD006
  - F023B4CD012
  - F023B4CD018
  - F023B4CD030
  - F023B4CD033



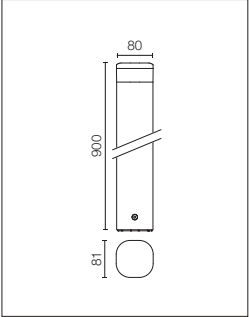

Piastra tirafondi / Base plate with bolt.





F023Z050000




Pointbreak Bollard 1 - 900


**Mid - Power LED:** Mid - Power Led: 4,5W - 576 lm ≠ FIXT 170 lm - 2700K/CRI>80 - 220-240V / 4,5W - 600 lm ≠ FIXT 175 lm - 3000K/CRI>80 - 220-240V / 4,5W - 625 lm ≠ FIXT 185 lm - 4000/CRI>80 - 220-240V







IP65



2.5 Kg

Sorgente luminosa a LED inclusa. Alimentazione elettrica 220-240V ON/OFF e dimmerabile 1-10V o DALI integrata. Dotato di uno spezzone di cavo uscente in neoprene e un sistema di giunzione IP68 H2O Stop anti-condensa a 2 vie. L'apparecchio è installabile su qualsiasi pavimento per mezzo di tasselli. Piastra di ancoraggio per l'installazione su pavimentazione da gettare con plinto di cemento da ordinare separatamente.

LED light source included. Integrated 220-240V ON/OFF and 1-10V/DALI dimmable electrical power. Equipped with a neoprene outlet cable and 2-way anti-condensation IP68 H2O Stop gasket. The luminaire may be easily installed on any type of floor with anchors. The anchoring plate for installation on flooring to be concreted must be ordered separately.

110V version upon request.

Versione 110V a richiesta.

- 2700K**  
Non Dimmable

  - F023B2EA001
  - F023B2EA006
  - F023B2EA012
  - F023B2EA018
  - F023B2EA030
  - F023B2EA033

1-10V

  - F023B2EB001
  - F023B2EB006
  - F023B2EB012
  - F023B2EB018
  - F023B2EB030
  - F023B2EB033

Dali

  - F023B2ED001
  - F023B2ED006
  - F023B2ED012
  - F023B2ED018
  - F023B2ED030
  - F023B2ED033
- 3000K**  
Non Dimmable

  - F023B3EA001
  - F023B3EA006
  - F023B3EA012
  - F023B3EA018
  - F023B3EA030
  - F023B3EA033

1-10V

  - F023B3EB001
  - F023B3EB006
  - F023B3EB012
  - F023B3EB018
  - F023B3EB030
  - F023B3EB033

Dali

  - F023B3ED001
  - F023B3ED006
  - F023B3ED012
  - F023B3ED018
  - F023B3ED030
  - F023B3ED033
- 4000K**  
Non Dimmable

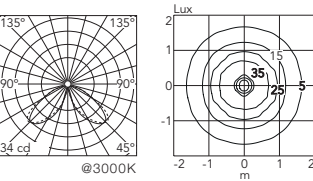
  - F023B4EA001
  - F023B4EA006
  - F023B4EA012
  - F023B4EA018
  - F023B4EA030
  - F023B4EA033

1-10V

  - F023B4EB001
  - F023B4EB006
  - F023B4EB012
  - F023B4EB018
  - F023B4EB030
  - F023B4EB033


Dali

  - F023B4ED001
  - F023B4ED006
  - F023B4ED012
  - F023B4ED018
  - F023B4ED030
  - F023B4ED033



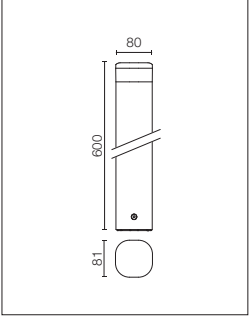

Piastra tirafondi / Base plate with bolt.





F023Z050000




Pointbreak Bollard 1 - 600


**Mid - Power LED:** Mid - Power Led: 4,5W - 576 lm ≠ FIXT 170 lm - 2700K/CRI>80 - 220-240V / 4,5W - 600 lm ≠ FIXT 175 lm - 3000K/CRI>80 - 220-240V / 4,5W - 625 lm ≠ FIXT 185 lm - 4000/CRI>80 - 220-240V







IP65



2 Kg

Sorgente luminosa a LED inclusa. Alimentazione elettrica 220-240V ON/OFF e dimmerabile 1-10V o DALI integrata. Dotato di uno spezzone di cavo uscente in neoprene e un sistema di giunzione IP68 H2O Stop anti-condensa a 2 vie. L'apparecchio è installabile su qualsiasi pavimento per mezzo di tasselli. Piastra di ancoraggio per l'installazione su pavimentazione da gettare con plinto di cemento da ordinare separatamente.

LED light source included. Integrated 220-240V ON/OFF and 1-10V/DALI dimmable electrical power. Equipped with a neoprene outlet cable and 2-way anti-condensation IP68 H2O Stop gasket. The luminaire may be easily installed on any type of floor with anchors. The anchoring plate for installation on flooring to be concreted must be ordered separately.

110V version upon request.

Versione 110V a richiesta.

- 2700K**  
Non Dimmable

  - F023B2DA001
  - F023B2DA006
  - F023B2DA012
  - F023B2DA018
  - F023B2DA030
  - F023B2DA033

1-10V

  - F023B2DB001
  - F023B2DB006
  - F023B2DB012
  - F023B2DB018
  - F023B2DB030
  - F023B2DB033

Dali

  - F023B2DD001
  - F023B2DD006
  - F023B2DD012
  - F023B2DD018
  - F023B2DD030
  - F023B2DD033
- 3000K**  
Non Dimmable

  - F023B3DA001
  - F023B3DA006
  - F023B3DA012
  - F023B3DA018
  - F023B3DA030
  - F023B3DA033

1-10V

  - F023B3DB001
  - F023B3DB006
  - F023B3DB012
  - F023B3DB018
  - F023B3DB030
  - F023B3DB033

Dali

  - F023B3DD001
  - F023B3DD006
  - F023B3DD012
  - F023B3DD018
  - F023B3DD030
  - F023B3DD033
- 4000K**  
Non Dimmable

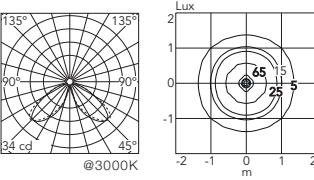
  - F023B4DA001
  - F023B4DA006
  - F023B4DA012
  - F023B4DA018
  - F023B4DA030
  - F023B4DA033

1-10V

  - F023B4DB001
  - F023B4DB006
  - F023B4DB012
  - F023B4DB018
  - F023B4DB030
  - F023B4DB033

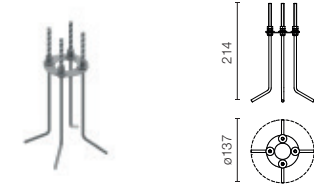
Dali

  - F023B4DD001
  - F023B4DD006
  - F023B4DD012
  - F023B4DD018
  - F023B4DD030
  - F023B4DD033



Piastra tirafondi / Base plate with bolt.

F023Z050000



Pointbreak Mono Emission 180°



Pointbreak Bollard è anche disponibile in versione mono emissione (180°) grazie ad uno speciale otturatore sagomato integrato nel gruppo ottico stagno.

Su richiesta l'emissione può essere modificata per ottenere un'apertura di 90° o 270°.

Pointbreak Bollard is also available as a single-emission version (180°) thanks to a special shaped shutter integrated in the watertight optical unit.

On request, the beam can be modified to 90° or 270°.



\* Dati tecnici e fotometrie preliminari. / Preliminary technical specs and photometries.



Pointbreak Bollard 2 - 300

Mid - Power LED: 12,5W - 1374 lm ≠ FIXT 600 lm - 2700K/CRI>80 - 220-240V / 12,5W - 1429 lm ≠ FIXT 624 lm - 3000K/CRI>80 - 220-240V / 12,5W - 1538 lm ≠ FIXT 672 lm - 4000/CRI>80 - 220-240V

Sorgente luminosa a LED inclusa. Alimentazione elettrica 220-240V ON/OFF e dimmerabile 1-10V o DALI integrata. Dotato di uno spezzone di cavo uscente in neoprene e un sistema di giunzione IP68 H2O Stop anti-condensa a 2 vie. L'apparecchio è installabile su qualsiasi pavimento per mezzo di tasselli. Piastra di ancoraggio per l'installazione su pavimentazione da gettare con plinto di cemento da ordinare separatamente.

LED light source included. Integrated 220-240V ON/OFF and 1-10V/DALI dimmable electrical power. Equipped with a neoprene outlet cable and 2-way anti-condensation IP68 H2O Stop gasket. The luminaire may be easily installed on any type of floor with anchors. The anchoring plate for installation on flooring to be concreted must be ordered separately.

Versione 110V a richiesta.

110V version upon request.

- 2700K  
Non Dimmable

☐ F023B2HA001

☐ F023B2HA006

☐ F023B2HA012

☐ F023B2HA018

☐ F023B2HA030

☐ F023B2HA033

1-10V

☐ F023B2HB001

☐ F023B2HB006

☐ F023B2HB012

☐ F023B2HB018

☐ F023B2HB030

☐ F023B2HB033

Dali

☐ F023B2HD001

☐ F023B2HD006

☐ F023B2HD012

☐ F023B2HD018

☐ F023B2HD030

☐ F023B2HD033
- 3000K  
Non Dimmable

☐ F023B3HA001

☐ F023B3HA006

☐ F023B3HA012

☐ F023B3HA018

☐ F023B3HA030

☐ F023B3HA033

1-10V

☐ F023B3HB001

☐ F023B3HB006

☐ F023B3HB012

☐ F023B3HB018

☐ F023B3HB030

☐ F023B3HB033

Dali

☐ F023B3HD001

☐ F023B3HD006

☐ F023B3HD012

☐ F023B3HD018

☐ F023B3HD030

☐ F023B3HD033
- 4000K  
Non Dimmable

☐ F023B4HA001

☐ F023B4HA006

☐ F023B4HA012

☐ F023B4HA018

☐ F023B4HA030

☐ F023B4HA033

1-10V

☐ F023B4HB001

☐ F023B4HB006

☐ F023B4HB012

☐ F023B4HB018

☐ F023B4HB030

☐ F023B4HB033

Dali

☐ F023B4HD001

☐ F023B4HD006

☐ F023B4HD012

☐ F023B4HD018

☐ F023B4HD030

☐ F023B4HD033
- 
- 
- Piastra tirafondi / Base plate with bolt.
- F023Z060000
- 

Pointbreak Bollard 2 - 600

Mid - Power LED: 12,5W - 1374 lm ≠ FIXT 600 lm - 2700K/CRI>80 - 220-240V / 12,5W - 1429 lm ≠ FIXT 624 lm - 3000K/CRI>80 - 220-240V / 12,5W - 1538 lm ≠ FIXT 672 lm - 4000/CRI>80 - 220-240V

Sorgente luminosa a LED inclusa. Alimentazione elettrica 220-240V ON/OFF e dimmerabile 1-10V o DALI integrata. Dotato di uno spezzone di cavo uscente in neoprene e un sistema di giunzione IP68 H2O Stop anti-condensa a 2 vie. L'apparecchio è installabile su qualsiasi pavimento per mezzo di tasselli. Piastra di ancoraggio per l'installazione su pavimentazione da gettare con plinto di cemento da ordinare separatamente.

LED light source included. Integrated 220-240V ON/OFF and 1-10V/DALI dimmable electrical power. Equipped with a neoprene outlet cable and 2-way anti-condensation IP68 H2O Stop gasket. The luminaire may be easily installed on any type of floor with anchors. The anchoring plate for installation on flooring to be concreted must be ordered separately.

Versione 110V a richiesta.

110V version upon request.

- 2700K  
Non Dimmable

☐ F023B2JA001

☐ F023B2JA006

☐ F023B2JA012

☐ F023B2JA018

☐ F023B2JA030

☐ F023B2JA033

1-10V

☐ F023B2JB001

☐ F023B2JB006

☐ F023B2JB012

☐ F023B2JB018

☐ F023B2JB030

☐ F023B2JB033

Dali

☐ F023B2JD001

☐ F023B2JD006

☐ F023B2JD012

☐ F023B2JD018

☐ F023B2JD030

☐ F023B2JD033
- 3000K  
Non Dimmable

☐ F023B3JA001

☐ F023B3JA006

☐ F023B3JA012

☐ F023B3JA018

☐ F023B3JA030

☐ F023B3JA033

1-10V

☐ F023B3JB001

☐ F023B3JB006

☐ F023B3JB012

☐ F023B3JB018

☐ F023B3JB030

☐ F023B3JB033

Dali

☐ F023B3JD001

☐ F023B3JD006

☐ F023B3JD012

☐ F023B3JD018

☐ F023B3JD030

☐ F023B3JD033
- 4000K  
Non Dimmable

☐ F023B4JA001

☐ F023B4JA006

☐ F023B4JA012

☐ F023B4JA018

☐ F023B4JA030

☐ F023B4JA033

1-10V

☐ F023B4JB001

☐ F023B4JB006

☐ F023B4JB012

☐ F023B4JB018

☐ F023B4JB030

☐ F023B4JB033

Dali

☐ F023B4JD001

☐ F023B4JD006

☐ F023B4JD012

☐ F023B4JD018

☐ F023B4JD030

☐ F023B4JD033
- 
- 
- Piastra tirafondi / Base plate with bolt.
- F023Z060000
- 

Pointbreak Bollard 2 - 900

Mid - Power LED: 12,5W - 1374 lm ≠ FIXT 600 lm - 2700K/CRI>80 - 220-240V / 12,5W - 1429 lm ≠ FIXT 624 lm - 3000K/CRI>80 - 220-240V / 12,5W - 1538 lm ≠ FIXT 672 lm - 4000/CRI>80 - 220-240V

Sorgente luminosa a LED inclusa. Alimentazione elettrica 220-240V ON/OFF e dimmerabile 1-10V o DALI integrata. Dotato di uno spezzone di cavo uscente in neoprene e un sistema di giunzione IP68 H2O Stop anti-condensa a 2 vie. L'apparecchio è installabile su qualsiasi pavimento per mezzo di tasselli. Piastra di ancoraggio per l'installazione su pavimentazione da gettare con plinto di cemento da ordinare separatamente.

LED light source included. Integrated 220-240V ON/OFF and 1-10V/DALI dimmable electrical power. Equipped with a neoprene outlet cable and 2-way anti-condensation IP68 H2O Stop gasket. The luminaire may be easily installed on any type of floor with anchors. The anchoring plate for installation on flooring to be concreted must be ordered separately.

Versione 110V a richiesta.

110V version upon request.

- 2700K  
Non Dimmable

☐ F023B2KA001

☐ F023B2KA006

☐ F023B2KA012

☐ F023B2KA018

☐ F023B2KA030

☐ F023B2KA033

1-10V

☐ F023B2KB001

☐ F023B2KB006

☐ F023B2KB012

☐ F023B2KB018

☐ F023B2KB030

☐ F023B2KB033

Dali

☐ F023B2KD001

☐ F023B2KD006

☐ F023B2KD012

☐ F023B2KD018

☐ F023B2KD030

☐ F023B2KD033
- 3000K  
Non Dimmable

☐ F023B3KA001

☐ F023B3KA006

☐ F023B3KA012

☐ F023B3KA018

☐ F023B3KA030

☐ F023B3KA033

1-10V

☐ F023B3KB001

☐ F023B3KB006

☐ F023B3KB012

☐ F023B3KB018

☐ F023B3KB030

☐ F023B3KB033

Dali

☐ F023B3KD001

☐ F023B3KD006

☐ F023B3KD012

☐ F023B3KD018

☐ F023B3KD030

☐ F023B3KD033
- 4000K  
Non Dimmable

☐ F023B4KA001

☐ F023B4KA006

☐ F023B4KA012

☐ F023B4KA018

☐ F023B4KA030

☐ F023B4KA033

1-10V

☐ F023B4KB001

☐ F023B4KB006

☐ F023B4KB012

☐ F023B4KB018

☐ F023B4KB030

☐ F023B4KB033

Dali

☐ F023B4KD001

☐ F023B4KD006

☐ F023B4KD012

☐ F023B4KD018

☐ F023B4KD030

☐ F023B4KD033
- 
- 
- Piastra tirafondi / Base plate with bolt.
- F023Z060000
- 

Pointbreak Mono Emission 180°

Sorgente luminosa a LED inclusa. Alimentazione elettrica 220-240V ON/OFF e dimmerabile 1-10V o DALI integrata. Dotato di uno spezzone di cavo uscente in neoprene e un sistema di giunzione IP68 H2O Stop anti-condensa a 2 vie. L'apparecchio è installabile su qualsiasi pavimento per mezzo di tasselli. Piastra di ancoraggio per l'installazione su pavimentazione da gettare con plinto di cemento da ordinare separatamente.

LED light source included. Integrated 220-240V ON/OFF and 1-10V/DALI dimmable electrical power. Equipped with a neoprene outlet cable and 2-way anti-condensation IP68 H2O Stop gasket. The luminaire may be easily installed on any type of floor with anchors. The anchoring plate for installation on flooring to be concreted must be ordered separately.

Versione 110V a richiesta.

110V version upon request.

\* Dati tecnici e fotometrie preliminari. / Preliminary technical specs and photometries.

Pointbreak Balisage 1 - 40

Mid - Power LED: 4,5W - 576 lm ≠ FIXT 170 lm - 2700K/CRI>80 - 220-240V / 4,5W - 600 lm ≠ FIXT 175 lm - 3000K/CRI>80 - 220-240V / 4,5W - 625 lm ≠ FIXT 185 lm - 4000/CRI>80 - 220-240V







Sorgente luminosa a LED inclusa. Alimentazione elettrica 220-240V ON/OFF e dimmerabile 1-10V o DALI integrata. Dotato di uno spezzone di cavo uscente in neoprene e un sistema di giunzione IP68 H2O Stop anti-condensa a 2 vie. L'apparecchio è installabile con cassaforma obbligatoria da ordinare separatamente.

LED light source included. Integrated 220-240V ON/OFF and 1-10V/DALI dimmable electrical power. Equipped with a neoprene outlet cable and 2-way anti-condensation IP68 H2O Stop gasket. Luminaire must be installed with mandatory box for installation, ordered separately.

Versione 110V a richiesta.

110V version upon request.

**2700K**  
Non Dimmable

- F023B2AA001
- F023B2AA006
- F023B2AA012
- F023B2AA018
- F023B2AA030
- F023B2AA033

1-10V

- F023B2AB001
- F023B2AB006
- F023B2AB012
- F023B2AB018
- F023B2AB030
- F023B2AB033

Dali

- F023B2AD001
- F023B2AD006
- F023B2AD012
- F023B2AD018
- F023B2AD030
- F023B2AD033

**3000K**  
Non Dimmable

- F023B3AA001
- F023B3AA006
- F023B3AA012
- F023B3AA018
- F023B3AA030
- F023B3AA033

1-10V

- F023B3AB001
- F023B3AB006
- F023B3AB012
- F023B3AB018
- F023B3AB030
- F023B3AB033

Dali

- F023B3AD001
- F023B3AD006
- F023B3AD012
- F023B3AD018
- F023B3AD030
- F023B3AD033

**4000K**  
Non Dimmable

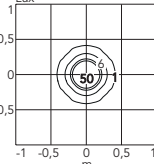
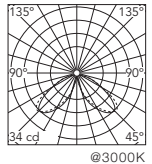
- F023B4AA001
- F023B4AA006
- F023B4AA012
- F023B4AA018
- F023B4AA030
- F023B4AA033

1-10V

- F023B4AB001
- F023B4AB006
- F023B4AB012
- F023B4AB018
- F023B4AB030
- F023B4AB033


Dali

- F023B4AD001
- F023B4AD006
- F023B4AD012
- F023B4AD018
- F023B4AD030
- F023B4AD033



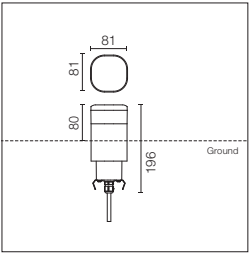

Cassaforma per l'installazione a terra / Box for ground installation.





F023Z020000







Pointbreak Balisage 1 - 80

Mid - Power LED: 4,5W - 576 lm ≠ FIXT 170 lm - 2700K/CRI>80 - 220-240V / 4,5W - 600 lm ≠ FIXT 175 lm - 3000K/CRI>80 - 220-240V / 4,5W - 625 lm ≠ FIXT 185 lm - 4000/CRI>80 - 220-240V







Sorgente luminosa a LED inclusa. Alimentazione elettrica 220-240V ON/OFF e dimmerabile 1-10V o DALI integrata. Dotato di uno spezzone di cavo uscente in neoprene e un sistema di giunzione IP68 H2O Stop anti-condensa a 2 vie. L'apparecchio è installabile con cassaforma obbligatoria da ordinare separatamente.

LED light source included. Integrated 220-240V ON/OFF and 1-10V/DALI dimmable electrical power. Equipped with a neoprene outlet cable and 2-way anti-condensation IP68 H2O Stop gasket. Luminaire must be installed with mandatory box for installation, ordered separately.

Versione 110V a richiesta.

110V version upon request.

**2700K**  
Non Dimmable

- F023B2BA001
- F023B2BA006
- F023B2BA012
- F023B2BA018
- F023B2BA030
- F023B2BA033

1-10V

- F023B2BB001
- F023B2BB006
- F023B2BB012
- F023B2BB018
- F023B2BB030
- F023B2BB033

Dali

- F023B2BD001
- F023B2BD006
- F023B2BD012
- F023B2BD018
- F023B2BD030
- F023B2BD033

**3000K**  
Non Dimmable

- F023B3BA001
- F023B3BA006
- F023B3BA012
- F023B3BA018
- F023B3BA030
- F023B3BA033

1-10V

- F023B3BB001
- F023B3BB006
- F023B3BB012
- F023B3BB018
- F023B3BB030
- F023B3BB033

Dali

- F023B3BD001
- F023B3BD006
- F023B3BD012
- F023B3BD018
- F023B3BD030
- F023B3BD033

**4000K**  
Non Dimmable

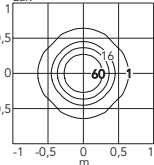
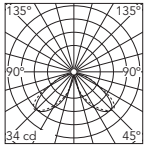
- F023B4BA001
- F023B4BA006
- F023B4BA012
- F023B4BA018
- F023B4BA030
- F023B4BA033

1-10V

- F023B4BB001
- F023B4BB006
- F023B4BB012
- F023B4BB018
- F023B4BB030
- F023B4BB033


Dali

- F023B4BD001
- F023B4BD006
- F023B4BD012
- F023B4BD018
- F023B4BD030
- F023B4BD033



Cassaforma per l'installazione a terra / Box for ground installation.

F023Z020000




\* Dati tecnici e fotometrie preliminari. / Preliminary technical specs and photometries.

Pointbreak Balisage 2 - 60

Mid - Power LED: 12,5W - 1374 lm ≠ FIXT 600 lm - 2700K/CRI>80 - 220-240V / 12,5W - 1429 lm ≠ FIXT 624 lm - 3000K/CRI>80 - 220-240V / 12,5W - 1538 lm ≠ FIXT 672 lm - 4000/CRI>80 - 220-240V







Sorgente luminosa a LED inclusa. Alimentazione elettrica 220-240V ON/OFF e dimmerabile 1-10V o DALI integrata. Dotato di uno spezzone di cavo uscente in neoprene e un sistema di giunzione IP68 H2O Stop anti-condensa a 2 vie. L'apparecchio è installabile con cassaforma obbligatoria da ordinare separatamente.

LED light source included. Integrated 220-240V ON/OFF and 1-10V/DALI dimmable electrical power. Equipped with a neoprene outlet cable and 2-way anti-condensation IP68 H2O Stop gasket. Luminaire must be installed with mandatory box for installation, ordered separately.

Versione 110V a richiesta.

110V version upon request.

**2700K**  
Non Dimmable

- F023B2FA001
- F023B2FA006
- F023B2FA012
- F023B2FA018
- F023B2FA030
- F023B2FA033

1-10V

- F023B2FB001
- F023B2FB006
- F023B2FB012
- F023B2FB018
- F023B2FB030
- F023B2FB033

Dali

- F023B2FD001
- F023B2FD006
- F023B2FD012
- F023B2FD018
- F023B2FD030
- F023B2FD033

**3000K**  
Non Dimmable

- F023B3FA001
- F023B3FA006
- F023B3FA012
- F023B3FA018
- F023B3FA030
- F023B3FA033

1-10V

- F023B3FB001
- F023B3FB006
- F023B3FB012
- F023B3FB018
- F023B3FB030
- F023B3FB033

Dali

- F023B3FD001
- F023B3FD006
- F023B3FD012
- F023B3FD018
- F023B3FD030
- F023B3FD033

**4000K**  
Non Dimmable

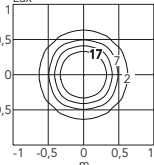
- F023B4FA001
- F023B4FA006
- F023B4FA012
- F023B4FA018
- F023B4FA030
- F023B4FA033

1-10V

- F023B4FB001
- F023B4FB006
- F023B4FB012
- F023B4FB018
- F023B4FB030
- F023B4FB033

Dali

- F023B4FD001
- F023B4FD006
- F023B4FD012
- F023B4FD018
- F023B4FD030
- F023B4FD033



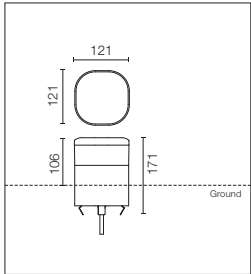

Cassaforma per l'installazione a terra / Box for ground installation.





F023Z030000







Pointbreak Balisage 2 - 105

Mid - Power LED: 12,5W - 1374 lm ≠ FIXT 600 lm - 2700K/CRI>80 - 220-240V / 12,5W - 1429 lm ≠ FIXT 624 lm - 3000K/CRI>80 - 220-240V / 12,5W - 1538 lm ≠ FIXT 672 lm - 4000/CRI>80 - 220-240V







Sorgente luminosa a LED inclusa. Alimentazione elettrica 220-240V ON/OFF e dimmerabile 1-10V o DALI integrata. Dotato di uno spezzone di cavo uscente in neoprene e un sistema di giunzione IP68 H2O Stop anti-condensa a 2 vie. L'apparecchio è installabile con cassaforma obbligatoria da ordinare separatamente.

LED light source included. Integrated 220-240V ON/OFF and 1-10V/DALI dimmable electrical power. Equipped with a neoprene outlet cable and 2-way anti-condensation IP68 H2O Stop gasket. Luminaire must be installed with mandatory box for installation, ordered separately.

Versione 110V a richiesta.

110V version upon request.

**2700K**  
Non Dimmable

- F023B2GA001
- F023B2GA006
- F023B2GA012
- F023B2GA018
- F023B2GA030
- F023B2GA033

1-10V

- F023B2GB001
- F023B2GB006
- F023B2GB012
- F023B2GB018
- F023B2GB030
- F023B2GB033

Dali

- F023B2GD001
- F023B2GD006
- F023B2GD012
- F023B2GD018
- F023B2GD030
- F023B2GD033

**3000K**  
Non Dimmable

- F023B3GA001
- F023B3GA006
- F023B3GA012
- F023B3GA018
- F023B3GA030
- F023B3GA033

1-10V

- F023B3GB001
- F023B3GB006
- F023B3GB012
- F023B3GB018
- F023B3GB030
- F023B3GB033

Dali

- F023B3GD001
- F023B3GD006
- F023B3GD012
- F023B3GD018
- F023B3GD030
- F023B3GD033

**4000K**  
Non Dimmable

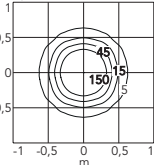
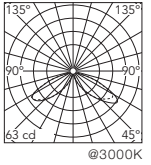
- F023B4GA001
- F023B4GA006
- F023B4GA012
- F023B4GA018
- F023B4GA030
- F023B4GA033

1-10V

- F023B4GB001
- F023B4GB006
- F023B4GB012
- F023B4GB018
- F023B4GB030
- F023B4GB033


Dali

- F023B4GD001
- F023B4GD006
- F023B4GD012
- F023B4GD018
- F023B4GD030
- F023B4GD033



Cassaforma per l'installazione a terra / Box for ground installation.

F023Z030000



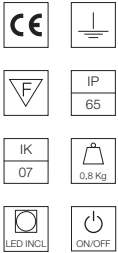
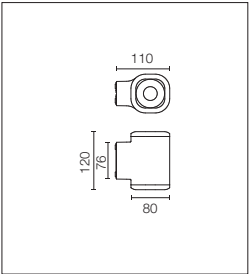
\* Dati tecnici e fotometrie preliminari. / Preliminary technical specs and photometries.



Pointbreak Bollard 2 H 900

Pointbreak Wall 1 Mono

**Power LED:** 6,5W - 574 lm ≠ FIXT 439 lm - 2700K/CRI>80 - 220-240V / 6,5W - 617 lm ≠ FIXT 472 lm - 3000K/CRI>80 - 220-240V / 6,5W - 649 lm ≠ FIXT 488 lm - 4000/CRI>80 - 220-240V



Sorgente luminosa a LED inclusa.  
Alimentazione elettrica 220-240V  
ON/OFF integrata. Dotato di doppio  
passacavo per collegamento entra-  
esci.

Versione 110V a richiesta.

LED light source included. Integrated  
220-240V ON/OFF electrical power.  
Equipped with double cable gland for  
inlet and outlet connection.

110V version upon request.

- Optic Spot  
2700K**  
Non Dimmable
- F023H21A001
  - F023H21A006
  - F023H21A012
  - F023H21A018
  - F023H21A030
  - F023H21A033

- Optic Medium  
2700K**  
Non Dimmable
- F023H22A001
  - F023H22A006
  - F023H22A012
  - F023H22A018
  - F023H22A030
  - F023H22A033

- Optic Flood  
2700K**  
Non Dimmable
- F023H23A001
  - F023H23A006
  - F023H23A012
  - F023H23A018
  - F023H23A030
  - F023H23A033

- 3000K**  
Non Dimmable
- F023H31A001
  - F023H31A006
  - F023H31A012
  - F023H31A018
  - F023H31A030
  - F023H31A033

- 3000K**  
Non Dimmable
- F023H32A001
  - F023H32A006
  - F023H32A012
  - F023H32A018
  - F023H32A030
  - F023H32A033

- 3000K**  
Non Dimmable
- F023H33A001
  - F023H33A006
  - F023H33A012
  - F023H33A018
  - F023H33A030
  - F023H33A033

- 4000K**  
Non Dimmable
- F023H41A001
  - F023H41A006
  - F023H41A012
  - F023H41A018
  - F023H41A030
  - F023H41A033

- 4000K**  
Non Dimmable
- F023H42A001
  - F023H42A006
  - F023H42A012
  - F023H42A018
  - F023H42A030
  - F023H42A033

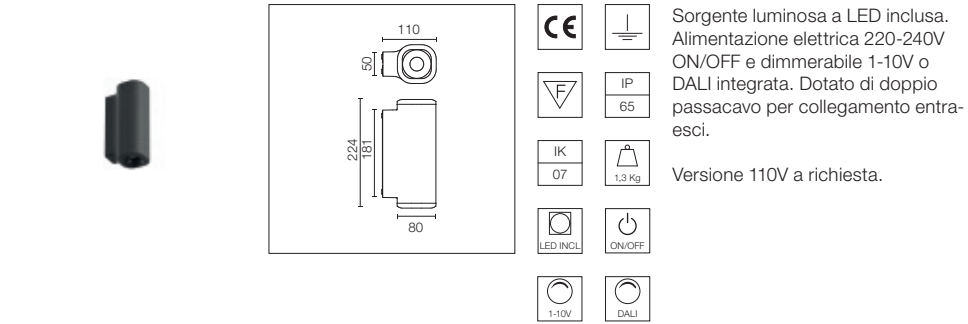
- 4000K**  
Non Dimmable
- F023H43A001
  - F023H43A006
  - F023H43A012
  - F023H43A018
  - F023H43A030
  - F023H43A033

\* Dati tecnici preliminari. / Preliminary technical specs.



Pointbreak Wall 1 Double

Power LED: 12W - 2x574 lm ≠ FIXT 2x439 lm - 2700K/CRI>80 - 220-240V / 12W - 2x617 lm ≠ FIXT 2x472 lm - 3000K/CRI>80 - 220-240V / 12W - 2x649 lm ≠ FIXT 2x488 lm - 4000/CRI>80 - 220-240V



Sorgente luminosa a LED inclusa.  
Alimentazione elettrica 220-240V  
ON/OFF e dimmerabile 1-10V o  
DALI integrata. Dotato di doppio  
passacavo per collegamento entra-  
esci.

LED light source included. Integrated  
220-240V ON/OFF and 1-10V/DALI  
dimmable electrical power.  
Equipped with double cable gland for  
inlet and outlet connection.

Versione 110V a richiesta.

Optic Spot  
2700K

- Non Dimmable
- F023H25A001
  - F023H25A006
  - F023H25A012
  - F023H25A018
  - F023H25A030
  - F023H25A033
- 1-10V
- F023H25B001
  - F023H25B006
  - F023H25B012
  - F023H25B018
  - F023H25B030
  - F023H25B033
- Dali
- F023H25D001
  - F023H25D006
  - F023H25D012
  - F023H25D018
  - F023H25D030
  - F023H25D033

3000K

- Non Dimmable
- F023H35A001
  - F023H35A006
  - F023H35A012
  - F023H35A018
  - F023H35A030
  - F023H35A033
- 1-10V
- F023H35B001
  - F023H35B006
  - F023H35B012
  - F023H35B018
  - F023H35B030
  - F023H35B033
- Dali
- F023H35D001
  - F023H35D006
  - F023H35D012
  - F023H35D018
  - F023H35D030
  - F023H35D033

4000K

- Non Dimmable
- F023H45A001
  - F023H45A006
  - F023H45A012
  - F023H45A018
  - F023H45A030
  - F023H45A033
- 1-10V
- F023H45B001
  - F023H45B006
  - F023H45B012
  - F023H45B018
  - F023H45B030
  - F023H45B033
- Dali
- F023H45D001
  - F023H45D006
  - F023H45D012
  - F023H45D018
  - F023H45D030
  - F023H45D033

Optic Medium  
2700K

- Non Dimmable
- F023H26A001
  - F023H26A006
  - F023H26A012
  - F023H26A018
  - F023H26A030
  - F023H26A033
- 1-10V
- F023H26B001
  - F023H26B006
  - F023H26B012
  - F023H26B018
  - F023H26B030
  - F023H26B033
- Dali
- F023H26D001
  - F023H26D006
  - F023H26D012
  - F023H26D018
  - F023H26D030
  - F023H26D033

3000K

- Non Dimmable
- F023H36A001
  - F023H36A006
  - F023H36A012
  - F023H36A018
  - F023H36A030
  - F023H36A033
- 1-10V
- F023H36B001
  - F023H36B006
  - F023H36B012
  - F023H36B018
  - F023H36B030
  - F023H36B033
- Dali
- F023H36D001
  - F023H36D006
  - F023H36D012
  - F023H36D018
  - F023H36D030
  - F023H36D033

4000K

- Non Dimmable
- F023H46A001
  - F023H46A006
  - F023H46A012
  - F023H46A018
  - F023H46A030
  - F023H46A033
- 1-10V
- F023H46B001
  - F023H46B006
  - F023H46B012
  - F023H46B018
  - F023H46B030
  - F023H46B033
- Dali
- F023H46D001
  - F023H46D006
  - F023H46D012
  - F023H46D018
  - F023H46D030
  - F023H46D033

Optic Flood  
2700K

- Non Dimmable
- F023H27A001
  - F023H27A006
  - F023H27A012
  - F023H27A018
  - F023H27A030
  - F023H27A033
- 1-10V
- F023H27B001
  - F023H27B006
  - F023H27B012
  - F023H27B018
  - F023H27B030
  - F023H27B033
- Dali
- F023H27D001
  - F023H27D006
  - F023H27D012
  - F023H27D018
  - F023H27D030
  - F023H27D033

3000K

- Non Dimmable
- F023H37A001
  - F023H37A006
  - F023H37A012
  - F023H37A018
  - F023H37A030
  - F023H37A033
- 1-10V
- F023H37B001
  - F023H37B006
  - F023H37B012
  - F023H37B018
  - F023H37B030
  - F023H37B033
- Dali
- F023H37D001
  - F023H37D006
  - F023H37D012
  - F023H37D018
  - F023H37D030
  - F023H37D033


4000K

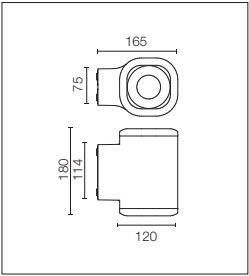
- Non Dimmable
- F023H47A001
  - F023H47A006
  - F023H47A012
  - F023H47A018
  - F023H47A030
  - F023H47A033
- 1-10V
- F023H47B001
  - F023H47B006
  - F023H47B012
  - F023H47B018
  - F023H47B030
  - F023H47B033
- Dali
- F023H47D001
  - F023H47D006
  - F023H47D012
  - F023H47D018
  - F023H47D030
  - F023H47D033



\* Dati tecnici preliminari. / Preliminary technical specs.

\* Dati tecnici preliminari. / Preliminary technical specs.



**Power LED:** 14,5W - 1895 lm ≠ FIXT 1569 lm - 2700K/CRI>80 - 220-240V / 14,5W - 2038 lm ≠ FIXT 1687 lm - 3000K/CRI>80 - 220-240V / 14,5W - 2123 lm ≠ FIXT 1757 lm - 4000/CRI>80 - 220-240V













Sorgente luminosa a LED inclusa.  
Alimentazione elettrica 220-240V  
ON/OFF e dimmerabile 1-10V o  
DALI integrata. Dotato di doppio  
passacavo per collegamento entra-  
esci.



Versione 110V a richiesta







LED light source included. Integrated  
220-240V ON/OFF and 1-10V/DALI  
dimmmable electrical power.  
Equipped with double cable gland for  
inlet and outlet connection.

110V version upon request

Optic Spot  
2700K

Non Dimmable

- F023J21A001
- F023J21A006
- F023J21A012
- F023J21A018
- F023J21A030
- F023J21A033

1-10V

- F023J21B001
- F023J21B006
- F023J21B012
- F023J21B018
- F023J21B030
- F023J21B033

Dali

- F023J21D001
- F023J21D006
- F023J21D012
- F023J21D018
- F023J21D030
- F023J21D033

Optic Medium  
2700K

Non Dimmable

- F023J22A001
- F023J22A006
- F023J22A012
- F023J22A018
- F023J22A030
- F023J22A033

1-10V

- F023J22B001
- F023J22B006
- F023J22B012
- F023J22B018
- F023J22B030
- F023J22B033

Dali

- F023J22D001
- F023J22D006
- F023J22D012
- F023J22D018
- F023J22D030
- F023J22D033

3000K

Non Dimmable

- F023J31A001
- F023J31A006
- F023J31A012
- F023J31A018
- F023J31A030
- F023J31A033

1-10V

- F023J31B001
- F023J31B006
- F023J31B012
- F023J31B018
- F023J31B030
- F023J31B033

Dali

- F023J31D001
- F023J31D006
- F023J31D012
- F023J31D018
- F023J31D030
- F023J31D033

3000K

Non Dimmable

- F023J32A001
- F023J32A006
- F023J32A012
- F023J32A018
- F023J32A030
- F023J32A033

1-10V

- F023J32B001
- F023J32B006
- F023J32B012
- F023J32B018
- F023J32B030
- F023J32B033

Dali

- F023J32D001
- F023J32D006
- F023J32D012
- F023J32D018
- F023J32D030
- F023J32D033

4000K

Non Dimmable

- F023J41A001
- F023J41A006
- F023J41A012
- F023J41A018
- F023J41A030
- F023J41A033

1-10V

- F023J41B001
- F023J41B006
- F023J41B012
- F023J41B018
- F023J41B030
- F023J41B033

Dali

- F023J41D001
- F023J41D006
- F023J41D012
- F023J41D018
- F023J41D030
- F023J41D033

4000K

Non Dimmable

- F023J42A001
- F023J42A006
- F023J42A012
- F023J42A018
- F023J42A030
- F023J42A033

1-10V

- F023J42B001
- F023J42B006
- F023J42B012
- F023J42B018
- F023J42B030
- F023J42B033

Dali

- F023J42D001
- F023J42D006
- F023J42D012
- F023J42D018
- F023J42D030
- F023J42D033

Optic Flood  
2700K

Non Dimmable

- F023J23A001
- F023J23A006
- F023J23A012
- F023J23A018
- F023J23A030
- F023J23A033

1-10V

- F023J23B001
- F023J23B006
- F023J23B012
- F023J23B018
- F023J23B030
- F023J23B033

Dali

- F023J23D001
- F023J23D006
- F023J23D012
- F023J23D018
- F023J23D030
- F023J23D033

3000K

Non Dimmable

- F023J33A001
- F023J33A006
- F023J33A012
- F023J33A018
- F023J33A030
- F023J33A033

1-10V

- F023J33B001
- F023J33B006
- F023J33B012
- F023J33B018
- F023J33B030
- F023J33B033

Dali

- F023J33D001
- F023J33D006
- F023J33D012
- F023J33D018
- F023J33D030
- F023J33D033

4000K

Non Dimmable

- F023J43A001
- F023J43A006
- F023J43A012
- F023J43A018
- F023J43A030
- F023J43A033

1-10V

- F023J43B001
- F023J43B006
- F023J43B012
- F023J43B018
- F023J43B030
- F023J43B033

Dali


- F023J43D001
- F023J43D006
- F023J43D012
- F023J43D018
- F023J43D030
- F023J43D033

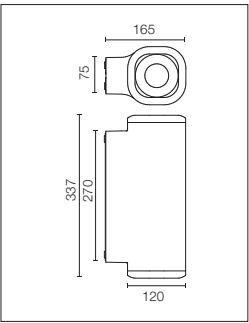
\* Dati tecnici preliminari. / Preliminary technical specs.








\* Dati tecnici preliminari. / Preliminary technical specs.

Pointbreak Wall 2 Double

**Power LED:** 27W - 2x1895 lm ≠ FIXT 2x1569 lm - 2700K/CRI>80 - 220-240V / 27W - 2x2038 lm ≠ FIXT 2x1687 lm - 3000K/CRI>80 - 220-240V / 27W - 2x2123 lm ≠ FIXT 2x1757 lm - 4000/CRI>80 - 220-240V







Sorgente luminosa a LED inclusa.  
Alimentazione elettrica 220-240V  
ON/OFF e dimmerabile 1-10V o  
DALI integrata. Dotato di doppio  
passacavo per collegamento entra-  
esci.

LED light source included. Integrated  
220-240V ON/OFF and 1-10V/DALI  
dimmable electrical power.  
Equipped with double cable gland for  
inlet and outlet connection.

Versione 110V a richiesta

110V version upon request


- Optic Spot 2700K**  
Non Dimmable
  - F023J25A001
  - F023J25A006
  - F023J25A012
  - F023J25A018
  - F023J25A030
  - F023J25A0331-10V
  - F023J25B001
  - F023J25B006
  - F023J25B012
  - F023J25B018
  - F023J25B030
  - F023J25B033Dali
  - F023J25D001
  - F023J25D006
  - F023J25D012
  - F023J25D018
  - F023J25D030
  - F023J25D033
- 3000K**  
Non Dimmable
  - F023J35A001
  - F023J35A006
  - F023J35A012
  - F023J35A018
  - F023J35A030
  - F023J35A0331-10V
  - F023J35B001
  - F023J35B006
  - F023J35B012
  - F023J35B018
  - F023J35B030
  - F023J35B033Dali
  - F023J35D001
  - F023J35D006
  - F023J35D012
  - F023J35D018
  - F023J35D030
  - F023J35D033
- 4000K**  
Non Dimmable
  - F023J45A001
  - F023J45A006
  - F023J45A012
  - F023J45A018
  - F023J45A030
  - F023J45A0331-10V
  - F023J45B001
  - F023J45B006
  - F023J45B012
  - F023J45B018
  - F023J45B030
  - F023J45B033Dali
  - F023J45D001
  - F023J45D006
  - F023J45D012
  - F023J45D018
  - F023J45D030
  - F023J45D033

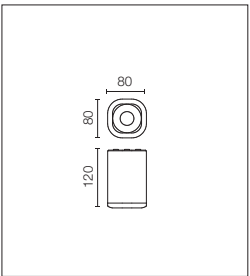
- Optic Medium 2700K**  
Non Dimmable
  - F023J26A001
  - F023J26A006
  - F023J26A012
  - F023J26A018
  - F023J26A030
  - F023J26A0331-10V
  - F023J26B001
  - F023J26B006
  - F023J26B012
  - F023J26B018
  - F023J26B030
  - F023J26B033Dali
  - F023J26D001
  - F023J26D006
  - F023J26D012
  - F023J26D018
  - F023J26D030
  - F023J26D033
- 3000K**  
Non Dimmable
  - F023J36A001
  - F023J36A006
  - F023J36A012
  - F023J36A018
  - F023J36A030
  - F023J36A0331-10V
  - F023J36B001
  - F023J36B006
  - F023J36B012
  - F023J36B018
  - F023J36B030
  - F023J36B033Dali
  - F023J36D001
  - F023J36D006
  - F023J36D012
  - F023J36D018
  - F023J36D030
  - F023J36D033
- 4000K**  
Non Dimmable
  - F023J46A001
  - F023J46A006
  - F023J46A012
  - F023J46A018
  - F023J46A030
  - F023J46A0331-10V
  - F023J46B001
  - F023J46B006
  - F023J46B012
  - F023J46B018
  - F023J46B030
  - F023J46B033Dali
  - F023J46D001
  - F023J46D006
  - F023J46D012
  - F023J46D018
  - F023J46D030
  - F023J46D033



- Optic Flood 2700K**  
Non Dimmable
  - F023J27A001
  - F023J27A006
  - F023J27A012
  - F023J27A018
  - F023J27A030
  - F023J27A0331-10V
  - F023J27B001
  - F023J27B006
  - F023J27B012
  - F023J27B018
  - F023J27B030
  - F023J27B033Dali
  - F023J27D001
  - F023J27D006
  - F023J27D012
  - F023J27D018
  - F023J27D030
  - F023J27D033
- 3000K**  
Non Dimmable
  - F023J37A001
  - F023J37A006
  - F023J37A012
  - F023J37A018
  - F023J37A030
  - F023J37A0331-10V
  - F023J37B001
  - F023J37B006
  - F023J37B012
  - F023J37B018
  - F023J37B030
  - F023J37B033Dali
  - F023J37D001
  - F023J37D006
  - F023J37D012
  - F023J37D018
  - F023J37D030
  - F023J37D033
- 4000K**  
Non Dimmable
  - F023J47A001
  - F023J47A006
  - F023J47A012
  - F023J47A018
  - F023J47A030
  - F023J47A0331-10V
  - F023J47B001
  - F023J47B006
  - F023J47B012
  - F023J47B018
  - F023J47B030
  - F023J47B033Dali
  - F023J47D001
  - F023J47D006
  - F023J47D012
  - F023J47D018
  - F023J47D030
  - F023J47D033

Pointbreak Ceiling 1

**Power LED:** 6W - 574 lm ≠ FIXT 439 lm - 2700K/CRI>80 - 220-240V / 6W - 617 lm ≠ FIXT 472 lm - 3000K/CRI>80 - 220-240V / 6W - 649 lm ≠ FIXT 488 lm - 4000/CRI>80 - 220-240V







Sorgente luminosa a LED inclusa.  
Alimentazione elettrica 220-240V  
ON/OFF integrata. Dotato di doppio  
passacavo per collegamento entra-  
esci.

LED light source included. Integrated  
220-240V ON/OFF electrical power.  
Equipped with double cable gland for  
inlet and outlet connection.

Versione 110V a richiesta

110V version upon request

- Optic Spot 2700K**  
Non Dimmable
  - F023L21A001
  - F023L21A006
  - F023L21A012
  - F023L21A018
  - F023L21A030
  - F023L21A033
- 3000K**  
Non Dimmable
  - F023L31A001
  - F023L31A006
  - F023L31A012
  - F023L31A018
  - F023L31A030
  - F023L31A033
- 4000K**  
Non Dimmable
  - F023L41A001
  - F023L41A006
  - F023L41A012
  - F023L41A018
  - F023L41A030
  - F023L41A033

- Optic Medium 2700K**  
Non Dimmable
  - F023L22A001
  - F023L22A006
  - F023L22A012
  - F023L22A018
  - F023L22A030
  - F023L22A033
- 3000K**  
Non Dimmable
  - F023L32A001
  - F023L32A006
  - F023L32A012
  - F023L32A018
  - F023L32A030
  - F023L32A033
- 4000K**  
Non Dimmable
  - F023L42A001
  - F023L42A006
  - F023L42A012
  - F023L42A018
  - F023L42A030
  - F023L42A033

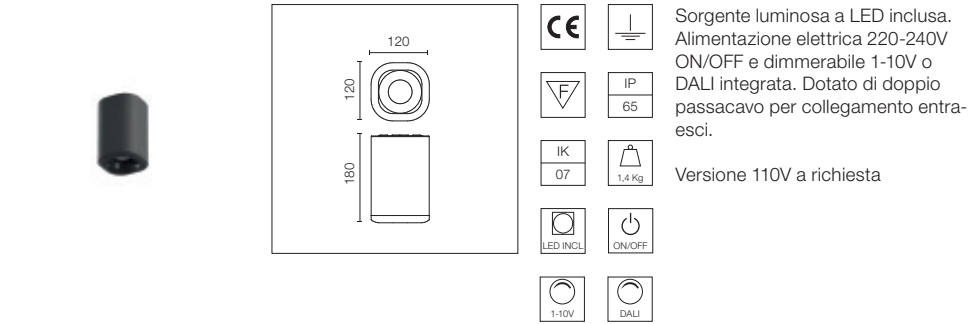
- Optic Flood 2700K**  
Non Dimmable
  - F023L23A001
  - F023L23A006
  - F023L23A012
  - F023L23A018
  - F023L23A030
  - F023L23A033
- 3000K**  
Non Dimmable
  - F023L33A001
  - F023L33A006
  - F023L33A012
  - F023L33A018
  - F023L33A030
  - F023L33A033
- 4000K**  
Non Dimmable
  - F023L43A001
  - F023L43A006
  - F023L43A012
  - F023L43A018
  - F023L43A030
  - F023L43A033

\* Dati tecnici preliminari. / Preliminary technical specs.

\* Dati tecnici preliminari. / Preliminary technical specs.



**Power LED:** 14,5W - 1895 lm ≠ FIXT 1569 lm - 2700K/CRI>80 - 220-240V / 14,5W - 2038 lm ≠ FIXT 1687 lm - 3000K/CRI>80 - 220-240V / 14,5W - 2123 lm ≠ FIXT 1757 lm - 4000/CRI>80 - 220-240V



Sorgente luminosa a LED inclusa.  
Alimentazione elettrica 220-240V  
ON/OFF e dimmerabile 1-10V o  
DALI integrata. Dotato di doppio  
passacavo per collegamento entra-  
esci.

LED light source included. Integrated  
220-240V ON/OFF and 1-10V/DALI  
dimmable electrical power.  
Equipped with double cable gland for  
inlet and outlet connection.

110V version upon request

Optic Spot  
2700K

- Non Dimmable
- F023M21A001
  - F023M21A006
  - F023M21A012
  - F023M21A018
  - F023M21A030
  - F023M21A033
- 1-10V
- F023M21B001
  - F023M21B006
  - F023M21B012
  - F023M21B018
  - F023M21B030
  - F023M21B033
- Dali
- F023M21D001
  - F023M21D006
  - F023M21D012
  - F023M21D018
  - F023M21D030
  - F023M21D033

3000K

- Non Dimmable
- F023M31A001
  - F023M31A006
  - F023M31A012
  - F023M31A018
  - F023M31A030
  - F023M31A033
- 1-10V
- F023M31B001
  - F023M31B006
  - F023M31B012
  - F023M31B018
  - F023M31B030
  - F023M31B033
- Dali
- F023M31D001
  - F023M31D006
  - F023M31D012
  - F023M31D018
  - F023M31D030
  - F023M31D033

4000K

- Non Dimmable
- F023M41A001
  - F023M41A006
  - F023M41A012
  - F023M41A018
  - F023M41A030
  - F023M41A033
- 1-10V
- F023M41B001
  - F023M41B006
  - F023M41B012
  - F023M41B018
  - F023M41B030
  - F023M41B033
- Dali
- F023M41D001
  - F023M41D006
  - F023M41D012
  - F023M41D018
  - F023M41D030
  - F023M41D033

Optic Medium  
2700K

- Non Dimmable
- F023M22A001
  - F023M22A006
  - F023M22A012
  - F023M22A018
  - F023M22A030
  - F023M22A033
- 1-10V
- F023M22B001
  - F023M22B006
  - F023M22B012
  - F023M22B018
  - F023M22B030
  - F023M22B033
- Dali
- F023M22D001
  - F023M22D006
  - F023M22D012
  - F023M22D018
  - F023M22D030
  - F023M22D033

3000K

- Non Dimmable
- F023M32A001
  - F023M32A006
  - F023M32A012
  - F023M32A018
  - F023M32A030
  - F023M32A033
- 1-10V
- F023M32B001
  - F023M32B006
  - F023M32B012
  - F023M32B018
  - F023M32B030
  - F023M32B033
- Dali
- F023M32D001
  - F023M32D006
  - F023M32D012
  - F023M32D018
  - F023M32D030
  - F023M32D033

4000K

- Non Dimmable
- F023M42A001
  - F023M42A006
  - F023M42A012
  - F023M42A018
  - F023M42A030
  - F023M42A033
- 1-10V
- F023M42B001
  - F023M42B006
  - F023M42B012
  - F023M42B018
  - F023M42B030
  - F023M42B033
- Dali
- F023M42D001
  - F023M42D006
  - F023M42D012
  - F023M42D018
  - F023M42D030
  - F023M42D033

Optic Flood  
2700K

- Non Dimmable
- F023M23A001
  - F023M23A006
  - F023M23A012
  - F023M23A018
  - F023M23A030
  - F023M23A033
- 1-10V
- F023M23B001
  - F023M23B006
  - F023M23B012
  - F023M23B018
  - F023M23B030
  - F023M23B033
- Dali
- F023M23D001
  - F023M23D006
  - F023M23D012
  - F023M23D018
  - F023M23D030
  - F023M23D033

3000K

- Non Dimmable
- F023M33A001
  - F023M33A006
  - F023M33A012
  - F023M33A018
  - F023M33A030
  - F023M33A033
- 1-10V
- F023M33B001
  - F023M33B006
  - F023M33B012
  - F023M33B018
  - F023M33B030
  - F023M33B033
- Dali
- F023M33D001
  - F023M33D006
  - F023M33D012
  - F023M33D018
  - F023M33D030
  - F023M33D033

4000K

- Non Dimmable
- F023M43A001
  - F023M43A006
  - F023M43A012
  - F023M43A018
  - F023M43A030
  - F023M43A033
- 1-10V
- F023M43B001
  - F023M43B006
  - F023M43B012
  - F023M43B018
  - F023M43B030
  - F023M43B033
- Dali
- F023M43D001
  - F023M43D006
  - F023M43D012
  - F023M43D018
  - F023M43D030
  - F023M43D033

\* Dati tecnici preliminari. / Preliminary technical specs.

\* Dati tecnici preliminari. / Preliminary technical specs.

## In Vitro

Designed by Philippe Starck

« Da sempre, il bulbo luminoso è protetto da una sfera di vetro. Oggi, questo scompare a vantaggio della luce. E' al tempo stesso l'idea poetica e surreale della luce architettonica dematerializzata e il ricordo dello spazio occupato dalla luce. »  
Philippe Starck.

« Since forever, the lightbulb is protected by a glass globe. Today, this disappears in favor of the light. It is the both poetic and surrealistic idea of dematerialized architectural lighting and the memory of the space occupied by the light. »  
Philippe Starck.











In Vitro Bollard 3









In Vitro Ceiling



In Vitro Wall






In Vitro Suspended





In Vitro Suspended




In Vitro Unplugged





L'emissione luminosa dell'apparecchio è morbida e diffusa, priva di contrasti, grazie all'uso della tecnologia Edge lighting che nasconde le sorgenti led puntiformi uniformando la luce all'interno del diffusore opalino.

The light emitted from the lamp is soft, diffuse, and free of strong contrasts thanks to the Edge lighting technology, in which the point-like LEDs are hidden by an opalescent diffuser, evening out the light.



Le versioni Bollard possono essere installate facilmente a terra su qualsiasi pavimento con tasselli, oppure utilizzando l'accessorio dedicato cassaforma per rendere la base del prodotto totalmente solidale con la pavimentazione.

The Bollard versions may be easily installed on any flooring on the ground with anchors, or with the dedicated installation box to completely integrate the base of the product with the pavement.



L'installazione a parete è resa semplice e sicura grazie alla morsettiera facilmente accessibile all'interno di un vano dedicato. Il rosone a parete appare solido e compatto, totalmente integrato con il corpo dell'apparecchio.

Wall installation is easy and safe with the hardware, which can be accessed easily within a dedicated compartment. The wall rose has a solid, compact look and is completely integrated with the body of the lamp.



Le versioni a sospensione completano la gamma. Il cavo di alimentazione funge da sostegno per la lampada ed è perfettamente integrato nella testa del prodotto grazie ad uno speciale disegno del corpo.

The hanging versions complete the range. The power cable supports the light and is perfectly integrated in the head of the product thanks to its special body design.

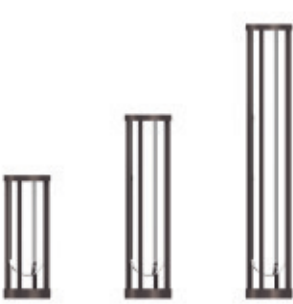


In Vitro Unplugged assicura totale libertà di movimento senza spine e cavi d'alimentazione. La lampada è comodamente trasportabile grazie al peso contenuto e alla maniglia in silicone colorato e morbido al tatto presente sulla testa del prodotto.

In Vitro Unplugged ensures total freedom of movement without power plugs or cables. The lamp is easily carried due to its reduced weight and the soft-colored silicone handle on its head.

Famiglia / Family

In Vitro Bollard



In Vitro Wall



In Vitro Ceiling



In Vitro Suspended




In Vitro Unplugged



Colori / Colours


In Vitro



01 Bianco  
01 White



12 Forest Green  
12 Forest Green



13 Pale Green  
13 Pale Green



18 Deep Brown  
18 Deep Brown



25 Terracotta  
25 Terracotta



30 Nero  
30 Black



33 Antracite  
33 Anthracite

Descrizione / Description

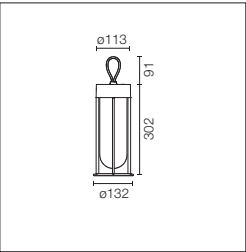

Apparecchi di illuminazione per installazione a terra, parete, plafone, sospensione e lampada portatile, a luce diffusa per uso esterno. Diffusore opalino integrato nella testa e vetro estetico di protezione esterno in borosilicato trasparente. Diffusore opalino integrato nella testa e vetro estetico di protezione esterno in borosilicato trasparente. Le parti strutturali dell'apparecchio sono realizzate in alluminio pressofuso ed estruso trattato con procedimento di conversione chimica al fine di una efficiente resistenza agli agenti atmosferici. Il corpo è verniciato a polvere e disponibile in varie finiture. Sorgente luminosa a LED integrata con tecnologia ottica Edge Lighting per garantire una perfetta uniformità luminosa. Driver integrato nel corpo dell'apparecchio disponibile per controllo ON/OFF e dimmerabile. La versione bollard è fornita con un connettore stagno per il collegamento alla rete elettrica. L'apparecchio è installabile su qualsiasi pavimento per mezzo di tasselli da scegliersi a cura dell'installatore in funzione della tipologia di superficie. Disponibile come accessorio da ordinare separatamente la cassaforma per l'installazione su una pavimentazione da gettare con plinto di cemento. La versione unplugged è dotata di pratica maniglia colorata in silicone e facilmente ricaricabile tramite cavo Micro USB-C di 120 cm di lunghezza. Il driver dimmerabile è alloggiato nel corpo dell'apparecchio con sistema touch-dimm integrato accessibile tramite sensore ottico posizionato sulla testa. Attraverso un semplice tocco è possibile regolare l'intensità luminosa della lampada in 4 step di dimmerazione, garantendo un'emissione continua fino a 6 ore.








Luminaires for floor, wall and suspended installation, and portable luminaire, with diffused light for outdoor use. Opalescent diffuser integrated in the head and external transparent borosilicate safety glass. Opalescent diffuser integrated in the head and external transparent borosilicate safety glass. The structural parts of the luminaire are made of extruded die-cast aluminum, treated with a chemical conversion procedure to ensure effective resistance to atmospheric conditions. The body is powder coated and comes in various finishes. Integrated LED light source with Edge Lighting optical technology to ensure perfect light uniformity. Driver integrated in the luminaire body available for ON/OFF and dimmable control. Bollard version comes with a watertight plug for power supply connection. The luminaire may be installed on any type of flooring using anchors, to be selected by the installer depending on the type of surface. Accessory box for installation on flooring to be concreted sold separately. Unplugged version is equipped with a practical, colored silicone handle and is easily recharged with a 120cm long Micro USB-C cable. Dimmable driver in the body of the luminaire with an integrated touch-dim system, accessible through an optical switch sensor located on the head. With a simple touch, light intensity can be adjusted through a 4-step dimming function, ensuring a continuous emission for up to 6 hours.



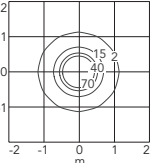
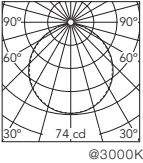

In Vitro Unplugged

Led Edge Lighting: 2,5W - 182 lm ≠ FIXT 103 lm - 2700K/CRI 90 - 100-240V/V5 / 2,5W - 195 lm ≠ FIXT 110 lm - 3000K/CRI 90 - 100-240V/V5





Versione portatile dotata di maniglia per il trasporto. Driver Dimmerabile 5/100÷240V/50-60Hz integrato nel corpo dell'apparecchio con sensore ottico touch sulla testa con regolazione dell'intensità luminosa in 4 step di dimmerazione: 100%-50%-3%-OFF. Ricaricabile tramite cavo Micro USB-C di 120 cm di lunghezza che garantisce un'emissione continua fino a 6 ore. Caricatore con prese intercambiabili EUR, UK, USA.



Portable version equipped with a carrying handle. Adjustable driver 5/100÷240V/50-60Hz integrated in the body of the luminaire with optical switch sensor on the head and with a 4-step dimming function: 100%-50%-3%-OFF. Rechargeable with a 120cm long Micro USB-C cable ensuring continuous emission for up to 6 hours. Charger with interchangeable EUR, UK and USA plugs.

**2700K**  
Touch Dimm

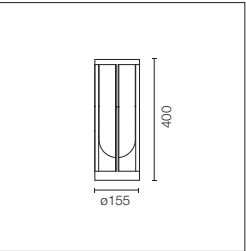

- F018E21K001
- F018E21K012
- F018E21K013
- F018E21K018
- F018E21K025
- F018E21K030
- F018E21K033








**3000K**  
Touch Dimm

- F018E31K001
- F018E31K012
- F018E31K013
- F018E31K018
- F018E31K025
- F018E31K030
- F018E31K033

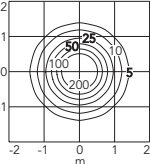
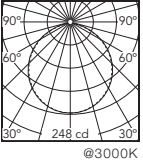

In Vitro Bollard 1

Led Edge Lighting: 11W - 1150 lm ≠ FIXT 667 lm - 2700K/CRI 80 - 220-240V / 11W - 1230 lm ≠ FIXT 714 lm - 3000K/CRI 80 - 220-240V





Alimentazione elettrica ON/OFF o dimmerabile 220-240V integrata. L'apparecchio è fornito con un connettore stagno per il collegamento alla rete elettrica. L'apparecchio è installabile su qualsiasi pavimento per mezzo di tasselli. Cassaforma per l'installazione su pavimentazione da gettare con plinto di cemento da ordinare separatamente.



Integrated 220–240V ON/OFF or dimmable electrical power. The unit comes with a watertight plug for connection to the electrical network. The device may be installed on any flooring with anchors. Box for installation on flooring laid over concrete sold separately.

**2700K**  
Non Dimmable

- F018A21A001
- F018A21A012
- F018A21A013
- F018A21A018
- F018A21A025
- F018A21A030
- F018A21A033

1-10V

- F018A21B001
- F018A21B012
- F018A21B013
- F018A21B018
- F018A21B025
- F018A21B030
- F018A21B033

Dali

- F018A21D001
- F018A21D012
- F018A21D013
- F018A21D018
- F018A21D025
- F018A21D030
- F018A21D033

**3000K**  
Non Dimmable

- F018A31A001
- F018A31A012
- F018A31A013
- F018A31A018
- F018A31A025
- F018A31A030
- F018A31A033

1-10V

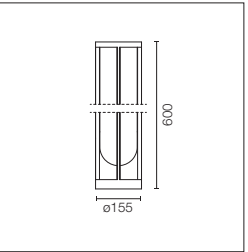

- F018A31B001
- F018A31B012
- F018A31B013
- F018A31B018
- F018A31B025
- F018A31B030
- F018A31B033








Dali

- F018A31D001
- F018A31D012
- F018A31D013
- F018A31D018
- F018A31D025
- F018A31D030
- F018A31D033

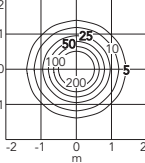
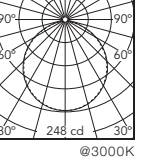

In Vitro Bollard 2

Led Edge Lighting: 11W - 1150 lm ≠ FIXT 667 lm - 2700K/CRI 80 - 220-240V / 11W - 1230 lm ≠ FIXT 714 lm - 3000K/CRI 80 - 220-240V





Alimentazione elettrica ON/OFF o dimmerabile 220-240V integrata. L'apparecchio è fornito con un connettore stagno per il collegamento alla rete elettrica. L'apparecchio è installabile su qualsiasi pavimento per mezzo di tasselli. Cassaforma per l'installazione su pavimentazione da gettare con plinto di cemento da ordinare separatamente.



Integrated 220–240V ON/OFF or dimmable electrical power. The unit comes with a watertight plug for connection to the electrical network. The device may be installed on any flooring with anchors. Box for installation on flooring laid over concrete sold separately.

**2700K**  
Non Dimmable

- F018A22A001
- F018A22A012
- F018A22A013
- F018A22A018
- F018A22A025
- F018A22A030
- F018A22A033

1-10V

- F018A22B001
- F018A22B012
- F018A22B013
- F018A22B018
- F018A22B025
- F018A22B030
- F018A22B033

Dali

- F018A22D001
- F018A22D012
- F018A22D013
- F018A22D018
- F018A22D025
- F018A22D030
- F018A22D033

**3000K**  
Non Dimmable

- F018A32A001
- F018A32A012
- F018A32A013
- F018A32A018
- F018A32A025
- F018A32A030
- F018A32A033

1-10V

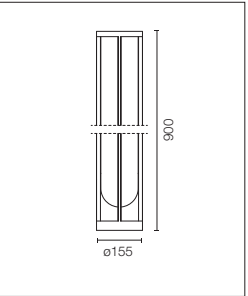

- F018A32B001
- F018A32B012
- F018A32B013
- F018A32B018
- F018A32B025
- F018A32B030
- F018A32B033








Dali

- F018A32D001
- F018A32D012
- F018A32D013
- F018A32D018
- F018A32D025
- F018A32D030
- F018A32D033

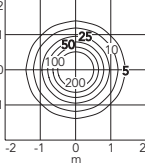
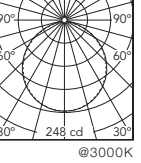

In Vitro Bollard 3

Led Edge Lighting: 11W - 1150 lm ≠ FIXT 667 lm - 2700K/CRI 80 - 220-240V / 11W - 1230 lm ≠ FIXT 714 lm - 3000K/CRI 80 - 220-240V





Alimentazione elettrica ON/OFF o dimmerabile 220-240V integrata. L'apparecchio è fornito con un connettore stagno per il collegamento alla rete elettrica. L'apparecchio è installabile su qualsiasi pavimento per mezzo di tasselli. Cassaforma per l'installazione su pavimentazione da gettare con plinto di cemento da ordinare separatamente.



Integrated 220–240V ON/OFF or dimmable electrical power. The unit comes with a watertight plug for connection to the electrical network. The device may be installed on any flooring with anchors. Box for installation on flooring laid over concrete sold separately.

**2700K**  
Non Dimmable

- F018A23A001
- F018A23A012
- F018A23A013
- F018A23A018
- F018A23A025
- F018A23A030
- F018A23A033

1-10V

- F018A23B001
- F018A23B012
- F018A23B013
- F018A23B018
- F018A23B025
- F018A23B030
- F018A23B033

Dali

- F018A23D001
- F018A23D012
- F018A23D013
- F018A23D018
- F018A23D025
- F018A23D030
- F018A23D033

**3000K**  
Non Dimmable

- F018A33A001
- F018A33A012
- F018A33A013
- F018A33A018
- F018A33A025
- F018A33A030
- F018A33A033

1-10V

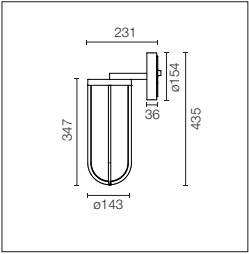

- F018A33B001
- F018A33B012
- F018A33B013
- F018A33B018
- F018A33B025
- F018A33B030
- F018A33B033








Dali

- F018A33D001
- F018A33D012
- F018A33D013
- F018A33D018
- F018A33D025
- F018A33D030
- F018A33D033

In Vitro Wall

Led Edge Lighting: 11W - 1150 lm ≠ FIXT 667 lm - 2700K/CRI 80 - 220-240V / 11W - 1230 lm ≠ FIXT 714 lm - 3000K/CRI 80 - 220-240V





Attacco a parete. Sorgente luminosa inclusa. Alimentazione elettrica ON/OFF o dimmerabile 220-240V integrata.  
Versione 110V a richiesta.

Wall mount. Light source included. Integrated 220–240V ON/OFF or dimmable electrical power.  
110V version upon request.

**2700K**  
Non Dimmable

- F018B22A001
- F018B22A012
- F018B22A013
- F018B22A018
- F018B22A025
- F018B22A030
- F018B22A033

1-10V

- F018B22B001
- F018B22B012
- F018B22B013
- F018B22B018
- F018B22B025
- F018B22B030
- F018B22B033

Dali

- F018B22D001
- F018B22D012
- F018B22D013
- F018B22D018
- F018B22D025
- F018B22D030
- F018B22D033

**3000K**  
Non Dimmable

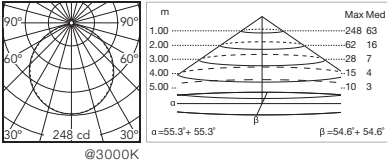
- F018B32A001
- F018B32A012
- F018B32A013
- F018B32A018
- F018B32A025
- F018B32A030
- F018B32A033

1-10V

- F018B32B001
- F018B32B012
- F018B32B013
- F018B32B018
- F018B32B025
- F018B32B030
- F018B32B033

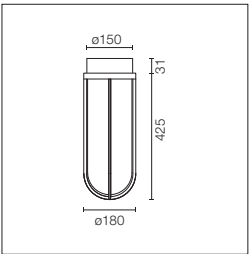

Dali








- F018B32D001
- F018B32D012
- F018B32D013
- F018B32D018
- F018B32D025
- F018B32D030
- F018B32D033



In Vitro Ceiling

Led Edge Lighting: 13W - 1378 lm ≠ FIXT 799 lm - 2700K/CRI 80 - 220-240V / 13W - 1474 lm ≠ FIXT 855 lm - 3000K/Cri 80 - 220-240V





Sorgente luminosa inclusa. Attacco a soffitto. Alimentazione elettrica ON/OFF o dimmerabile 220-240V inclusa.  
Versione 110V a richiesta.

Light source included. Ceiling mount. Integrated 220–240V ON/OFF or dimmable electrical power.  
110V version upon request.

**2700K**  
Non Dimmable

- F018C25A001
- F018C25A012
- F018C25A013
- F018C25A018
- F018C25A025
- F018C25A030
- F018C25A033

1-10V

- F018C25B001
- F018C25B012
- F018C25B013
- F018C25B018
- F018C25B025
- F018C25B030
- F018C25B033

Dali

- F018C25D001
- F018C25D012
- F018C25D013
- F018C25D018
- F018C25D025
- F018C25D030
- F018C25D033

**3000K**  
Non Dimmable

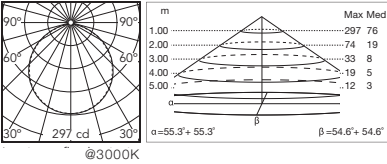
- F018C35A001
- F018C35A012
- F018C35A013
- F018C35A018
- F018C35A035
- F018C35A030
- F018C35A033

1-10V

- F018C35B001
- F018C35B012
- F018C35B013
- F018C35B018
- F018C35B035
- F018C35B030
- F018C35B033

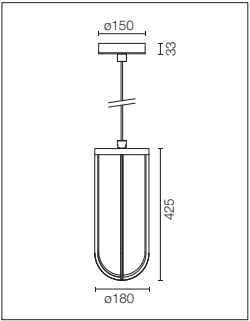

Dali








- F018C35D001
- F018C35D012
- F018C35D013
- F018C35D018
- F018C35D035
- F018C35D030
- F018C35D033



In Vitro Suspension

Led Edge Lighting: 13W - 1378 lm ≠ FIXT 799 lm - 2700K/CRI 80 - 220-240V / 13W - 1474 lm ≠ FIXT 855 lm - 3000K/CRI 80 - 220-240V





Installazione a sospensione. Sorgente luminosa inclusa. Alimentazione elettrica ON/OFF o dimmerabile 220-240V integrata all'interno di base a soffitto dedicata. Lunghezza cavo a sospensione 1000 mm.  
Versione 110V a richiesta.

Hanging version. Light source included. 220–240V ON/OFF or dimmable electrical power integrated within the dedicated ceiling attachment. Hanging cable length 1000 mm.  
110V version upon request.

**2700K**  
Non Dimmable

- F018D25A001
- F018D25A012
- F018D25A013
- F018D25A018
- F018D25A025
- F018D25A030
- F018D25A033

1-10V

- F018D25B001
- F018D25B012
- F018D25B013
- F018D25B018
- F018D25B025
- F018D25B030
- F018D25B033

Dali

- F018D25D001
- F018D25D012
- F018D25D013
- F018D25D018
- F018D25D025
- F018D25D030
- F018D25D033

**3000K**  
Non Dimmable

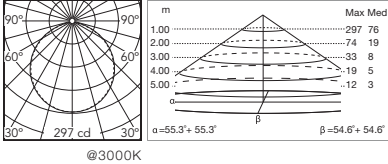
- F018D35A001
- F018D35A012
- F018D35A013
- F018D35A018
- F018D35A035
- F018D35A030
- F018D35A033

1-10V

- F018D35B001
- F018D35B012
- F018D35B013
- F018D35B018
- F018D35B035
- F018D35B030
- F018D35B033


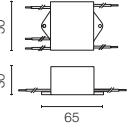

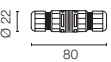

Dali

- F018D35D001
- F018D35D012
- F018D35D013
- F018D35D018
- F018D35D035
- F018D35D030
- F018D35D033



Accessori / Accessories

In Vitro Bollard

Dispositivo di protezione per il sovraccarico. 275 Vac. Corrente massima di scarica 10KA (8/29us). Massima corrente operativa 5A. Adatto per la connessione in serie. IP66.	Surge protection device. 275Vac. Maximum discharge current 10KA (8/20us). Maximum operating current 5A. Suitable for series connection. IP66.	F990E00A000	 
Sistema di giunzione IP68 H2O Stop anti-condensa a 2 vie 4 poli.	2 way terminal block 4 poles IP68 H2O Stop.	F990C00A000	 
Cassaforma per l'installazione a terra.	Box for ground installation.	F018Z000000	



Le lampade di grande successo disegnate da Michael Anastassiades per donare luce agli ambienti interni, sono adesso disponibili anche in versione *outdoor* per illuminare gli spazi aperti, in armonioso dialogo con il paesaggio naturale e con l'architettura degli esterni. Captain Flint e IC Outdoor sono state adattate nei materiali e nelle finiture, e rese impermeabili per rispettare tutti i requisiti tecnici delle lampade da esterni.

## Captain Flint

The successful floor lamps designed to give light to indoor environments is taken outside, to illuminate open spaces conversing with natural landscapes and exterior architecture. Captain Flint and IC Outdoor have been adjusted in the materials, finishes and technological waterproof engineering to meet the expected requirements for outdoor lighting fixtures.

Designed by Michael Anastassiades



Captain Flint F1





Captain Flint F1





Captain Flint W1





Nuova finitura colore: Rosso Burgundy  
Captain Flint è disponibile in un'esclusiva nuova finitura rosso Burgundy. Un colore dalle nuances calde che ben si sposa con le architetture più classiche ma che sa caratterizzare con un segno distintivo anche gli spazi più contemporanei.

New finish colour: Burgundy.  
Captain Flint are available in an exclusive new finish: burgundy. A warm colour that combines well with the most classical architecture, but also adds a distinctive mark to even the most contemporary spaces.



La nuova versione wall completa il programma garantendo lo stesso family feeling e aumentando la versatilità di installazione grazie alla sua iconica forma compatta e alle finiture esclusive disponibili.

The new wall version completes the collection, ensuring the same familiar feeling and increasing installation versatility thanks to its signature compact shape and the exclusive finishes available.



Famiglia / Family


Captain Flint Outdoor W1



Captain Flint Outdoor F1



Colori / Colours



05 Acciaio Inox Spazzolato  
05 Brushed Stainless Steel



18 Deep Brown  
18 Deep Brown



30 Nero  
30 Black



37 Burgundy Red  
37 Burgundy Red



59 Finitura Ottone  
59 Brass Finish

Captain Flint Outdoor F1 - Stone bases



05 Acciaio Inox Spazzolato/  
Occhio di Pernice  
05 Brushed Stainless Steel/  
Occhio di Pernice



18 Deep Brown/Travertino Imperiale  
18 Deep Brown/Travertino Imperiale



30 Nero/Lava Nera  
30 Black/Black Lava



37 Burgundy Red/Lava Nera  
37 Burgundy Red/Black Lava



59 Finitura Ottone/Lava Grigio  
59 Brass Finish/Grey Lava

Descrizione / Description

Collezione di apparecchi di illuminazione completa di versione a parete e versione da terra per uso esterno. Versione da parete con testa fissa. Rosone, telaio e cono in acciaio inox 316L spazzolato, verniciato o finitura ottone spazzolato; le parti strutturali vengono trattate con procedimento di conversione chimica al fine di ottenere una efficiente resistenza agli agenti atmosferici. Diffusore in policarbonato opalino anti-UV fotoinciso stampato ad iniezione. Sorgente luminosa a LED inclusa.

Versione da terra con testa orientabile sull'asta orizzontale di 315°, completa di una robusta base in pietra in diverse finiture. Disponibile in quattro combinazioni standard: acciaio verniciato nero/lava nera, acciaio verniciato deep brown/travertino imperiale, ottone satinato/lava grigia, acciaio inox satinato/occhio di pernice. Cavo adatto per outdoor di 5 metri di lunghezza con spina Schuko IP44.

Interruttore dimmer a pedale retroilluminato IP65 lungo il cavo che garantisce le funzioni ON/OFF e regolazione del flusso luminoso 30-100%.

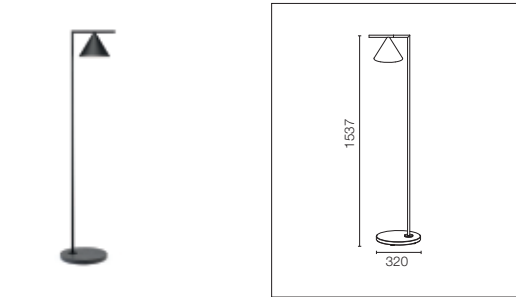
Luminaire family with wall version and outdoor floor version.

Wall version with fixed head. Rose, frame and cone in 316L polished or painted stainless steel or polished brass finishes. Structural parts have been treated with a chemical conversion process for effective resistance against atmospheric conditions. Diffuser in photo-recorded and injection molded UV-resistant opalescent polycarbonate. LED light source included.

Floor version with 315° adjustable head in horizontal rod, with a robust stone base that comes in various finishes. Available in four standard combinations: black/black lava painted steel, deep brown/travertino imperiale, satinized brass/grey lava, satinized stainless steel/occhio di pernice. 5-m cable with IP44 Schuko plug suitable for outdoor use. Backlit floor dimmer switch along the IP65 cable enables ON/OFF function and 30–100% brightness regulation.

Captain Flint Outdoor F1

COB LED: 11W -1055 lm ≠ FIXT 613 lm - 2700K/CRI>80 - 220-240V



- F011A24F005
- F011A21F018
- F011A22F030
- F011A22F037
- F011A23F059

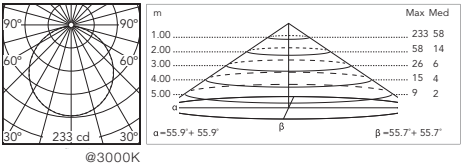


Sorgente luminosa a LED inclusa.  
Cavo adatto per outdoor 5 metri di lunghezza con spina Schuko IP44.  
Interruttore dimmer a pedale retroilluminato IP65 lungo il cavo che garantisce le funzioni ON/OFF e regolazione del flusso luminoso 30-100%.

Funzione Casambi a richiesta.

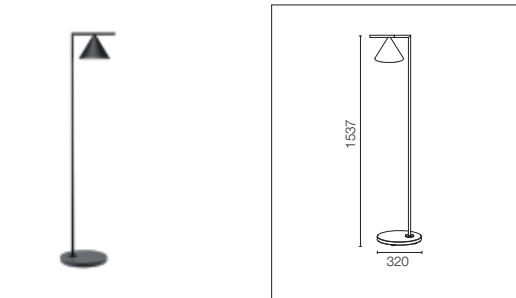
LED bulb included.  
5-m cable with Schuko IP44 plug suitable for outdoor use.  
Backlit floor dimmer switch on the IP65 cable enables ON/OFF function and brightness regulation 30-100%.

Casambi function on demand.



Captain Flint Outdoor F1

COB LED: 11W - 1133 lm ≠ FIXT 658 lm - 3000K/CRI>80 - 220-240V



- F011A34F005
- F011A31F018
- F011A32F030
- F011A32F037
- F011A33F059

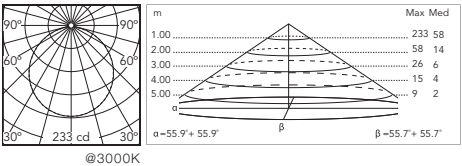


Sorgente luminosa a LED inclusa.  
Cavo adatto per outdoor 5 metri di lunghezza con spina Schuko IP44.  
Interruttore dimmer a pedale retroilluminato IP65 lungo il cavo che garantisce le funzioni ON/OFF e regolazione del flusso luminoso 30-100%.

Funzione Casambi a richiesta.

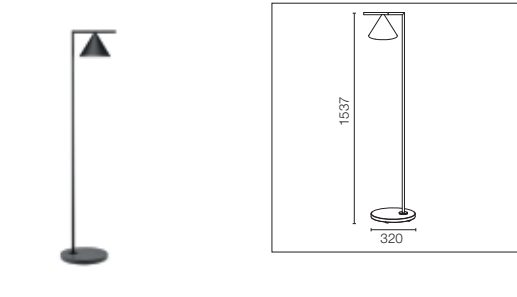
LED bulb included.  
5-m cable with Schuko IP44 plug suitable for outdoor use.  
Backlit floor dimmer switch on the IP65 cable enables ON/OFF function and brightness regulation 30-100%.

Casambi function on demand.



Captain Flint Outdoor F1

COB LED: 11W -1211 lm ≠ FIXT 703 lm - 4000K/CRI>80 - 220-240V



- F011A44F005
- F011A41F018
- F011A42F030
- F011A42F037
- F011A43F059

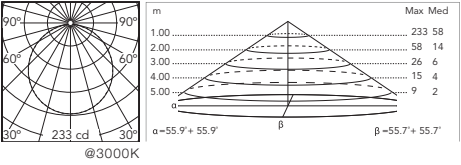


Sorgente luminosa a LED inclusa.  
Cavo adatto per outdoor 5 metri di lunghezza con spina Schuko IP44.  
Interruttore dimmer a pedale retroilluminato IP65 lungo il cavo che garantisce le funzioni ON/OFF e regolazione del flusso luminoso 30-100%.

Funzione Casambi a richiesta.

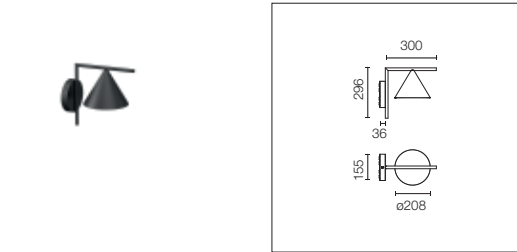
LED bulb included.  
5-m cable with Schuko IP44 plug suitable for outdoor use.  
Backlit floor dimmer switch on the IP65 cable enables ON/OFF function and brightness regulation 30-100%.

Casambi function on demand.



Captain Flint Outdoor W1

COB LED: 11W -1055 lm ≠ FIXT 613 lm - 2700K/CRI>80 - 220-240V / 11W - 1133 lm ≠ FIXT 658 lm - 3000K/CRI>80 - 220-240V / 11W -1211 lm ≠ FIXT 703 lm - 4000K/CRI>80 - 220-240V



Apparecchio di illuminazione da parete a luce diffusa con testa fissa. Sorgente luminosa a LED inclusa.  
Alimentazione elettrica 220-240V ON/OFF o dimmerabile 1-10V / DALI integrata.  
La connessione viene eseguita in modo rapido all'interno del rosone con giunto elettrico plug&play e connettore IP68 in dotazione. Staffa di fissaggio inclusa.

Versione 110V a richiesta.

Luminaire for wall-mounting with diffuse light emission and fixed head. LED light source included.  
Integrated 220-240V ON/OFF or 1-10V/DALI dimmable electrical power.  
Connection is quickly ensured in the rose with the plug & play electrical connection and the IP68 connector included. Clamp bracket included.

110V version upon request.

2700K

Non Dimmable

- F011W20A005
- F011W20A018
- F011W20A030
- F011W20A037
- F011W20A059
- F011W20B005
- F011W20B018
- F011W20B030
- F011W20B037
- F011W20B059
- F011W20D005
- F011W20D018
- F011W20D030
- F011W20D037
- F011W20D059

3000K

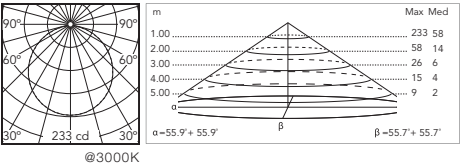
Non Dimmable

- F011W30A005
- F011W30A018
- F011W30A030
- F011W30A037
- F011W30A059
- F011W30B005
- F011W30B018
- F011W30B030
- F011W30B037
- F011W30B059
- F011W30D005
- F011W30D018
- F011W30D030
- F011W30D037
- F011W30D059

4000K

Non Dimmable

- F011W40A005
- F011W40A018
- F011W40A030
- F011W40A037
- F011W40A059
- F011W40B005
- F011W40B018
- F011W40B030
- F011W40B037
- F011W40B059
- F011W40D005
- F011W40D018
- F011W40D030
- F011W40D037
- F011W40D059





« Il tema del progetto “Mile” è la riduzione delle dimensioni dell’oggetto, cercando al contempo di ottenere il miglior rendimento ottico possibile. E’ stato un lavoro che ha riguardato più aspetti: si è cercato di minimizzare, essere performanti e avere la qualità percepita di un “oggetto perfetto”, dove tutte le superfici esterne risultano complanari. Il risultato finale è stato ottenuto grazie a un lungo lavoro di ottimizzazione delle parti che compongono l’apparecchio. »  
Antonio Citterio.


« The theme of the "Mile" project is to reduce the size of the object while obtaining the best possible optical performance. This work regarded multiple aspects: minimization, high performance, and the perceptual quality of a "perfect object", where all outdoor surfaces are on the same plane. The final result was achieved through hard work to optimize the unit's parts. »  
Antonio Citterio.

## Mile


Designed by Antonio Citterio







Mile Bollard 1 H 600 Double



Mile Bollard 2 H 900 Mono










Mile Wall 2 Washer Down + Asymmetric Up



Mile Wall 2 Washer Up & Down






Mile Ceiling 2



Mile Ceiling 3









Mile Path 1



Mile Path 2





Ottica asimmetrica con sorgente a LED recessa bivalente: versione per effetto lavaggio luminoso della parete (washer) o versione per illuminazione asimmetrica studiate per garantire la massima flessibilità e versatilità di utilizzo.

Asymmetrical optical unit with recessed LED light source in two variations — for a light wash effect on the wall (wall-washer) or for asymmetric lighting — thereby guaranteeing the utmost flexibility and versatility.



L'apparecchio è dotato di vano tecnico per eseguire la connessione all'interno del prodotto. Secondo passacavo in dotazione per collegamento entra-esce rapido e sicuro.

The fitting comes with an interior technical compartment to connect the lamp. Second cable guide provided for quick and safe electrical connection.



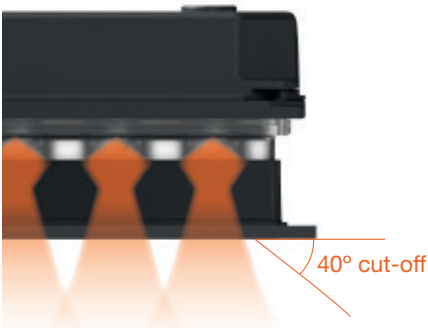
La finitura in primer permette la totale personalizzazione dell'apparecchio: verniciato con la stessa finitura della parete garantisce la massima integrazione con l'architettura; declinato a piacimento si distingue come unico ed esclusivo.

The primer finish allows for complete customization: painted with the same finish as the wall, it ensures flawless integration with the architecture; painted differently, it will have a unique, exclusive look.



Versione Bollard caratterizzata da una cornice rigorosa e leggera che rimarca il disegno puro della versione a parete, con base di rialzo a terra e creazione di uno scuretto sottostante per un effetto "galleggiamento" dell'apparecchio sulla pavimentazione.

The Bollard version is characterized by a light, rigid frame that echoes the pure design of the wall version, with a base to raise it off the ground and an underlying shutter to create the appearance that unit is "floating" above the floor.



Mile ceiling è caratterizzato da dimensioni compatte, varietà di ottiche, dimensioni e finiture il tutto disponibile per installazione ad incasso e superficie. Il modello più versatile dell'intero programma Mile sfrutta una tecnologia ottica brevettata capace di ottenere un cut-off di 40 gradi; la massima integrazione con gli elementi architettonici si abbina a un fascio di luce definito e impeccabile e a una schermatura totale, che consente di collocare l'apparecchio senza generare abbagliamenti sia in ambienti esterni che interni.

The most versatile model of the entire Mile program features a patented optical technology capable of achieving a 40-degree cut; its flawless integration with architectural elements is combined with a well-defined and impeccable beam of light and total shielding. This allows the luminaire to be housed without glares in both indoor and outdoor environments. Mile Ceiling is characterized by compact dimensions, and a range of optics, sizes and finishes, all of them available for recessed and surface installation.



L'asimmetria spinta dell'ottica che caratterizza Mile Path consente un posizionamento flessibile con un'emissione ideale per percorsi e scale. L'esclusivo recuperatore nero integrato garantisce un comfort visivo assoluto.

The sharp asymmetry of the optical unit that distinguishes Mile Path allows a flexible positioning with ideal emission for paths and staircases. The exclusive, integrated black recuperator ensures complete visual comfort.



Famiglia / Family

Mile Bollard 1 600  
Mono / Double



Mile Bollard 2 600  
Mono / Double



Mile Bollard 1 900  
Mono / Double



Mile Bollard 2 900  
Mono / Double



Mile Ceiling 1



Mile Ceiling 2



Mile Ceiling 3



Mile Recessed 1



Mile Recessed 2



Mile Recessed 3



Mile Wall 1

Up / Down / Up&Down



Mile Wall 2

Up / Down / Up&Down




Mile Path 1




Mile Path 2



Colori / Colours



\*00 Primer  
\*00 Primer



01 Bianco  
01 White



06 Grigio  
06 Grey



\*\*12 Forest Green  
\*\*12 Forest Green



18 Deep Brown  
18 Deep Brown



30 Nero  
30 Black



33 Antracite  
33 Anthracite

\* Solo per le versioni Wall, Path e Ceiling / Only for Wall, Path and Ceiling vesions.  
\*\* Solo per le versioni Wall, Bollard e Path / Only for Wall, Bollard and Path versions.



Mile Wall

Famiglia completa di apparecchi di illuminazione a parete dal design rigoroso e minimale con sorgente luminosa a LED, caratterizzato da una fascia decorativa in alluminio pressofuso a bassissimo contenuto di rame con buone caratteristiche meccaniche unite ad una buona resistenza alla corrosione data dal trattamento di conversione chimica superficiale. Disponibile in due diverse dimensioni e in differenti finiture con un rivestimento a doppio strato di polveri. La versione Primer va verniciata dopo l'installazione con normali colorazioni a base acquosa (tempere, stucchi, vernici ad acqua) per garantire la massima integrazione con l'architettura. Le viterie di fissaggio sono in acciaio inox AISI 316L. Il diffusore perfettamente complanare alla fascia decorativa è in polycarbonato trasparente stabilizzato ai raggi UV. Lo schermo riflettore asimmetrico è in alluminio purissimo, ossidato e brillantato e contiene la sorgente led in posizione arretrata per la riduzione dell'abbagliamento diretto. L'ottica asimmetrica è progettata per garantire una vasta gamma di prestazioni luminose e l'utilizzo flessibile in diversi contesti architettonici. Sono disponibili le versioni monoemissione con luce direzionata verso l'alto o verso il basso e le versioni biemissione, ognuna declinata secondo due differenti soluzioni illuminotecniche: per illuminazione focalizzata sul lavaggio luminoso della parete (washer) o per illuminazione asimmetrica ad esempio in caso di porticati o androni con l'utilizzo della versione con luce verso l'alto, dove il soffitto diventa esso stesso diffusore dal massimo comfort. La versione biemissione è disponibile sia con ottiche identiche, sia con ottiche miste asimmetrica + washer.

Mile Bollard

Collezione di paletti luminosi per esterno dal design rigoroso e minimale con sorgente luminosa a LED, abbinabili alle versioni a parete. Versione bollard monodirezionale o bidirezionale, disponibile in due altezze e in due larghezze in base alla sorgente luminosa e alla potenza richiesta, caratterizzata da una cornice rigorosa in estruso di alluminio senza viti a vista, con base di rialzo a terra per una più semplice e veloce installazione. Le viterie di fissaggio della testa sono in acciaio inox AISI 316L. Disponibile in differenti finiture con rivestimento a doppio strato di polveri e sottoposte a trattamento di conversione chimica per proteggere contro la corrosione. Il diffusore è in polycarbonato trasparente stabilizzato ai raggi UV. Lo schermo riflettore asimmetrico è in alluminio purissimo, ossidato e brillantato e contiene la sorgente led in posizione arretrata per la riduzione dell'abbagliamento diretto; l'emissione luminosa asimmetrica direzionata verso il basso rende l'apparecchio in linea con le vigenti leggi in materia di inquinamento luminoso. Le versioni Bollard possono essere installate facilmente a terra su qualsiasi pavimento con tasselli, oppure utilizzando l'accessorio dedicato piastra di ancoraggio per rendere la base del prodotto totalmente solidale con la pavimentazione.

Mile Path

Collezione di apparecchio a parete per uso segnapasso in esterno dal design rigoroso e minimale con sorgente luminosa a LED, abbinabili alle versioni a parete e bollard. Disponibile in due diverse dimensioni e in differenti finiture con un rivestimento a doppio strato di polveri. La versione Primer va verniciata dopo l'installazione con normali colorazioni a base acquosa (tempere, stucchi, vernici ad acqua) per garantire la massima integrazione con l'architettura.

Le viterie di fissaggio sono in acciaio inox AISI 316L. Il diffusore è in polycarbonato trasparente stabilizzato ai raggi UV. Lo schermo riflettore asimmetrico è in alluminio verniciato nero per la riduzione dell'abbagliamento diretto dato dalle riflessioni e contiene la sorgente led in posizione arretrata; l'emissione luminosa asimmetrica direzionata verso il basso rende l'apparecchio in linea con le vigenti leggi in materia di inquinamento luminoso. Staffa di fissaggio a parete inclusa.

Mile Ceiling

Collezione di apparecchi a soffitto in esterno dal design rigoroso e minimale con sorgente luminosa a LED, abbinabili alle versioni a parete, bollard e path. Disponibile in tre diverse dimensioni e in differenti finiture con un rivestimento a doppio strato di polveri. La versione Primer va verniciata dopo l'installazione con normali colorazioni a base acquosa (tempere, stucchi, vernici ad acqua) per garantire la massima integrazione con l'architettura. Il gruppo ottico è appositamente progettato per garantire il massimo comfort visivo e la riduzione dell'abbagliamento diretto senza rinunciare all'efficienza: la sorgente luminosa è composta da power led arretrati, le lenti in polycarbonato trasparente assicurano un fascio di luce controllato e omogeneo, e i riflettori conici in polycarbonato nero lucido forniscono una schermatura con angoli di cut-off estremi, il tutto in dimensioni molto ridotte. Il gruppo ottico è disponibile in quattro aperture di fascio differenziate, permettendone un'ampia gamma di utilizzo e flessibilità nei più vari contesti architettonici: sia nel caso di fasci intensivi che di effetti di luce diffusa, il controllo ottico è sempre eccezionale e la luce spuria è totalmente assente. Le viterie di fissaggio sono in acciaio inox AISI 316L. Staffa di fissaggio a soffitto inclusa.

Mile Recessed

Collezione di apparecchi a incasso a soffitto in esterno dal design rigoroso e minimale con sorgente luminosa a LED, abbinabili alle versioni a soffitto, parete, bollard e path. Disponibile in tre diverse dimensioni e in differenti finiture con un rivestimento a doppio strato di polveri. La versione Primer va verniciata dopo l'installazione con normali colorazioni a base acquosa (tempere, stucchi, vernici ad acqua) per garantire la massima integrazione con l'architettura. Come per le versioni a soffitto, il gruppo ottico è appositamente progettato per garantire il massimo comfort visivo e la riduzione dell'abbagliamento diretto senza rinunciare all'efficienza: la sorgente luminosa è composta da power led arretrati, le lenti in polycarbonato trasparente assicurano un fascio di luce controllato e omogeneo, e i riflettori conici in polycarbonato nero lucido forniscono una schermatura con angoli di cut-off estremi, il tutto in dimensioni molto ridotte. Il gruppo ottico è disponibile in quattro aperture di fascio differenziate, permettendone un'ampia gamma di utilizzo e flessibilità nei più vari contesti architettonici: sia nel caso di fasci intensivi che di effetti di luce diffusa, il controllo ottico è sempre eccezionale e la luce spuria è totalmente assente. L'apparecchio è installabile in controsoffitto mediante staffe di fissaggio autoregolanti in dotazione; la cornice di battuta di spessore minimo garantisce la perfetta finitura estetica dell'apparecchio nel soffitto. Disponibile come accessorio, per soffitti in muratura o in cemento armato, l'apposita cassaforma per gettata in acciaio zincato.

Mile Wall

Complete family of wall luminaires with a rigorous, minimal design with LED light source, a design characterized by a die-cast aluminum trim with very low copper content and good mechanical features combined with good resistance against corrosion thanks to the surface chemical conversion treatment. Available in two sizes and various finishes with a double layer of powder coating. Primer version to be painted after installation with regular water-based colors (tempera, stucco, water-based paints) to ensure flawless integration with the building. The anchoring hardware is made of AISI 316L stainless steel. The diffuser is perfectly flush with the decorative band and is made of transparent, UV-stabilized polycarbonate. The asymmetric, reflecting screen is made of pure, oxidized and polished aluminum, with LED source in a rear position to reduce direct glare. Its asymmetrical optical unit is designed to ensure a wide range of lighting features and flexible use in different architectural settings. Single-emission version directing light upwards or downwards and dual-emission version available. Each version is available in two different lighting solutions: wall-washer lighting or asymmetric lighting. For instance, by using the version with light directed upwards in porticos or entrance halls, the ceiling itself becomes a diffuser, offering absolute comfort. Dual emission version is available with both identical optical units and mixed, asymmetric + washer optical units.

Mile Bollard

Collection of outdoor bollards with a rigorous, minimal design and LED light source that can be combined with wall versions. Uni- or bi-directional bollard version, available in two heights and widths, based on light source and power requirements. The rigid frame is made of extruded aluminum with no visible screws, and the base rises above the ground for a quick, simple installation. The head anchoring hardware is made of AISI 316L stainless steel. Available in various finishes with a double layer of powder coating and chemical conversion treatment to protect it against corrosion. The diffuser is made of transparent, UV-stabilized polycarbonate. The asymmetric reflecting screen is made of pure, oxidized and polished aluminum, with LED source in a rear position to reduce direct glare. The downward, asymmetric light emission ensures the luminaire's compliance with existing light pollution laws. Bollard versions may be easily installed on any flooring on the ground with anchors, or with the dedicated anchoring plate accessory to completely integrate the base of the product with the pavement.

Mile Path

Collection of outdoor wall luminaires with a rigorous, minimal design and LED light source that can be combined with wall and bollard versions. Available in two sizes and various finishes with a double layer of powder coating. Primer version to be painted after installation with regular water-based colors (tempera, stucco, water-based paints) to ensure flawless integration with the building. The anchoring hardware is made of AISI 316L stainless steel. Diffuser is made of transparent, UV-stabilized polycarbonate.

The asymmetric, reflecting screen is made of aluminum painted in black to reduce direct glare from reflections. It holds the LED source in a rear position. The downward, asymmetric light emission ensures the luminaire's compliance with existing light pollution laws. Wall mounting bracket included.

Mile Ceiling

Outdoor ceiling-mounted lights collection, with a rigorous, minimal design and LED light source that can be combined with wall, bollard and path versions. Available in three different sizes and various finishes with a double layer of powder coating. Primer version to be painted after installation with regular water-based colors (tempera, stucco, water-based paints) to ensure flawless integration with the building. The optical unit is specifically designed to ensure maximum visual comfort and direct glare reduction without compromising overall efficiency: the light source comprises rear power LEDs; its transparent polycarbonate lenses ensure a controlled and homogeneous beam of light; and the glossy black polycarbonate cone reflectors provide an extreme, sharp-angled footprint. The optical unit is available in four different beam angles, allowing a wide range of uses and flexibility in the most varied architectural settings: both in the case of intense beams and diffuse light effects, optical control is always exceptional and spurious light is totally absent. The anchoring hardware is made of AISI 316L stainless steel. Ceiling mounting bracket included.

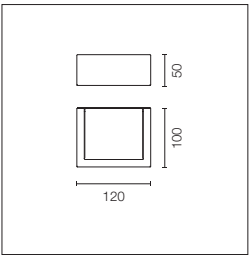

Mile Recessed





Collection of outdoor, ceiling-mounted, recessed lights with a rigorous, minimal design and LED light source that can be combined with ceiling, wall, bollard and path versions. Available in three different sizes and various finishes with a double layer of powder coating. Primer version to be painted after installation with regular water-based colors (tempera, stucco, water-based paints) to ensure flawless integration with the building. As in ceiling versions, the optical unit is specifically designed to ensure maximum visual comfort and direct glare reduction without compromising overall efficiency: the light source comprises rear power LEDs; its transparent polycarbonate lenses ensure a controlled and homogeneous beam of light; and the glossy black polycarbonate cone reflectors provide an extreme, sharp-angled screening, all in a small footprint. The optical unit is available in four different beam angles, allowing a wide range of uses and flexibility in the most varied architectural settings: both in the case of intense beams and diffuse light effects, optical control is always exceptional and spurious light is totally absent. The luminaire can be installed in a drop ceiling using the supplied self-adjusting mounting brackets. The minimal thickness of the stop frame allows a perfect, aesthetic finish of the luminaire in the ceiling. The accessory box for installation in galvanized steel for concreting is available for brick or reinforced concrete ceilings.



Mile Wall 1 Asymmetric Up

Mid - Power Led: 4,9W - 427 lm ≠ \*FIXT 283 lm - 2700K/CRI 80 - 220-240V / 4,9W - 445 lm ≠ \*FIXT 294 lm - 3000K/CRI 80 - 220-240V / 4,9W - 462 lm ≠ \*FIXT 305 lm - 4000K/CRI 80 - 220-240V



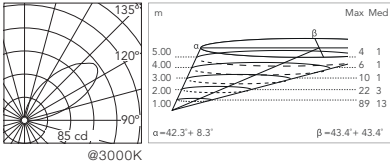


Sorgente luminosa a LED inclusa. Alimentazione elettrica 220-240V ON/OFF integrata. Dotato di doppio passacavo per collegamento entra-escei.

LED light source included. Integrated 220-240V ON/OFF electrical power. Equipped with double cable gland for electrical connection.

Versione 110V a richiesta.

110V version upon request.



**2700K**

- F015A21A000
- F015A21A001
- F015A21A006
- F015A21A012
- F015A21A018
- F015A21A030
- F015A21A033

**3000K**

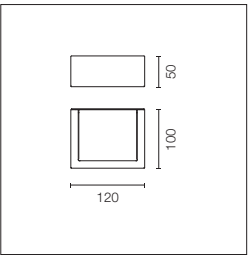

- F015A31A000
- F015A31A001
- F015A31A006
- F015A31A012
- F015A31A018
- F015A31A030
- F015A31A033





**4000K**

- F015A41A000
- F015A41A001
- F015A41A006
- F015A41A012
- F015A41A018
- F015A41A030
- F015A41A033

Mile Wall 1 Washer Up

Mid - Power Led: 4,9W - 427 lm ≠ \*FIXT 291 lm - 2700K/CRI 80 - 220-240V / 4,9W - 445 lm ≠ \*FIXT 303 lm - 3000K/CRI 80 - 220-240V / 4,9W - 462 lm ≠ \*FIXT 314 lm - 4000K/CRI 80 - 220-240V



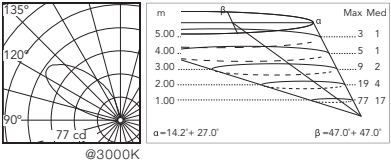


Sorgente luminosa a LED inclusa. Alimentazione elettrica 220-240V ON/OFF integrata. Dotato di doppio passacavo per collegamento entra-escei.

LED light source included. Integrated 220-240V ON/OFF electrical power. Equipped with double cable gland for electrical connection.

Versione 110V a richiesta.

110V version upon request.



**2700K**

- F015B21A000
- F015B21A001
- F015B21A006
- F015B21A012
- F015B21A018
- F015B21A030
- F015B21A033

**3000K**

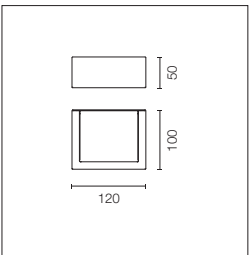

- F015B31A000
- F015B31A001
- F015B31A006
- F015B31A012
- F015B31A018
- F015B31A030
- F015B31A033





**4000K**

- F015B41A000
- F015B41A001
- F015B41A006
- F015B41A012
- F015B41A018
- F015B41A030
- F015B41A033

Mile Wall 1 Asymmetric Down

Mid - Power Led: 4,9W - 427 lm ≠ \*FIXT 283 lm - 2700K/CRI 80 - 220-240V / 4,9W - 445 lm ≠ \*FIXT 294 lm - 3000K/CRI 80 - 220-240V / 4,9W - 462 lm ≠ \*FIXT 305 lm - 4000K/CRI 80 - 220-240V



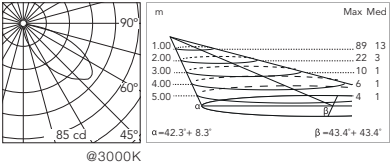


Sorgente luminosa a LED inclusa. Alimentazione elettrica 220-240V ON/OFF integrata. Dotato di doppio passacavo per collegamento entra-escei.

LED light source included. Integrated 220-240V ON/OFF electrical power. Equipped with double cable gland for electrical connection.

Versione 110V a richiesta.

110V version upon request.



**2700K**

- F015A22A000
- F015A22A001
- F015A22A006
- F015A22A012
- F015A22A018
- F015A22A030
- F015A22A033

**3000K**

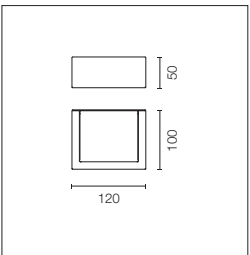

- F015A32A000
- F015A32A001
- F015A32A006
- F015A32A012
- F015A32A018
- F015A32A030
- F015A32A033





**4000K**

- F015A42A000
- F015A42A001
- F015A42A006
- F015A42A012
- F015A42A018
- F015A42A030
- F015A42A033

Mile Wall 1 Washer Down

Mid - Power Led: 4,9W - 427 lm ≠ \*FIXT 291 lm - 2700K/CRI 80 - 220-240V / 4,9W - 445 lm ≠ \*FIXT 303 lm - 3000K/CRI 80 - 220-240V / 4,9W - 462 lm ≠ \*FIXT 314 lm - 4000K/CRI 80 - 220-240V



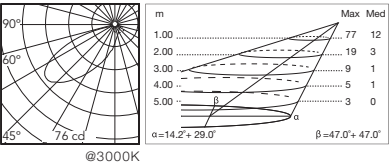


Sorgente luminosa a LED inclusa. Alimentazione elettrica 220-240V ON/OFF integrata. Dotato di doppio passacavo per collegamento entra-escei.

LED light source included. Integrated 220-240V ON/OFF electrical power. Equipped with double cable gland for electrical connection.

Versione 110V a richiesta.

110V version upon request.



**2700K**

- F015B22A000
- F015B22A001
- F015B22A006
- F015B22A012
- F015B22A018
- F015B22A030
- F015B22A033

**3000K**

- F015B32A000
- F015B32A001
- F015B32A006
- F015B32A012
- F015B32A018
- F015B32A030
- F015B32A033

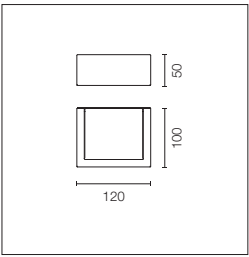

**4000K**



- F015B42A000
- F015B42A001
- F015B42A006
- F015B42A012
- F015B42A018
- F015B42A030
- F015B42A033



Mile Wall 1 Asymmetric Up & Down

Mid - Power Led: 8,1W - 2x427 lm ≠ \*FIXT 2x291 lm - 2700K/CRI 80 - 220-240V / 8,1W - 2x445 lm ≠ \*FIXT 2x303 lm - 3000K/CRI 80 - 220-240V / 8,1W - 2x462 lm ≠ \*FIXT 2x314 lm - 4000K/CRI 80 - 220-240V









Sorgente luminosa a LED inclusa. Alimentazione elettrica 220-240V ON/OFF integrata. Dotato di doppio passacavo per collegamento entra-escei.

LED light source included. Integrated 220-240V ON/OFF electrical power. Equipped with double cable gland for electrical connection.

Versione 110V a richiesta.

110V version upon request.



**2700K**

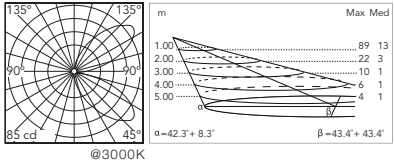
- F015A23A000
- F015A23A001
- F015A23A006
- F015A23A012
- F015A23A018
- F015A23A030
- F015A23A033

**3000K**

- F015A33A000
- F015A33A001
- F015A33A006
- F015A33A012
- F015A33A018
- F015A33A030
- F015A33A033

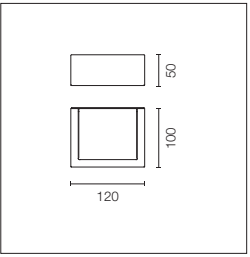

**4000K**



- F015A43A000
- F015A43A001
- F015A43A006
- F015A43A012
- F015A43A018
- F015A43A030
- F015A43A033



Mile Wall 1 Washer Down + Asymmetric Up

Mid - Power Led: 8,1W - 2x427 lm ≠ \*FIXT 291+283 lm - 2700K/CRI 80 - 220-240V / 8,1W - 2x445 lm ≠ \*FIXT 303+294 lm - 3000K/CRI 80 - 220-240V / 8,1W - 2x462 lm ≠ \*FIXT 314+305 lm - 4000K/CRI 80 - 220-240V









Sorgente luminosa a LED inclusa. Alimentazione elettrica 220-240V ON/OFF integrata. Dotato di doppio passacavo per collegamento entra-escei.

LED light source included. Integrated 220-240V ON/OFF electrical power. Equipped with double cable gland for electrical connection.

Versione 110V a richiesta.

110V version upon request.



**2700K**

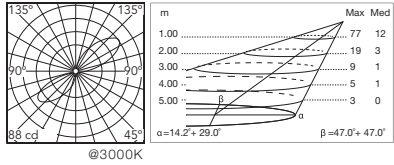
- F015C24A000
- F015C24A001
- F015C24A006
- F015C24A012
- F015C24A018
- F015C24A030
- F015C24A033

**3000K**

- F015C34A000
- F015C34A001
- F015C34A006
- F015C34A012
- F015C34A018
- F015C34A030
- F015C34A033

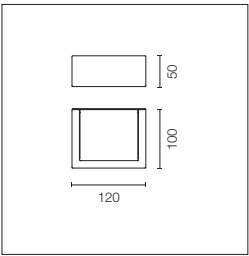

**4000K**



- F015C44A000
- F015C44A001
- F015C44A006
- F015C44A012
- F015C44A018
- F015C44A030
- F015C44A033



Mile Wall 1 Washer Up & Down

Mid - Power Led: 8,1W - 2x427 lm ≠ \*FIXT 2x291 lm - 2700K/CRI 80 - 220-240V / 8,1W - 2x445 lm ≠ \*FIXT 2x303 lm - 3000K/CRI 80 - 220-240V / 8,1W - 2x462 lm ≠ \*FIXT 2x314 lm - 4000K/CRI 80 - 220-240V









Sorgente luminosa a LED inclusa. Alimentazione elettrica 220-240V ON/OFF integrata. Dotato di doppio passacavo per collegamento entra-escei.

LED light source included. Integrated 220-240V ON/OFF electrical power. Equipped with double cable gland for electrical connection.

Versione 110V a richiesta.

110V version upon request.



**2700K**

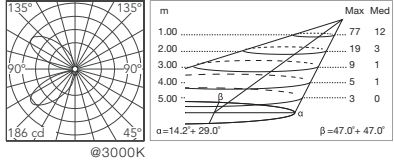
- F015B23A000
- F015B23A001
- F015B23A006
- F015B23A012
- F015B23A018
- F015B23A030
- F015B23A033

**3000K**

- F015B33A000
- F015B33A001
- F015B33A006
- F015B33A012
- F015B33A018
- F015B33A030
- F015B33A033

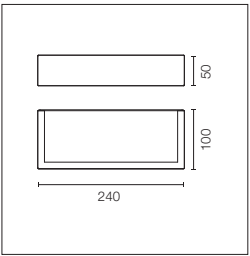

**4000K**



- F015B43A000
- F015B43A001
- F015B43A006
- F015B43A012
- F015B43A018
- F015B43A030
- F015B43A033



Mile Wall 2 Asymmetric Up

Mid - Power Led: 7,8W - 838 lm ≠ \*FIXT 603 lm - 2700K/CRI 80 - 220-240V / 7,8W - 872 lm ≠ \*FIXT 627 lm - 3000K/CRI 80 - 220-240V / 7,8W - 905 lm ≠ \*FIXT 651 lm - 4000K/CRI 80 - 220-240V









Sorgente luminosa a LED inclusa. Alimentazione elettrica 220-240V ON/OFF e dimmarabile 1-10V o DALI integrata. Dotato di doppio passacavo per collegamento entra-escei.

LED light source included. Integrated 220-240V ON/OFF and 1-10V or DALI dimmable electrical power. Equipped with double cable gland for electrical connection.

Versione 110V a richiesta.

110V version upon request.



**2700K**

Non Dimmable

- F015D21A000
- F015D21A001
- F015D21A006
- F015D21A012
- F015D21A018
- F015D21A030
- F015D21A033

1-10V

- F015D21B000
- F015D21B001
- F015D21B006
- F015D21B012
- F015D21B018
- F015D21B030
- F015D21B033

Dali

- F015D21D000
- F015D21D001
- F015D21D006
- F015D21D012
- F015D21D018
- F015D21D030
- F015D21D033

**3000K**

Non Dimmable

- F015D31A000
- F015D31A001
- F015D31A006
- F015D31A012
- F015D31A018
- F015D31A030
- F015D31A033

1-10V

- F015D31B000
- F015D31B001
- F015D31B006
- F015D31B012
- F015D31B018
- F015D31B030
- F015D31B033

Dali

- F015D31D000
- F015D31D001
- F015D31D006
- F015D31D012
- F015D31D018
- F015D31D030
- F015D31D033

**4000K**

Non Dimmable

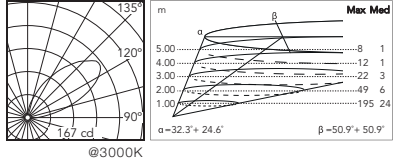
- F015D41A000
- F015D41A001
- F015D41A006
- F015D41A012
- F015D41A018
- F015D41A030
- F015D41A033

1-10V

- F015D41B000
- F015D41B001
- F015D41B006
- F015D41B012
- F015D41B018
- F015D41B030
- F015D41B033

Dali

- F015D41D000
- F015D41D001
- F015D41D006
- F015D41D012
- F015D41D018
- F015D41D030
- F015D41D033





Mile Wall 2 Asymmetric Down

Mid - Power Led: 7,8W - 838 lm ≠ \*FIXT 603 lm - 2700K/CRI 80 - 220-240V / 7,8W - 872 lm ≠ \*FIXT 627 lm - 3000K/CRI 80 - 220-240V / 7,8W - 905 lm ≠ \*FIXT 651 lm - 4000K/CRI 80 - 220-240V





IP	IK
65	09



0,8 Kg

LED INCL

Sorgente luminosa a LED inclusa. Alimentazione elettrica 220-240V ON/OFF e dimmarabile 1-10V o DALI integrata. Dotato di doppio passacavo per collegamento entra-escei.

LED light source included. Integrated 220-240V ON/OFF and 1-10V or DALI dimmable electrical power. Equipped with double cable gland for electrical connection.

Versione 110V a richiesta.

110V version upon request.

2700K

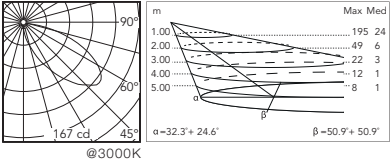
- Non Dimmable
- F015D22A000
  - F015D22A001
  - F015D22A006
  - F015D22A012
  - F015D22A018
  - F015D22A030
  - F015D22A033
- 1-10V
- F015D22B000
  - F015D22B001
  - F015D22B006
  - F015D22B012
  - F015D22B018
  - F015D22B030
  - F015D22B033
- Dali
- F015D22D000
  - F015D22D001
  - F015D22D006
  - F015D22D012
  - F015D22D018
  - F015D22D030
  - F015D22D033

3000K

- Non Dimmable
- F015D32A000
  - F015D32A001
  - F015D32A006
  - F015D32A012
  - F015D32A018
  - F015D32A030
  - F015D32A033
- 1-10V
- F015D32B000
  - F015D32B001
  - F015D32B006
  - F015D32B012
  - F015D32B018
  - F015D32B030
  - F015D32B033
- Dali
- F015D32D000
  - F015D32D001
  - F015D32D006
  - F015D32D012
  - F015D32D018
  - F015D32D030
  - F015D32D033

4000K

- Non Dimmable
- F015D42A000
  - F015D42A001
  - F015D42A006
  - F015D42A012
  - F015D42A018
  - F015D42A030
  - F015D42A033
- 1-10V
- F015D42B000
  - F015D42B001
  - F015D42B006
  - F015D42B012
  - F015D42B018
  - F015D42B030
  - F015D42B033
- Dali
- F015D42D000
  - F015D42D001
  - F015D42D006
  - F015D42D012
  - F015D42D018
  - F015D42D030
  - F015D42D033



Mile Wall 2 Washer Up

Mid - Power Led: 6,4W - 661 lm ≠ \*FIXT 453 lm - 2700K/CRI 80 - 220-240V / 6,4W - 714 lm ≠ \*FIXT 471 lm - 3000K/CRI 80 - 220-240V / 6,4W - 714 lm ≠ \*FIXT 489 lm - 4000K/CRI 80 - 220-240V





IP	IK
65	09



0,8 Kg

LED INCL

Sorgente luminosa a LED inclusa. Alimentazione elettrica 220-240V ON/OFF e dimmarabile 1-10V o DALI integrata. Dotato di doppio passacavo per collegamento entra-escei.

LED light source included. Integrated 220-240V ON/OFF and 1-10V or DALI dimmable electrical power. Equipped with double cable gland for electrical connection.

Versione 110V a richiesta.

110V version upon request.

2700K

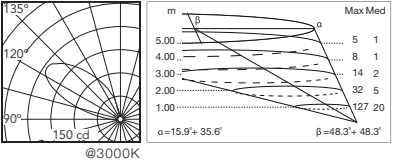
- Non Dimmable
- F015E21A000
  - F015E21A001
  - F015E21A006
  - F015E21A012
  - F015E21A018
  - F015E21A030
  - F015E21A033
- 1-10V
- F015E21B000
  - F015E21B001
  - F015E21B006
  - F015E21B012
  - F015E21B018
  - F015E21B030
  - F015E21B033
- Dali
- F015E21D000
  - F015E21D001
  - F015E21D006
  - F015E21D012
  - F015E21D018
  - F015E21D030
  - F015E21D033

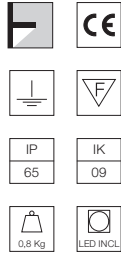
3000K

- Non Dimmable
- F015E31A000
  - F015E31A001
  - F015E31A006
  - F015E31A012
  - F015E31A018
  - F015E31A030
  - F015E31A033
- 1-10V
- F015E31B000
  - F015E31B001
  - F015E31B006
  - F015E31B012
  - F015E31B018
  - F015E31B030
  - F015E31B033
- Dali
- F015E31D000
  - F015E31D001
  - F015E31D006
  - F015E31D012
  - F015E31D018
  - F015E31D030
  - F015E31D033

4000K

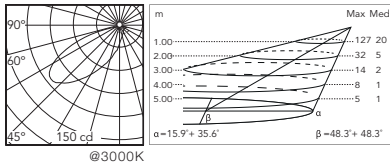
- Non Dimmable
- F015E41A000
  - F015E41A001
  - F015E41A006
  - F015E41A012
  - F015E41A018
  - F015E41A030
  - F015E41A033
- 1-10V
- F015E41B000
  - F015E41B001
  - F015E41B006
  - F015E41B012
  - F015E41B018
  - F015E41B030
  - F015E41B033
- Dali
- F015E41D000
  - F015E41D001
  - F015E41D006
  - F015E41D012
  - F015E41D018
  - F015E41D030
  - F015E41D033





Versione 110V a richiesta.

110V version upon request.


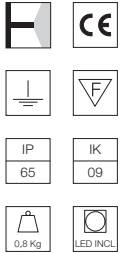



Non Dimmable

- Non Dimmable

- Non Dimmable

- 
- Figure 1 consists of two main parts. The left part is a circular grid with concentric circles labeled 1.00, 2.00, 3.00, 4.00, and 5.00. Radial lines are drawn from the center to the outer edge, labeled with angles: 135°, 135°, 90°, 90°, 45°, and 167°. The right part is a line of sight diagram. It shows a series of lines radiating from a point 'a' to points 'b' and 'c' on a horizontal line. The diagram is labeled with 'Max Med' and a table of values: 194 24, 49 6, 22 3, 12 1, and 8 1. Below the diagram are the angles  $\alpha = 32.3^\circ + 24.6^\circ$  and  $\beta = 50.9^\circ + 50.9^\circ$ . The text '@3000K' is at the bottom.

Versione 110V a richiesta.

110V version upon request.

- Non Dimmable

- Non Dimmable

- Non Dimmable

- Mile



Mile Wall 2 Washer Up & Down

Mid - Power Led: 10,5W - 2x661 lm ≠ \*FIXT 2x453 lm - 2700K/CRI 80 - 220-240V / 10,5W - 2x714 lm ≠ \*FIXT 2x471 lm - 3000K/CRI 80 - 220-240V / 10,5W - 2x714 lm ≠ \*FIXT 2x489 lm - 4000K/CRI 80 - 220-240V







Sorgente luminosa a LED inclusa. Alimentazione elettrica 220-240V ON/OFF e dimmarabile 1-10V o DALI integrata. Dotato di doppio passacavo per collegamento entra-escei.

LED light source included. Integrated 220-240V ON/OFF and 1-10V or DALI dimmable electrical power. Equipped with double cable gland for electrical connection.

Versione 110V a richiesta.

110V version upon request.

2700K

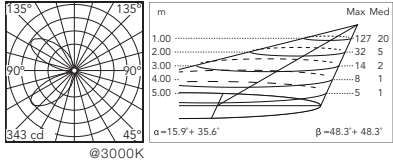
- Non Dimmable
- F015E23A000
  - F015E23A001
  - F015E23A006
  - F015E23A012
  - F015E23A018
  - F015E23A030
  - F015E23A033
- 1-10V
- F015E23B000
  - F015E23B001
  - F015E23B006
  - F015E23B012
  - F015E23B018
  - F015E23B030
  - F015E23B033
- Dali
- F015E23D000
  - F015E23D001
  - F015E23D006
  - F015E23D012
  - F015E23D018
  - F015E23D030
  - F015E23D033

3000K

- Non Dimmable
- F015E33A000
  - F015E33A001
  - F015E33A006
  - F015E33A012
  - F015E33A018
  - F015E33A030
  - F015E33A033
- 1-10V
- F015E33B000
  - F015E33B001
  - F015E33B006
  - F015E33B012
  - F015E33B018
  - F015E33B030
  - F015E33B033
- Dali
- F015E33D000
  - F015E33D001
  - F015E33D006
  - F015E33D012
  - F015E33D018
  - F015E33D030
  - F015E33D033

4000K

- Non Dimmable
- F015E43A000
  - F015E43A001
  - F015E43A006
  - F015E43A012
  - F015E43A018
  - F015E43A030
  - F015E43A033
- 1-10V
- F015E43B000
  - F015E43B001
  - F015E43B006
  - F015E43B012
  - F015E43B018
  - F015E43B030
  - F015E43B033
- Dali
- F015E43D000
  - F015E43D001
  - F015E43D006
  - F015E43D012
  - F015E43D018
  - F015E43D030
  - F015E43D033



Mile Wall 2 Washer Down + Asymmetric Up

Mid - Power Led: 12W - 661+838 lm ≠ \*FIXT 453+603 lm - 2700K/CRI 80 - 220-240V / 12W - 2714+872 lm ≠ \*FIXT 471+627 lm - 3000K/CRI 80 - 220-240V / 12W - 714+905 lm ≠ \*FIXT 489+651 lm - 4000K/CRI 80 - 220-240V







Sorgente luminosa a LED inclusa. Alimentazione elettrica 220-240V ON/OFF e dimmarabile 1-10V o DALI integrata. Dotato di doppio passacavo per collegamento entra-escei.

LED light source included. Integrated 220-240V ON/OFF and 1-10V or DALI dimmable electrical power. Equipped with double cable gland for electrical connection.

Versione 110V a richiesta.

110V version upon request.

2700K

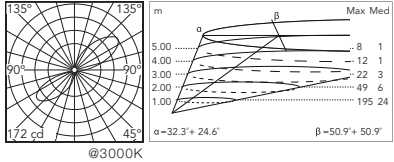
- Non Dimmable
- F015F24A000
  - F015F24A001
  - F015F24A006
  - F015F24A012
  - F015F24A018
  - F015F24A030
  - F015F24A033
- 1-10V
- F015F24B000
  - F015F24B001
  - F015F24B006
  - F015F24B012
  - F015F24B018
  - F015F24B030
  - F015F24B033
- Dali
- F015F24D000
  - F015F24D001
  - F015F24D006
  - F015F24D012
  - F015F24D018
  - F015F24D030
  - F015F24D033

3000K

- Non Dimmable
- F015F34A000
  - F015F34A001
  - F015F34A006
  - F015F34A012
  - F015F34A018
  - F015F34A030
  - F015F34A033
- 1-10V
- F015F34B000
  - F015F34B001
  - F015F34B006
  - F015F34B012
  - F015F34B018
  - F015F34B030
  - F015F34B033
- Dali
- F015F34D000
  - F015F34D001
  - F015F34D006
  - F015F34D012
  - F015F34D018
  - F015F34D030
  - F015F34D033

4000K

- Non Dimmable
- F015F44A000
  - F015F44A001
  - F015F44A006
  - F015F44A012
  - F015F44A018
  - F015F44A030
  - F015F44A033
- 1-10V
- F015F44B000
  - F015F44B001
  - F015F44B006
  - F015F44B012
  - F015F44B018
  - F015F44B030
  - F015F44B033
- Dali
- F015F44D000
  - F015F44D001
  - F015F44D006
  - F015F44D012
  - F015F44D018
  - F015F44D030
  - F015F44D033



Mile Bollard 1 600 Mono

Mid - Power Led: 4,9W - 427 lm ≠ \*FIXT 283 lm - 2700K/CRI 80 - 220-240V / 4,9W - 445 lm ≠ \*FIXT 294 lm - 3000K/CRI 80 - 220-240V / 4,9W - 462 lm ≠ \*FIXT 305 lm - 4000K/CRI 80 - 220-240V





IP	IK
65	09



2 Kg

LED INCL

Sorgente luminosa a LED inclusa. Alimentazione elettrica 220-240V ON/OFF integrata. Dotato di uno spezzone di cavo uscente in neoprene e un sistema di giunzione IP68 H<sub>2</sub>O Stop anti-condensa a 2 vie. L'apparecchio è installabile su qualsiasi pavimento per mezzo di tasselli. Piastra di ancoraggio per l'installazione su pavimentazione da gettare con plinto di cemento da ordinare separatamente.

LED light source included. Integrated 220-240V ON/OFF electrical power. Equipped with a length of neoprene cable and an IP68 2-way anti-condensation H<sub>2</sub>O stop seal system. The device may be installed on any flooring with anchors. Anchoring plate for installation on flooring laid over concrete sold separately.

110V version upon request.

Versione 110V a richiesta.

**2700K**

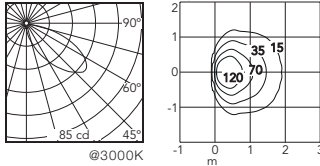

- F015G21A001
- F015G21A006
- F015G21A012
- F015G21A018
- F015G21A030
- F015G21A033

**3000K**

- F015G31A001
- F015G31A006
- F015G31A012
- F015G31A018
- F015G31A030
- F015G31A033

**4000K**

- F015G41A001
- F015G41A006
- F015G41A012
- F015G41A018
- F015G41A030
- F015G41A033



Mile Bollard 1 600 Double

Mid - Power Led: 9,8W - 2x427 lm ≠ \*FIXT 2x283 lm - 2700K/CRI 80 - 220-240V / 9,8W - 2x445 lm ≠ \*FIXT 2x294 lm - 3000K/CRI 80 - 220-240V / 9,8W - 2x462 lm ≠ \*FIXT 2x305 lm - 4000K/CRI 80 - 220-240V





IP	IK
65	09



2,5 Kg

LED INCL

Sorgente luminosa a LED inclusa. Alimentazione elettrica 220-240V ON/OFF integrata. Dotato di uno spezzone di cavo uscente in neoprene e un sistema di giunzione IP68 H<sub>2</sub>O Stop anti-condensa a 2 vie. L'apparecchio è installabile su qualsiasi pavimento per mezzo di tasselli. Piastra di ancoraggio per l'installazione su pavimentazione da gettare con plinto di cemento da ordinare separatamente.

LED light source included. Integrated 220-240V ON/OFF electrical power. Equipped with a length of neoprene cable and an IP68 2-way anti-condensation H<sub>2</sub>O stop seal system. The device may be installed on any flooring with anchors. Anchoring plate for installation on flooring laid over concrete sold separately.

110V version upon request.

Versione 110V a richiesta.

**2700K**

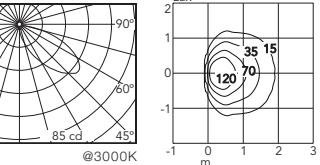

- F015G22A001
- F015G22A006
- F015G22A012
- F015G22A018
- F015G22A030
- F015G22A033

**3000K**

- F015G32A001
- F015G32A006
- F015G32A012
- F015G32A018
- F015G32A030
- F015G32A033

**4000K**

- F015G42A001
- F015G42A006
- F015G42A012
- F015G42A018
- F015G42A030
- F015G42A033



Mile Bollard 1 900 Mono

Mid - Power Led: 4,9W - 427 lm ≠ \*FIXT 283 lm - 2700K/CRI 80 - 220-240V / 4,9W - 445 lm ≠ \*FIXT 294 lm - 3000K/CRI 80 - 220-240V / 4,9W - 462 lm ≠ \*FIXT 305 lm - 4000K/CRI 80 - 220-240V





IP	IK
65	09



2,7 Kg

LED INCL

Sorgente luminosa a LED inclusa. Alimentazione elettrica 220-240V ON/OFF integrata. Dotato di uno spezzone di cavo uscente in neoprene e un sistema di giunzione IP68 H<sub>2</sub>O Stop anti-condensa a 2 vie. L'apparecchio è installabile su qualsiasi pavimento per mezzo di tasselli. Piastra di ancoraggio per l'installazione su pavimentazione da gettare con plinto di cemento da ordinare separatamente.

LED light source included. Integrated 220-240V ON/OFF electrical power. Equipped with a length of neoprene cable and an IP68 2-way anti-condensation H<sub>2</sub>O stop seal system. The device may be installed on any flooring with anchors. Anchoring plate for installation on flooring laid over concrete sold separately.

110V version upon request.

Versione 110V a richiesta.

**2700K**

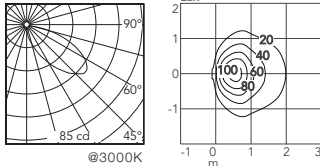

- F015H21A001
- F015H21A006
- F015H21A012
- F015H21A018
- F015H21A030
- F015H21A033

**3000K**

- F015H31A001
- F015H31A006
- F015H31A012
- F015H31A018
- F015H31A030
- F015H31A033

**4000K**

- F015H41A001
- F015H41A006
- F015H41A012
- F015H41A018
- F015H41A030
- F015H41A033



Mile Bollard 1 900 Double

Mid - Power Led: 9,8W - 2x427 lm ≠ \*FIXT 2x283 lm - 2700K/CRI 80 - 220-240V / 9,8W - 2x445 lm ≠ \*FIXT 2x294 lm - 3000K/CRI 80 - 220-240V / 9,8W - 2x462 lm ≠ \*FIXT 2x305 lm - 4000K/CRI 80 - 220-240V





IP	IK
65	09



3,2 Kg

LED INCL

Sorgente luminosa a LED inclusa. Alimentazione elettrica 220-240V ON/OFF integrata. Dotato di uno spezzone di cavo uscente in neoprene e un sistema di giunzione IP68 H<sub>2</sub>O Stop anti-condensa a 2 vie. L'apparecchio è installabile su qualsiasi pavimento per mezzo di tasselli. Piastra di ancoraggio per l'installazione su pavimentazione da gettare con plinto di cemento da ordinare separatamente.

LED light source included. Integrated 220-240V ON/OFF electrical power. Equipped with a length of neoprene cable and an IP68 2-way anti-condensation H<sub>2</sub>O stop seal system. The device may be installed on any flooring with anchors. Anchoring plate for installation on flooring laid over concrete sold separately.

110V version upon request.

Versione 110V a richiesta.

**2700K**

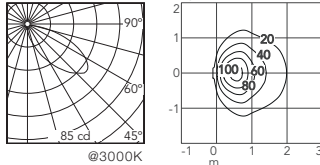

- F015H22A001
- F015H22A006
- F015H22A012
- F015H22A018
- F015H22A030
- F015H22A033

**3000K**

- F015H32A001
- F015H32A006
- F015H32A012
- F015H32A018
- F015H32A030
- F015H32A033

**4000K**

- F015H42A001
- F015H42A006
- F015H42A012
- F015H42A018
- F015H42A030
- F015H42A033





Mile Bollard 2 600 Mono

Mid - Power Led: 7,8W - 838 lm ≠ \*FIXT 603 lm - 2700K/CRI 80 - 220-240V / 7,8W - 872 lm ≠ \*FIXT 627 lm - 3000K/CRI 80 - 220-240V / 7,8W - 905 lm ≠ \*FIXT 651 lm - 4000K/CRI 80 - 220-240V





Sorgente luminosa a LED inclusa. Alimentazione elettrica 220-240V ON/OFF integrata. Dotato di uno spezzone di cavo uscente in neoprene e un sistema di giunzione IP68 H<sub>2</sub>O Stop anti-condensa a 2 vie. L'apparecchio è installabile su qualsiasi pavimento per mezzo di tasselli. Piastra di ancoraggio per l'installazione su pavimentazione da gettare con plinto di cemento da ordinare separatamente.

LED light source included. Integrated 220-240V ON/OFF electrical power. Equipped with a length of neoprene cable and an IP68 2-way anti-condensation H<sub>2</sub>O stop seal system. The device may be installed on any flooring with anchors. Anchoring plate for installation on flooring laid over concrete sold separately.

110V version upon request.

Versione 110V a richiesta.

2700K

Non Dimmable

- F015J21A001
- F015J21A006
- F015J21A012
- F015J21A018
- F015J21A030
- F015J21A033

1-10V

- F015J21B001
- F015J21B006
- F015J21B012
- F015J21B018
- F015J21B030
- F015J21B033

Dali

- F015J21D001
- F015J21D006
- F015J21D012
- F015J21D018
- F015J21D030
- F015J21D033

3000K

Non Dimmable

- F015J31A001
- F015J31A006
- F015J31A012
- F015J31A018
- F015J31A030
- F015J31A033

1-10V

- F015J31B001
- F015J31B006
- F015J31B012
- F015J31B018
- F015J31B030
- F015J31B033

Dali

- F015J31D001
- F015J31D006
- F015J31D012
- F015J31D018
- F015J31D030
- F015J31D033

4000K

Non Dimmable

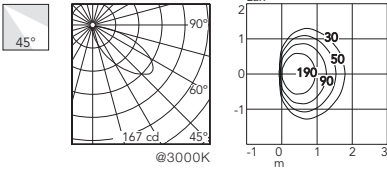
- F015J41A001
- F015J41A006
- F015J41A012
- F015J41A018
- F015J41A030
- F015J41A033

1-10V

- F015J41B001
- F015J41B006
- F015J41B012
- F015J41B018
- F015J41B030
- F015J41B033

Dali

- F015J41D001
- F015J41D006
- F015J41D012
- F015J41D018
- F015J41D030
- F015J41D033



Mile Bollard 2 600 Double

Mid - Power Led: 15,6W - 2x838 lm ≠ \*FIXT 2x603 lm - 2700K/CRI 80 - 220-240V / 15,6W - 2x872 lm ≠ \*FIXT 2x627 lm - 3000K/CRI 80 - 220-240V / 15,6W - 2x905 lm ≠ \*FIXT 2x651 lm - 4000K/CRI 80 - 220-240V





Sorgente luminosa a LED inclusa. Alimentazione elettrica 220-240V ON/OFF integrata. Dotato di uno spezzone di cavo uscente in neoprene e un sistema di giunzione IP68 H<sub>2</sub>O Stop anti-condensa a 2 vie. L'apparecchio è installabile su qualsiasi pavimento per mezzo di tasselli. Piastra di ancoraggio per l'installazione su pavimentazione da gettare con plinto di cemento da ordinare separatamente.

LED light source included. Integrated 220-240V ON/OFF electrical power. Equipped with a length of neoprene cable and an IP68 2-way anti-condensation H<sub>2</sub>O stop seal system. The device may be installed on any flooring with anchors. Anchoring plate for installation on flooring laid over concrete sold separately.

110V version upon request.

Versione 110V a richiesta.

2700K

Non Dimmable

- F015J22A001
- F015J22A006
- F015J22A012
- F015J22A018
- F015J22A030
- F015J22A033

1-10V

- F015J22B001
- F015J22B006
- F015J22B012
- F015J22B018
- F015J22B030
- F015J22B033

Dali

- F015J22D001
- F015J22D006
- F015J22D012
- F015J22D018
- F015J22D030
- F015J22D033

3000K

Non Dimmable

- F015J32A001
- F015J32A006
- F015J32A012
- F015J32A018
- F015J32A030
- F015J32A033

1-10V

- F015J32B001
- F015J32B006
- F015J32B012
- F015J32B018
- F015J32B030
- F015J32B033

Dali

- F015J32D001
- F015J32D006
- F015J32D012
- F015J32D018
- F015J32D030
- F015J32D033

4000K

Non Dimmable

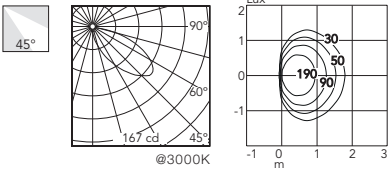
- F015J42A001
- F015J42A006
- F015J42A012
- F015J42A018
- F015J42A030
- F015J42A033

1-10V

- F015J42B001
- F015J42B006
- F015J42B012
- F015J42B018
- F015J42B030
- F015J42B033

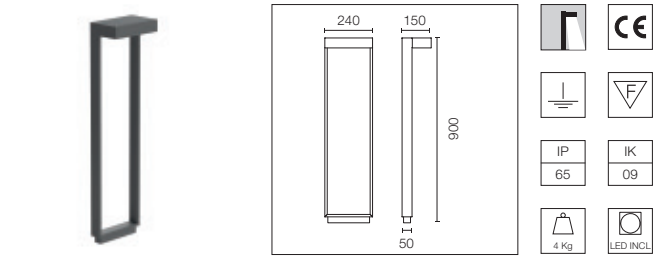
Dali

- F015J42D001
- F015J42D006
- F015J42D012
- F015J42D018
- F015J42D030
- F015J42D033



Mile Bollard 2 900 Mono

**Mid - Power Led:** 7,8W - 838 lm ≠ \*FIXT 603 lm - 2700K/CRI 80 - 220-240V / 7,8W - 872 lm ≠ \*FIXT 627 lm - 3000K/CRI 80 - 220-240V / 7,8W - 905 lm ≠ \*FIXT 651 lm - 4000K/CRI 80 - 220-240V



Sorgente luminosa a LED inclusa. Alimentazione elettrica 220-240V ON/OFF e dimmerabile 1-10V e DALI integrata. Dotato di uno spezzone di cavo uscente in neoprene e un sistema di giunzione IP68 H<sub>2</sub>O Stop anti-condensa a 2 vie. L'apparecchio è installabile su qualsiasi pavimento per mezzo di tasselli. Piastra di ancoraggio per l'installazione su pavimentazione da gettare con plinto di cemento da ordinare separatamente.

LED light source included. Integrated 220-240V ON/OFF and 1-10V or DALI dimmable electrical power. Equipped with a length of neoprene cable and an IP68 2-way anti-condensation H<sub>2</sub>O stop seal system. The device may be installed on any flooring with anchors. Anchoring plate for installation on flooring laid over concrete sold separately.

110V version upon request.

Versione 110V a richiesta.

2700K

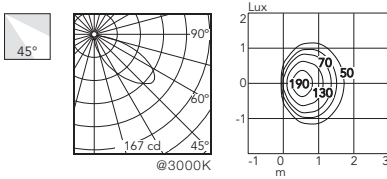
- Non Dimmable
- F015K21A001
  - F015K21A006
  - F015K21A012
  - F015K21A018
  - F015K21A030
  - F015K21A033
- 1-10V
- F015K21B001
  - F015K21B006
  - F015K21B012
  - F015K21B018
  - F015K21B030
  - F015K21B033
- Dali
- F015K21D001
  - F015K21D006
  - F015K21D012
  - F015K21D018
  - F015K21D030
  - F015K21D033

3000K

- Non Dimmable
- F015K31A001
  - F015K31A006
  - F015K31A012
  - F015K31A018
  - F015K31A030
  - F015K31A033
- 1-10V
- F015K31B001
  - F015K31B006
  - F015K31B012
  - F015K31B018
  - F015K31B030
  - F015K31B033
- Dali
- F015K31D001
  - F015K31D006
  - F015K31D012
  - F015K31D018
  - F015K31D030
  - F015K31D033

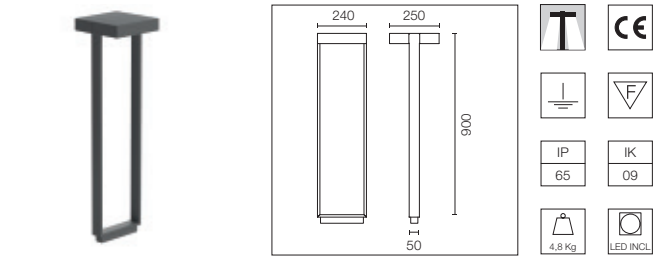
4000K

- Non Dimmable
- F015K41A001
  - F015K41A006
  - F015K41A012
  - F015K41A018
  - F015K41A030
  - F015K41A033
- 1-10V
- F015K41B001
  - F015K41B006
  - F015K41B012
  - F015K41B018
  - F015K41B030
  - F015K41B033
- Dali
- F015K41D001
  - F015K41D006
  - F015K41D012
  - F015K41D018
  - F015K41D030
  - F015K41D033



Mile Bollard 2 900 Double

**Mid - Power Led:** 15,6W - 2x838 lm ≠ \*FIXT 2x603 lm - 2700K/CRI 80 - 220-240V / 15,6W - 2x872 lm ≠ \*FIXT 2x627 lm - 3000K/CRI 80 - 220-240V / 15,6W - 2x905 lm ≠ \*FIXT 2x651 lm - 4000K/CRI 80 - 220-240V



Sorgente luminosa a LED inclusa. Alimentazione elettrica 220-240V ON/OFF E DIMMERABILE 1-10V E DALI integrata. Dotato di uno spezzone di cavo uscente in neoprene e un sistema di giunzione IP68 H<sub>2</sub>O Stop anti-condensa a 2 vie. L'apparecchio è installabile su qualsiasi pavimento per mezzo di tasselli. Piastra di ancoraggio per l'installazione su pavimentazione da gettare con plinto di cemento da ordinare separatamente.

LED light source included. Integrated 220-240V ON/OFF electrical power. Equipped with a length of neoprene cable and an IP68 2-way anti-condensation H<sub>2</sub>O stop seal system. The device may be installed on any flooring with anchors. Anchoring plate for installation on flooring laid over concrete sold separately.

110V version upon request.

Versione 110V a richiesta.

2700K

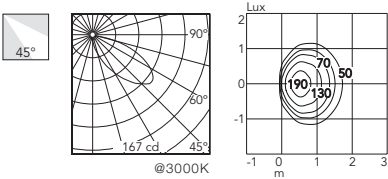
- Non Dimmable
- F015K22A001
  - F015K22A006
  - F015K22A012
  - F015K22A018
  - F015K22A030
  - F015K22A033
- 1-10V
- F015K22B001
  - F015K22B006
  - F015K22B012
  - F015K22B018
  - F015K22B030
  - F015K22B033
- Dali
- F015K22D001
  - F015K22D006
  - F015K22D012
  - F015K22D018
  - F015K22D030
  - F015K22D033

3000K

- Non Dimmable
- F015K32A001
  - F015K32A006
  - F015K32A012
  - F015K32A018
  - F015K32A030
  - F015K32A033
- 1-10V
- F015K32B001
  - F015K32B006
  - F015K32B012
  - F015K32B018
  - F015K32B030
  - F015K32B033
- Dali
- F015K32D001
  - F015K32D006
  - F015K32D012
  - F015K32D018
  - F015K32D030
  - F015K32D033

4000K

- Non Dimmable
- F015K42A001
  - F015K42A006
  - F015K42A012
  - F015K42A018
  - F015K42A030
  - F015K42A033
- 1-10V
- F015K42B001
  - F015K42B006
  - F015K42B012
  - F015K42B018
  - F015K42B030
  - F015K42B033
- Dali
- F015K42D001
  - F015K42D006
  - F015K42D012
  - F015K42D018
  - F015K42D030
  - F015K42D033



Accessori / Accessories

Dispositivo di protezione per il sovraccarico. 275 Vac. Corrente massima di scarica 10KA (8/29us). Massima corrente operativa 5A. Adatto per la connessione in serie. IP66.	Surge protection device. 275Vac. Maximum discharge current 10KA (8/20us). Maximum operating current 5A. Suitable for series connection. IP66.	Mile Bollard F990E00A000	 
Piastra tirafondi.	Base plate with bolt.	Mile Bollard 1 F015Z000000	
Piastra tirafondi.	Base plate with bolt.	Mile Bollard 2 F015Z010000	



Mile Path 1

Mid - Power Led: 3,7W - 427 lm ≠ FIXT 143 lm - 2700K/CRI>80 - 220-240V / 3,7W - 445 lm ≠ FIXT 147 lm - 3000K/CRI>80 - 220-240V / 3,7W - 462 lm ≠ FIXT 151 lm - 4000/CRI>80 - 220-240V







Sorgente luminosa a LED inclusa. Alimentazione elettrica 220-240V ON/OFF integrata. Dotato di doppio passacavo per collegamento entra-esce. Staffa di fissaggio inclusa.

LED light source included. Integrated 220–240 V ON/OFF electrical power. Equipped with double cable gland for inlet and outlet connection. Fixing bracket included.

Versione 110V a richiesta.

110V version upon request

2700K

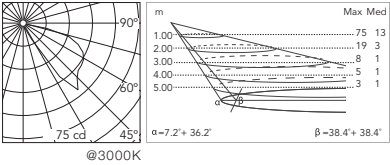
- F015L20A000
- F015L20A001
- F015L20A006
- F015L20A012
- F015L20A018
- F015L20A030
- F015L20A033

3000K

- F015L30A000
- F015L30A001
- F015L30A006
- F015L30A012
- F015L30A018
- F015L30A030
- F015L30A033

4000K

- F015L40A000
- F015L40A001
- F015L40A006
- F015L40A012
- F015L40A018
- F015L40A030
- F015L40A033



Mile Path 2

Mid - Power Led: 7,6W - 838 lm≠ FIXT 292 lm - 2700K/CRI>80 - 220-240V / 7,6W - 872 lm ≠ FIXT 296 lm - 3000K/CRI>80 - 220-240V / 7,6W - 905 lm ≠ FIXT 300 lm - 4000/CRI>80 - 220-240V







Sorgente luminosa a LED inclusa. Alimentazione elettrica 220-240V ON/OFF integrata e dimmarabile 1-10V o DALI integrata. Dotata di passacavo per collegamento di sicurezza a tenuta IP. Staffa di fissaggio inclusa.

LED light source included. Integrated 220-240V ON/OFF and 1-10V/DALI dimmable electrical power. Equipped with a cable gland for safety connection with IP tightness. Fixing bracket included.

Versione 110V a richiesta.

110V version upon request

2700K

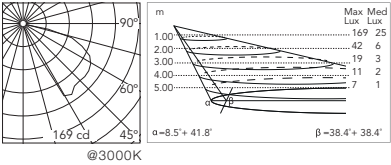
- Non Dimmable
- F015M20A000
  - F015M20A001
  - F015M20A006
  - F015M20A012
  - F015M20A018
  - F015M20A030
  - F015M20A033
- 1-10V
- F015M20B000
  - F015M20B001
  - F015M20B006
  - F015M20B012
  - F015M20B018
  - F015M20B030
  - F015M20B033
- Dali
- F015M20D000
  - F015M20D001
  - F015M20D006
  - F015M20D012
  - F015M20D018
  - F015M20D030
  - F015M20D033

3000K

- Non Dimmable
- F015M30A000
  - F015M30A001
  - F015M30A006
  - F015M30A012
  - F015M30A018
  - F015M30A030
  - F015M30A033
- 1-10V
- F015M30B000
  - F015M30B001
  - F015M30B006
  - F015M30B012
  - F015M30B018
  - F015M30B030
  - F015M30B033
- Dali
- F015M30D000
  - F015M30D001
  - F015M30D006
  - F015M30D012
  - F015M30D018
  - F015M30D030
  - F015M30D033

4000K

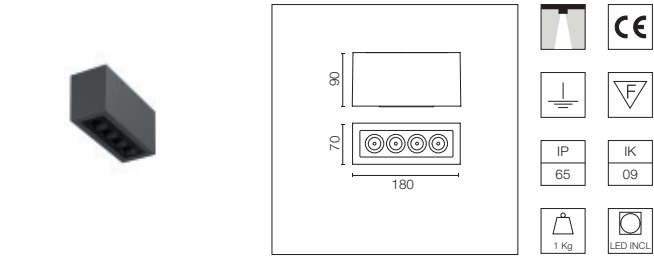
- Non Dimmable
- F015M40A000
  - F015M40A001
  - F015M40A006
  - F015M40A012
  - F015M40A018
  - F015M40A030
  - F015M40A033
- 1-10V
- F015M40B000
  - F015M40B001
  - F015M40B006
  - F015M40B012
  - F015M40B018
  - F015M40B030
  - F015M40B033
- Dali
- F015M40D000
  - F015M40D001
  - F015M40D006
  - F015M40D012
  - F015M40D018
  - F015M40D030
  - F015M40D033



\* Dati tecnici e fotometrie preliminari. / Preliminary technical specs and photometries.

\* Dati tecnici e fotometrie preliminari. / Preliminary technical specs and photometries.

**Mid - Power Led:** 5,5W - 542 lm ≠ FIXT 329 lm - 2700K/CRI>80 - 220-240V / 5,5W - 576 lm ≠ FIXT 350 lm - 3000K/CRI>80 - 220-240V / 5,5W - 610 lm ≠ FIXT 371 lm - 4000K/CRI>80 - 220-240V



Sorgente luminosa a LED inclusa. Alimentazione elettrica 220-240V ON/OFF integrata e dimmabile 1-10V o DALI integrata. Dotata di passacavo per collegamento di sicurezza a tenuta IP. Staffa di fissaggio inclusa.

LED light source included. Integrated 220-240V ON/OFF and 1-10V/DALI dimmable electrical power. Equipped with a cable gland for safety connection with IP tightness. Fixing bracket included.

Versione 110V a richiesta.

110V version upon request.

Optic Spot  
2700K

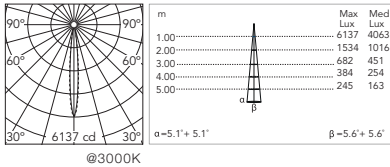
- Non Dimmable
- F030A21A000
  - F030A21A001
  - F030A21A006
  - F030A21A312
  - F030A21A318
  - F030A21A330
  - F030A21A333
- 1-10V
- F030A21B000
  - F030A21B001
  - F030A21B006
  - F030A21B012
  - F030A21B018
  - F030A21B030
  - F030A21B033
- Dali
- F030A21D000
  - F030A21D001
  - F030A21D006
  - F030A21D012
  - F030A21D318
  - F030A21D330
  - F030A21D333

3000K

- Non Dimmable
- F030A31A000
  - F030A31A001
  - F030A31A006
  - F030A31A312
  - F030A31A318
  - F030A31A330
  - F030A31A333
- 1-10V
- F030A31B000
  - F030A31B001
  - F030A31B006
  - F030A31B012
  - F030A31B018
  - F030A31B030
  - F030A31B033
- Dali
- F030A31D000
  - F030A31D001
  - F030A31D006
  - F030A31D012
  - F030A31D318
  - F030A31D330
  - F030A31D333

4000K

- Non Dimmable
- F030A41A000
  - F030A41A001
  - F030A41A006
  - F030A41A312
  - F030A41A318
  - F030A41A330
  - F030A41A333
- 1-10V
- F030A41B000
  - F030A41B001
  - F030A41B006
  - F030A41B012
  - F030A41B018
  - F030A41B030
  - F030A41B033
- Dali
- F030A41D000
  - F030A41D001
  - F030A41D006
  - F030A41D012
  - F030A41D318
  - F030A41D330
  - F030A41D333



Optic Medium  
2700K

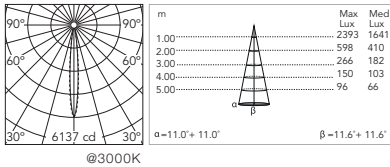
- Non Dimmable
- F030A22A000
  - F030A22A001
  - F030A22A006
  - F030A22A312
  - F030A22A318
  - F030A22A330
  - F030A22A333
- 1-10V
- F030A22B000
  - F030A22B001
  - F030A22B006
  - F030A22B012
  - F030A22B018
  - F030A22B030
  - F030A22B033
- Dali
- F030A22D000
  - F030A22D001
  - F030A22D006
  - F030A22D012
  - F030A22D318
  - F030A22D330
  - F030A22D333

3000K

- Non Dimmable
- F030A32A000
  - F030A32A001
  - F030A32A006
  - F030A32A312
  - F030A32A318
  - F030A32A330
  - F030A32A333
- 1-10V
- F030A32B000
  - F030A32B001
  - F030A32B006
  - F030A32B012
  - F030A32B018
  - F030A32B030
  - F030A32B033
- Dali
- F030A32D000
  - F030A32D001
  - F030A32D006
  - F030A32D012
  - F030A32D318
  - F030A32D330
  - F030A32D333

4000K

- Non Dimmable
- F030A42A000
  - F030A42A001
  - F030A42A006
  - F030A42A312
  - F030A42A318
  - F030A42A330
  - F030A42A333
- 1-10V
- F030A42B000
  - F030A42B001
  - F030A42B006
  - F030A42B012
  - F030A42B018
  - F030A42B030
  - F030A42B033
- Dali
- F030A42D000
  - F030A42D001
  - F030A42D006
  - F030A42D012
  - F030A42D318
  - F030A42D330
  - F030A42D333



Optic Flood  
2700K

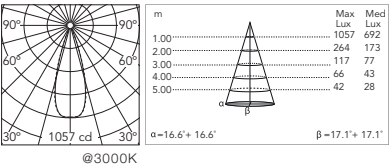
- Non Dimmable
- F030A23A000
  - F030A23A001
  - F030A23A006
  - F030A23A312
  - F030A23A318
  - F030A23A330
  - F030A23A333
- 1-10V
- F030A23B000
  - F030A23B001
  - F030A23B006
  - F030A23B012
  - F030A23B018
  - F030A23B030
  - F030A23B033
- Dali
- F030A23D000
  - F030A23D001
  - F030A23D006
  - F030A23D012
  - F030A23D318
  - F030A23D330
  - F030A23D333

3000K

- Non Dimmable
- F030A33A000
  - F030A33A001
  - F030A33A006
  - F030A33A312
  - F030A33A318
  - F030A33A330
  - F030A33A333
- 1-10V
- F030A33B000
  - F030A33B001
  - F030A33B006
  - F030A33B012
  - F030A33B018
  - F030A33B030
  - F030A33B033
- Dali
- F030A33D000
  - F030A33D001
  - F030A33D006
  - F030A33D012
  - F030A33D318
  - F030A33D330
  - F030A33D333

4000K

- Non Dimmable
- F030A43A000
  - F030A43A001
  - F030A43A006
  - F030A43A312
  - F030A43A318
  - F030A43A330
  - F030A43A333
- 1-10V
- F030A43B000
  - F030A43B001
  - F030A43B006
  - F030A43B012
  - F030A43B018
  - F030A43B030
  - F030A43B033
- Dali
- F030A43D000
  - F030A43D001
  - F030A43D006
  - F030A43D012
  - F030A43D318
  - F030A43D330
  - F030A43D333



Optic Wide Flood  
2700K

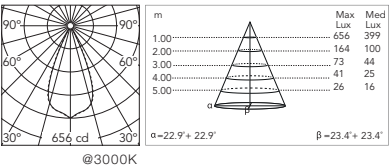
- Non Dimmable
- F030A24A000
  - F030A24A001
  - F030A24A006
  - F030A24A312
  - F030A24A318
  - F030A24A330
  - F030A24A333
- 1-10V
- F030A24B000
  - F030A24B001
  - F030A24B006
  - F030A24B012
  - F030A24B018
  - F030A24B030
  - F030A24B033
- Dali
- F030A24D000
  - F030A24D001
  - F030A24D006
  - F030A24D012
  - F030A24D318
  - F030A24D330
  - F030A24D333

3000K

- Non Dimmable
- F030A34A000
  - F030A34A001
  - F030A34A006
  - F030A34A312
  - F030A34A318
  - F030A34A330
  - F030A34A333
- 1-10V
- F030A34B000
  - F030A34B001
  - F030A34B006
  - F030A34B012
  - F030A34B018
  - F030A34B030
  - F030A34B033
- Dali
- F030A34D000
  - F030A34D001
  - F030A34D006
  - F030A34D012
  - F030A34D318
  - F030A34D330
  - F030A34D333

4000K

- Non Dimmable
- F030A44A000
  - F030A44A001
  - F030A44A006
  - F030A44A312
  - F030A44A318
  - F030A44A330
  - F030A44A333
- 1-10V
- F030A44B000
  - F030A44B001
  - F030A44B006
  - F030A44B012
  - F030A44B018
  - F030A44B030
  - F030A44B033
- Dali
- F030A44D000
  - F030A44D001
  - F030A44D006
  - F030A44D012
  - F030A44D318
  - F030A44D330
  - F030A44D333



\* Dati tecnici e fotometrie preliminari. / Preliminary technical specs and photometries.

\* Dati tecnici e fotometrie preliminari. / Preliminary technical specs and photometries.



**Mid - Power Led:** Power Led: 11W - 1222 lm ≠ FIXT 752 lm - 2700K/CRI>80 - 220-240V / 11W - 1300 lm ≠ FIXT 800 lm - 3000K/CRI>80 - 220-240V / 11W - 1378 lm ≠ FIXT 848 lm - 4000K/CRI>80 - 220-240V







Sorgente luminosa a LED inclusa. Alimentazione elettrica 220-240V ON/OFF integrata e dimmabile 1-10V o DALI integrata. Dotato di doppio passacavo per collegamento entra-esce. Staffa di fissaggio inclusa.

LED light source included. Integrated 220-240V ON/OFF and 1-10V/DALI dimmable electrical power. Equipped with double cable gland for inlet and outlet connection. Fixing bracket included.

Versione 110V a richiesta.

110V version upon request.

Optic Spot  
2700K

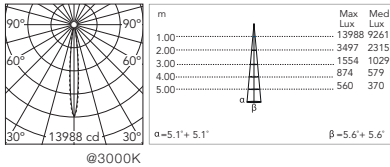
- Non Dimmable
- F030C21A000
  - F030C21A001
  - F030C21A006
  - F030C21A312
  - F030C21A318
  - F030C21A330
  - F030C21A333
- 1-10V
- F030C21B000
  - F030C21B001
  - F030C21B006
  - F030C21B012
  - F030C21B018
  - F030C21B030
  - F030C21B033
- Dali
- F030C21D000
  - F030C21D001
  - F030C21D006
  - F030C21D012
  - F030C21D318
  - F030C21D330
  - F030C21D333

3000K

- Non Dimmable
- F030C31A000
  - F030C31A001
  - F030C31A006
  - F030C31A312
  - F030C31A318
  - F030C31A330
  - F030C31A333
- 1-10V
- F030C31B000
  - F030C31B001
  - F030C31B006
  - F030C31B012
  - F030C31B018
  - F030C31B030
  - F030C31B033
- Dali
- F030C31D000
  - F030C31D001
  - F030C31D006
  - F030C31D012
  - F030C31D318
  - F030C31D330
  - F030C31D333

4000K

- Non Dimmable
- F030C41A000
  - F030C41A001
  - F030C41A006
  - F030C41A312
  - F030C41A318
  - F030C41A330
  - F030C41A333
- 1-10V
- F030C41B000
  - F030C41B001
  - F030C41B006
  - F030C41B012
  - F030C41B018
  - F030C41B030
  - F030C41B033
- Dali
- F030C41D000
  - F030C41D001
  - F030C41D006
  - F030C41D012
  - F030C41D318
  - F030C41D330
  - F030C41D333



Optic Medium  
2700K

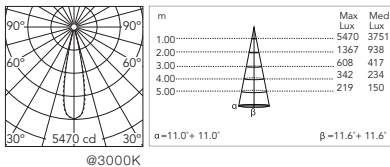
- Non Dimmable
- F030C22A000
  - F030C22A001
  - F030C22A006
  - F030C22A312
  - F030C22A318
  - F030C22A330
  - F030C22A333
- 1-10V
- F030C22B000
  - F030C22B001
  - F030C22B006
  - F030C22B012
  - F030C22B018
  - F030C22B030
  - F030C22B033
- Dali
- F030C22D000
  - F030C22D001
  - F030C22D006
  - F030C22D012
  - F030C22D318
  - F030C22D330
  - F030C22D333

3000K

- Non Dimmable
- F030C32A000
  - F030C32A001
  - F030C32A006
  - F030C32A312
  - F030C32A318
  - F030C32A330
  - F030C32A333
- 1-10V
- F030C32B000
  - F030C32B001
  - F030C32B006
  - F030C32B012
  - F030C32B018
  - F030C32B030
  - F030C32B033
- Dali
- F030C32D000
  - F030C32D001
  - F030C32D006
  - F030C32D012
  - F030C32D318
  - F030C32D330
  - F030C32D333

4000K

- Non Dimmable
- F030C42A000
  - F030C42A001
  - F030C42A006
  - F030C42A312
  - F030C42A318
  - F030C42A330
  - F030C42A333
- 1-10V
- F030C42B000
  - F030C42B001
  - F030C42B006
  - F030C42B012
  - F030C42B018
  - F030C42B030
  - F030C42B033
- Dali
- F030C42D000
  - F030C42D001
  - F030C42D006
  - F030C42D012
  - F030C42D318
  - F030C42D330
  - F030C42D333



Optic Flood  
2700K

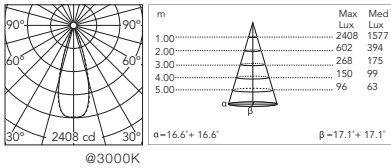
- Non Dimmable
- F030C23A000
  - F030C23A001
  - F030C23A006
  - F030C23A312
  - F030C23A318
  - F030C23A330
  - F030C23A333
- 1-10V
- F030C23B000
  - F030C23B001
  - F030C23B006
  - F030C23B012
  - F030C23B018
  - F030C23B030
  - F030C23B033
- Dali
- F030C23D000
  - F030C23D001
  - F030C23D006
  - F030C23D012
  - F030C23D318
  - F030C23D330
  - F030C23D333

3000K

- Non Dimmable
- F030C33A000
  - F030C33A001
  - F030C33A006
  - F030C33A312
  - F030C33A318
  - F030C33A330
  - F030C33A333
- 1-10V
- F030C33B000
  - F030C33B001
  - F030C33B006
  - F030C33B012
  - F030C33B018
  - F030C33B030
  - F030C33B033
- Dali
- F030C33D000
  - F030C33D001
  - F030C33D006
  - F030C33D012
  - F030C33D318
  - F030C33D330
  - F030C33D333

4000K

- Non Dimmable
- F030C43A000
  - F030C43A001
  - F030C43A006
  - F030C43A312
  - F030C43A318
  - F030C43A330
  - F030C43A333
- 1-10V
- F030C43B000
  - F030C43B001
  - F030C43B006
  - F030C43B012
  - F030C43B018
  - F030C43B030
  - F030C43B033
- Dali
- F030C43D000
  - F030C43D001
  - F030C43D006
  - F030C43D012
  - F030C43D318
  - F030C43D330
  - F030C43D333



Optic Wide Flood  
2700K

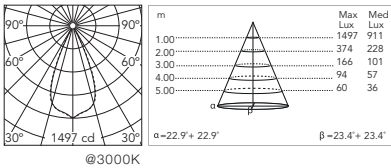
- Non Dimmable
- F030C24A000
  - F030C24A001
  - F030C24A006
  - F030C24A312
  - F030C24A318
  - F030C24A330
  - F030C24A333
- 1-10V
- F030C24B000
  - F030C24B001
  - F030C24B006
  - F030C24B012
  - F030C24B018
  - F030C24B030
  - F030C24B033
- Dali
- F030C24D000
  - F030C24D001
  - F030C24D006
  - F030C24D012
  - F030C24D318
  - F030C24D330
  - F030C24D333

3000K

- Non Dimmable
- F030C34A000
  - F030C34A001
  - F030C34A006
  - F030C34A312
  - F030C34A318
  - F030C34A330
  - F030C34A333
- 1-10V
- F030C34B000
  - F030C34B001
  - F030C34B006
  - F030C34B012
  - F030C34B018
  - F030C34B030
  - F030C34B033
- Dali
- F030C34D000
  - F030C34D001
  - F030C34D006
  - F030C34D012
  - F030C34D318
  - F030C34D330
  - F030C34D333

4000K

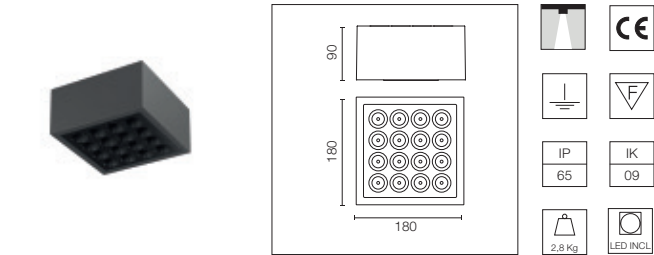
- Non Dimmable
- F030C44A000
  - F030C44A001
  - F030C44A006
  - F030C44A312
  - F030C44A318
  - F030C44A330
  - F030C44A333
- 1-10V
- F030C44B000
  - F030C44B001
  - F030C44B006
  - F030C44B012
  - F030C44B018
  - F030C44B030
  - F030C44B033
- Dali
- F030C44D000
  - F030C44D001
  - F030C44D006
  - F030C44D012
  - F030C44D318
  - F030C44D330
  - F030C44D333



\* Dati tecnici e fotometrie preliminari. / Preliminary technical specs and photometries.

\* Dati tecnici e fotometrie preliminari. / Preliminary technical specs and photometries.

**Mid - Power Led:** Power Led: 28W - 3008 lm ≠ FIXT 1786 lm - 2700K/CRI>80 - 220-240V / 28W - 3200 lm ≠ FIXT 1900 lm - 3000K/CRI>80 - 220-240V / 28W - 3392 lm ≠ FIXT 2014 lm - 4000K/CRI>80 - 220-240V



Sorgente luminosa a LED inclusa. Alimentazione elettrica 220-240V ON/OFF integrata e dimmabile 1-10V o DALI integrata. Dotato di doppio passacavo per collegamento entra-esce. Staffa di fissaggio inclusa.

LED light source included. Integrated 220-240V ON/OFF and 1-10V/DALI dimmable electrical power. Equipped with double cable gland for inlet and outlet connection. Fixing bracket included.

110V version upon request.

Versione 110V a richiesta.

Optic Spot 2700K

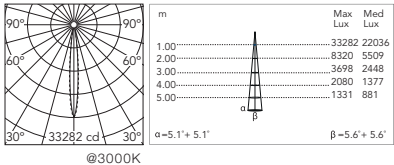
- Non Dimmable
- F030E21A000
  - F030E21A001
  - F030E21A006
  - F030E21A312
  - F030E21A318
  - F030E21A330
  - F030E21A333
- 1-10V
- F030E21B000
  - F030E21B001
  - F030E21B006
  - F030E21B012
  - F030E21B018
  - F030E21B030
  - F030E21B033
- Dali
- F030E21D000
  - F030E21D001
  - F030E21D006
  - F030E21D012
  - F030E21D318
  - F030E21D330
  - F030E21D333

3000K

- Non Dimmable
- F030E31A000
  - F030E31A001
  - F030E31A006
  - F030E31A312
  - F030E31A318
  - F030E31A330
  - F030E31A333
- 1-10V
- F030E31B000
  - F030E31B001
  - F030E31B006
  - F030E31B012
  - F030E31B018
  - F030E31B030
  - F030E31B033
- Dali
- F030E31D000
  - F030E31D001
  - F030E31D006
  - F030E31D012
  - F030E31D318
  - F030E31D330
  - F030E31D333

4000K

- Non Dimmable
- F030E41A000
  - F030E41A001
  - F030E41A006
  - F030E41A312
  - F030E41A318
  - F030E41A330
  - F030E41A333
- 1-10V
- F030E41B000
  - F030E41B001
  - F030E41B006
  - F030E41B012
  - F030E41B018
  - F030E41B030
  - F030E41B033
- Dali
- F030E41D000
  - F030E41D001
  - F030E41D006
  - F030E41D012
  - F030E41D318
  - F030E41D330
  - F030E41D333



Optic Medium 2700K

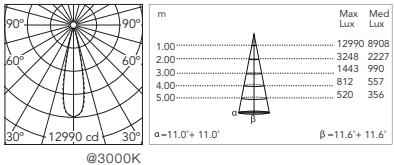
- Non Dimmable
- F030E22A000
  - F030E22A001
  - F030E22A006
  - F030E22A312
  - F030E22A318
  - F030E22A330
  - F030E22A333
- 1-10V
- F030E22B000
  - F030E22B001
  - F030E22B006
  - F030E22B012
  - F030E22B018
  - F030E22B030
  - F030E22B033
- Dali
- F030E22D000
  - F030E22D001
  - F030E22D006
  - F030E22D012
  - F030E22D318
  - F030E22D330
  - F030E22D333

3000K

- Non Dimmable
- F030E32A000
  - F030E32A001
  - F030E32A006
  - F030E32A312
  - F030E32A318
  - F030E32A330
  - F030E32A333
- 1-10V
- F030E32B000
  - F030E32B001
  - F030E32B006
  - F030E32B012
  - F030E32B018
  - F030E32B030
  - F030E32B033
- Dali
- F030E32D000
  - F030E32D001
  - F030E32D006
  - F030E32D012
  - F030E32D318
  - F030E32D330
  - F030E32D333

4000K

- Non Dimmable
- F030E42A000
  - F030E42A001
  - F030E42A006
  - F030E42A312
  - F030E42A318
  - F030E42A330
  - F030E42A333
- 1-10V
- F030E42B000
  - F030E42B001
  - F030E42B006
  - F030E42B012
  - F030E42B018
  - F030E42B030
  - F030E42B033
- Dali
- F030E42D000
  - F030E42D001
  - F030E42D006
  - F030E42D012
  - F030E42D318
  - F030E42D330
  - F030E42D333



Optic Flood 2700K

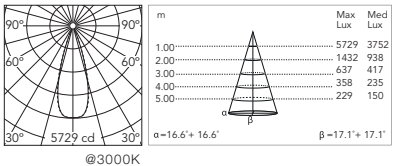
- Non Dimmable
- F030E23A000
  - F030E23A001
  - F030E23A006
  - F030E23A312
  - F030E23A318
  - F030E23A330
  - F030E23A333
- 1-10V
- F030E23B000
  - F030E23B001
  - F030E23B006
  - F030E23B012
  - F030E23B018
  - F030E23B030
  - F030E23B033
- Dali
- F030E23D000
  - F030E23D001
  - F030E23D006
  - F030E23D012
  - F030E23D318
  - F030E23D330
  - F030E23D333

3000K

- Non Dimmable
- F030E33A000
  - F030E33A001
  - F030E33A006
  - F030E33A312
  - F030E33A318
  - F030E33A330
  - F030E33A333
- 1-10V
- F030E33B000
  - F030E33B001
  - F030E33B006
  - F030E33B012
  - F030E33B018
  - F030E33B030
  - F030E33B033
- Dali
- F030E33D000
  - F030E33D001
  - F030E33D006
  - F030E33D012
  - F030E33D318
  - F030E33D330
  - F030E33D333

4000K

- Non Dimmable
- F030E43A000
  - F030E43A001
  - F030E43A006
  - F030E43A312
  - F030E43A318
  - F030E43A330
  - F030E43A333
- 1-10V
- F030E43B000
  - F030E43B001
  - F030E43B006
  - F030E43B012
  - F030E43B018
  - F030E43B030
  - F030E43B033
- Dali
- F030E43D000
  - F030E43D001
  - F030E43D006
  - F030E43D012
  - F030E43D318
  - F030E43D330
  - F030E43D333



Optic Wide Flood 2700K

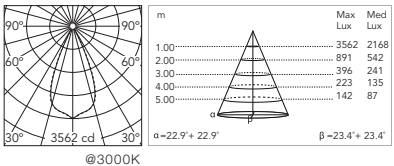
- Non Dimmable
- F030E24A000
  - F030E24A001
  - F030E24A006
  - F030E24A312
  - F030E24A318
  - F030E24A330
  - F030E24A333
- 1-10V
- F030E24B000
  - F030E24B001
  - F030E24B006
  - F030E24B012
  - F030E24B018
  - F030E24B030
  - F030E24B033
- Dali
- F030E24D000
  - F030E24D001
  - F030E24D006
  - F030E24D012
  - F030E24D318
  - F030E24D330
  - F030E24D333

3000K

- Non Dimmable
- F030E34A000
  - F030E34A001
  - F030E34A006
  - F030E34A312
  - F030E34A318
  - F030E34A330
  - F030E34A333
- 1-10V
- F030E34B000
  - F030E34B001
  - F030E34B006
  - F030E34B012
  - F030E34B018
  - F030E34B030
  - F030E34B033
- Dali
- F030E34D000
  - F030E34D001
  - F030E34D006
  - F030E34D012
  - F030E34D318
  - F030E34D330
  - F030E34D333

4000K

- Non Dimmable
- F030E44A000
  - F030E44A001
  - F030E44A006
  - F030E44A312
  - F030E44A318
  - F030E44A330
  - F030E44A333
- 1-10V
- F030E44B000
  - F030E44B001
  - F030E44B006
  - F030E44B012
  - F030E44B018
  - F030E44B030
  - F030E44B033
- Dali
- F030E44D000
  - F030E44D001
  - F030E44D006
  - F030E44D012
  - F030E44D318
  - F030E44D330
  - F030E44D333

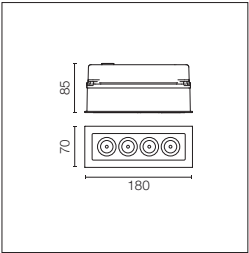


\* Dati tecnici e fotometrie preliminari. / Preliminary technical specs and photometries.

\* Dati tecnici e fotometrie preliminari. / Preliminary technical specs and photometries.



**Mid - Power Led:** Power Led: 5,5W - 542 lm ≠ FIXT 329 lm - 2700K/CRI>80 - 220-240V / 5,5W - 576 lm ≠ FIXT 350 lm - 3000K/CRI>80 - 220-240V / 5,5W - 610 lm ≠ FIXT 371 lm - 4000K/CRI>80 - 220-240V

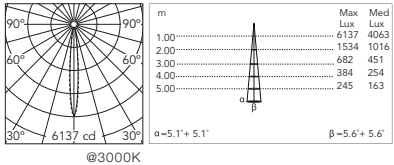


Sorgente luminosa a LED inclusa. Alimentazione elettrica 220-240V ON/OFF integrata e dimmabile 1-10V o DALI integrata. Dotata di passacavo per collegamento di sicurezza a tenuta IP. Staffe di fissaggio per controsoffitto incluse. Cassaforma per soffitti in muratura da ordinare separatamente.

LED light source included. Integrated 220-240V ON/OFF and 1-10V/DALI dimmable electrical power. Equipped with a cable gland for safety connection with IP tightness. Ceiling mounting brackets included. Box for brick roofing installation to be ordered separately.

110V version upon request.

Versione 110V a richiesta.



#### Optic Spot 2700K

Non Dimmable

- F030B21A000
- F030B21A001
- F030B21A006
- F030B21A312
- F030B21A318
- F030B21A330
- F030B21A333

1-10V

- F030B21B000
- F030B21B001
- F030B21B006
- F030B21B012
- F030B21B018
- F030B21B030
- F030B21B033

Dali

- F030B21D000
- F030B21D001
- F030B21D006
- F030B21D012
- F030B21D318
- F030B21D330
- F030B21D333

#### 3000K

Non Dimmable

- F030B01A000
- F030B01A001
- F030B01A006
- F030B01A312
- F030B01A318
- F030B01A330
- F030B01A333

1-10V

- F030B01B000
- F030B01B001
- F030B01B006
- F030B01B012
- F030B01B018
- F030B01B030
- F030B01B033

Dali

- F030B01D000
- F030B01D001
- F030B01D006
- F030B01D012
- F030B01D318
- F030B01D330
- F030B01D333

#### 4000K

Non Dimmable

- F030B41A000
- F030B41A001
- F030B41A006
- F030B41A312
- F030B41A318
- F030B41A330
- F030B41A333

1-10V

- F030B41B000
- F030B41B001
- F030B41B006
- F030B41B012
- F030B41B018
- F030B41B030
- F030B41B033

Dali

- F030B41D000
- F030B41D001
- F030B41D006
- F030B41D012
- F030B41D318
- F030B41D330
- F030B41D333

#### Optic Medium 2700K

Non Dimmable

- F030B22A000
- F030B22A001
- F030B22A006
- F030B22A312
- F030B22A318
- F030B22A330
- F030B22A333

1-10V

- F030B22B000
- F030B22B001
- F030B22B006
- F030B22B012
- F030B22B018
- F030B22B030
- F030B22B033

Dali

- F030B22D000
- F030B22D001
- F030B22D006
- F030B22D012
- F030B22D318
- F030B22D330
- F030B22D333

#### 3000K

Non Dimmable

- F030B02A000
- F030B02A001
- F030B02A006
- F030B02A312
- F030B02A318
- F030B02A330
- F030B02A333

1-10V

- F030B02B000
- F030B02B001
- F030B02B006
- F030B02B012
- F030B02B018
- F030B02B030
- F030B02B033

Dali

- F030B02D000
- F030B02D001
- F030B02D006
- F030B02D012
- F030B02D318
- F030B02D330
- F030B02D333

#### 4000K

Non Dimmable

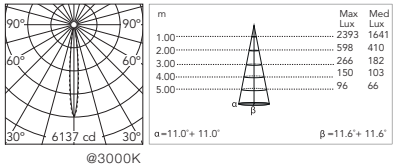
- F030B42A000
- F030B42A001
- F030B42A006
- F030B42A312
- F030B42A318
- F030B42A330
- F030B42A333

1-10V

- F030B42B000
- F030B42B001
- F030B42B006
- F030B42B012
- F030B42B018
- F030B42B030
- F030B42B033

Dali

- F030B42D000
- F030B42D001
- F030B42D006
- F030B42D012
- F030B42D318
- F030B42D330
- F030B42D333



#### Optic Flood 2700K

Non Dimmable

- F030B23A000
- F030B23A001
- F030B23A006
- F030B23A312
- F030B23A318
- F030B23A330
- F030B23A333

1-10V

- F030B23B000
- F030B23B001
- F030B23B006
- F030B23B012
- F030B23B018
- F030B23B030
- F030B23B033

Dali

- F030B23D000
- F030B23D001
- F030B23D006
- F030B23D012
- F030B23D318
- F030B23D330
- F030B23D333

#### 3000K

Non Dimmable

- F030B03A000
- F030B03A001
- F030B03A006
- F030B03A312
- F030B03A318
- F030B03A330
- F030B03A333

1-10V

- F030B03B000
- F030B03B001
- F030B03B006
- F030B03B012
- F030B03B018
- F030B03B030
- F030B03B033

Dali

- F030B03D000
- F030B03D001
- F030B03D006
- F030B03D012
- F030B03D318
- F030B03D330
- F030B03D333

#### 4000K

Non Dimmable

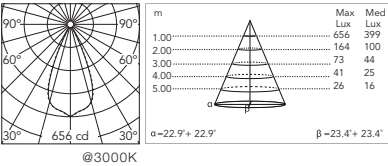
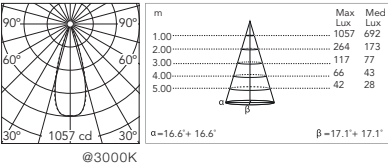
- F030B43A000
- F030B43A001
- F030B43A006
- F030B43A312
- F030B43A318
- F030B43A330
- F030B43A333

1-10V

- F030B43B000
- F030B43B001
- F030B43B006
- F030B43B012
- F030B43B018
- F030B43B030
- F030B43B033

Dali

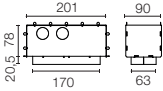
- F030B43D000
- F030B43D001
- F030B43D006
- F030B43D012
- F030B43D318
- F030B43D330
- F030B43D333



#### Accessori / Accessories

Cassaforma per l'installazione a soffitto. Box for ceiling installation.

Mile Recessed  
F030Z010000

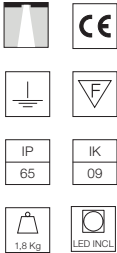
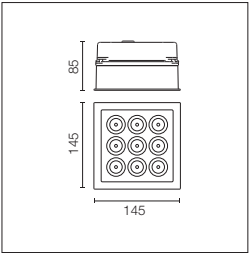


\* Dati tecnici e fotometrie preliminari. / Preliminary technical specs and photometries.

\* Dati tecnici e fotometrie preliminari. / Preliminary technical specs and photometries.

Mile Recessed 2

**Mid - Power Led:** Power Led: 11W - 1222 lm ≠ FIXT 752 lm - 2700K/CRI>80 - 220-240V / 11W - 1300 lm ≠ FIXT 800 lm - 3000K/CRI>80 - 220-240V / 11W - 1378 lm ≠ FIXT 848 lm - 4000K/CRI>80 - 220-240V



Sorgente luminosa a LED inclusa. Alimentazione elettrica 220-240V ON/OFF integrata e dimmabile 1-10V o DALI integrata. Dotato di doppio passacavo per collegamento entra-esce. Staffe di fissaggio per controsoffitto incluse. Cassaforma per soffitti in muratura da ordinare separatamente.

LED light source included. Integrated 220-240V ON/OFF and 1-10V/DALI dimmable electrical power. Equipped with double cable gland for inlet and outlet connection. Ceiling fixing brackets included. Box for brick roofing installation to be ordered separately.

110V version upon request.

Versione 110V a richiesta.

Optic Spot 2700K

- Non Dimmable
- F030D21A000
  - F030D21A001
  - F030D21A006
  - F030D21A312
  - F030D21A318
  - F030D21A330
  - F030D21A333
- 1-10V
- F030D21B000
  - F030D21B001
  - F030D21B006
  - F030D21B012
  - F030D21B018
  - F030D21B030
  - F030D21B033

Optic Medium 2700K

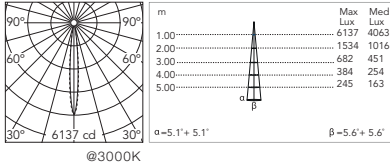
- Non Dimmable
- F030D22A000
  - F030D22A001
  - F030D22A006
  - F030D22A312
  - F030D22A318
  - F030D22A330
  - F030D22A333
- 1-10V
- F030D22B000
  - F030D22B001
  - F030D22B006
  - F030D22B012
  - F030D22B018
  - F030D22B030
  - F030D22B033

3000K

- Non Dimmable
- F030D31A000
  - F030D31A001
  - F030D31A006
  - F030D31A312
  - F030D31A318
  - F030D31A330
  - F030D31A333
- 1-10V
- F030D31B000
  - F030D31B001
  - F030D31B006
  - F030D31B012
  - F030D31B018
  - F030D31B030
  - F030D31B033

4000K

- Non Dimmable
- F030D41A000
  - F030D41A001
  - F030D41A006
  - F030D41A312
  - F030D41A318
  - F030D41A330
  - F030D41A333
- 1-10V
- F030D41B000
  - F030D41B001
  - F030D41B006
  - F030D41B012
  - F030D41B018
  - F030D41B030
  - F030D41B033

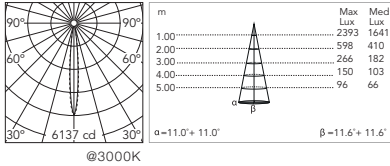


3000K

- Non Dimmable
- F030D32A000
  - F030D32A001
  - F030D32A006
  - F030D32A312
  - F030D32A318
  - F030D32A330
  - F030D32A333
- 1-10V
- F030D32B000
  - F030D32B001
  - F030D32B006
  - F030D32B012
  - F030D32B018
  - F030D32B030
  - F030D32B033

4000K

- Non Dimmable
- F030D42A000
  - F030D42A001
  - F030D42A006
  - F030D42A312
  - F030D42A318
  - F030D42A330
  - F030D42A333
- 1-10V
- F030D42B000
  - F030D42B001
  - F030D42B006
  - F030D42B012
  - F030D42B018
  - F030D42B030
  - F030D42B033



Optic Flood 2700K

- Non Dimmable
- F030D23A000
  - F030D23A001
  - F030D23A006
  - F030D23A312
  - F030D23A318
  - F030D23A330
  - F030D23A333
- 1-10V
- F030D23B000
  - F030D23B001
  - F030D23B006
  - F030D23B012
  - F030D23B018
  - F030D23B030
  - F030D23B033

Optic Wide Flood 2700K

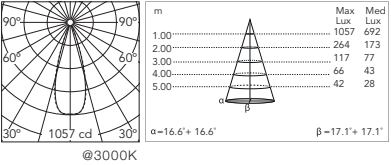
- Non Dimmable
- F030D24A000
  - F030D24A001
  - F030D24A006
  - F030D24A312
  - F030D24A318
  - F030D24A330
  - F030D24A333
- 1-10V
- F030D24B000
  - F030D24B001
  - F030D24B006
  - F030D24B012
  - F030D24B018
  - F030D24B030
  - F030D24B033

3000K

- Non Dimmable
- F030D33A000
  - F030D33A001
  - F030D33A006
  - F030D33A312
  - F030D33A318
  - F030D33A330
  - F030D33A333
- 1-10V
- F030D33B000
  - F030D33B001
  - F030D33B006
  - F030D33B012
  - F030D33B018
  - F030D33B030
  - F030D33B033

4000K

- Non Dimmable
- F030D43A000
  - F030D43A001
  - F030D43A006
  - F030D43A312
  - F030D43A318
  - F030D43A330
  - F030D43A333
- 1-10V
- F030D43B000
  - F030D43B001
  - F030D43B006
  - F030D43B012
  - F030D43B018
  - F030D43B030
  - F030D43B033

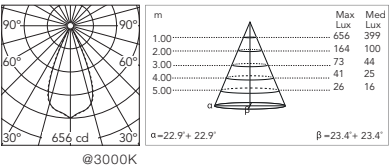


3000K

- Non Dimmable
- F030D34A000
  - F030D34A001
  - F030D34A006
  - F030D34A312
  - F030D34A318
  - F030D34A330
  - F030D34A333
- 1-10V
- F030D34B000
  - F030D34B001
  - F030D34B006
  - F030D34B012
  - F030D34B018
  - F030D34B030
  - F030D34B033

4000K


- Non Dimmable
- F030D44A000
  - F030D44A001
  - F030D44A006
  - F030D44A312
  - F030D44A318
  - F030D44A330
  - F030D44A333
- 1-10V
- F030D44B000
  - F030D44B001
  - F030D44B006
  - F030D44B012
  - F030D44B018
  - F030D44B030
  - F030D44B033



Accessori / Accessories

Cassaforma per l'installazione a soffitto. Box for ceiling installation.

Mile Recessed  
F030Z020000



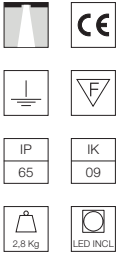
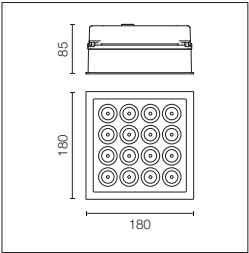
\* Dati tecnici e fotometrie preliminari. / Preliminary technical specs and photometries.

\* Dati tecnici e fotometrie preliminari. / Preliminary technical specs and photometries.



Mile Recessed 3

**Mid - Power Led:** Power Led: 28W - 3008 lm ≠ FIXT 1786 lm - 2700K/CRI>80 - 220-240V / 28W - 3200 lm ≠ FIXT 1900 lm - 3000K/CRI>80 - 220-240V / 28W - 3392 lm ≠ FIXT 2014 lm - 4000K/CRI>80 - 220-240V



Sorgente luminosa a LED inclusa. Alimentazione elettrica 220-240V ON/OFF integrata e dimmabile 1-10V o DALI integrata. Dotato di doppio passacavo per collegamento entra-esce. Staffe di fissaggio per controsoffitto incluse. Cassaforma per soffitti in muratura da ordinare separatamente.

LED light source included. Integrated 220-240V ON/OFF and 1-10V/DALI dimmable electrical power. Equipped with double cable gland for inlet and outlet connection. Ceiling fixing brackets included. Box for brick roofing installation to be ordered separately.

110V version upon request.

Versione 110V a richiesta.

Optic Spot 2700K

- Non Dimmable
- F030F21A000
  - F030F21A001
  - F030F21A006
  - F030F21A312
  - F030F21A318
  - F030F21A330
  - F030F21A333
- 1-10V
- F030F21B000
  - F030F21B001
  - F030F21B006
  - F030F21B012
  - F030F21B018
  - F030F21B030
  - F030F21B033

- Dali
- F030F21D000
  - F030F21D001
  - F030F21D006
  - F030F21D012
  - F030F21D318
  - F030F21D330
  - F030F21D333

3000K

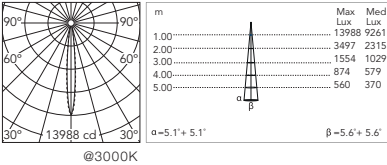
- Non Dimmable
- F030F31A000
  - F030F31A001
  - F030F31A006
  - F030F31A312
  - F030F31A318
  - F030F31A330
  - F030F31A333
- 1-10V
- F030F31B000
  - F030F31B001
  - F030F31B006
  - F030F31B012
  - F030F31B018
  - F030F31B030
  - F030F31B033

- Dali
- F030F31D000
  - F030F31D001
  - F030F31D006
  - F030F31D012
  - F030F31D318
  - F030F31D330
  - F030F31D333

4000K

- Non Dimmable
- F030F41A000
  - F030F41A001
  - F030F41A006
  - F030F41A312
  - F030F41A318
  - F030F41A330
  - F030F41A333
- 1-10V
- F030F41B000
  - F030F41B001
  - F030F41B006
  - F030F41B012
  - F030F41B018
  - F030F41B030
  - F030F41B033

- Dali
- F030F41D000
  - F030F41D001
  - F030F41D006
  - F030F41D012
  - F030F41D318
  - F030F41D330
  - F030F41D333



Optic Medium 2700K

- Non Dimmable
- F030F22A000
  - F030F22A001
  - F030F22A006
  - F030F22A312
  - F030F22A318
  - F030F22A330
  - F030F22A333
- 1-10V
- F030F22B000
  - F030F22B001
  - F030F22B006
  - F030F22B012
  - F030F22B018
  - F030F22B030
  - F030F22B033

- Dali
- F030F22D000
  - F030F22D001
  - F030F22D006
  - F030F22D012
  - F030F22D318
  - F030F22D330
  - F030F22D333

3000K

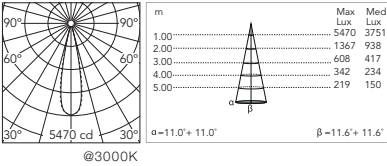
- Non Dimmable
- F030F32A000
  - F030F32A001
  - F030F32A006
  - F030F32A312
  - F030F32A318
  - F030F32A330
  - F030F32A333
- 1-10V
- F030F32B000
  - F030F32B001
  - F030F32B006
  - F030F32B012
  - F030F32B018
  - F030F32B030
  - F030F32B033

- Dali
- F030F32D000
  - F030F32D001
  - F030F32D006
  - F030F32D012
  - F030F32D318
  - F030F32D330
  - F030F32D333

4000K

- Non Dimmable
- F030F42A000
  - F030F42A001
  - F030F42A006
  - F030F42A312
  - F030F42A318
  - F030F42A330
  - F030F42A333
- 1-10V
- F030F42B000
  - F030F42B001
  - F030F42B006
  - F030F42B012
  - F030F42B018
  - F030F42B030
  - F030F42B033

- Dali
- F030F42D000
  - F030F42D001
  - F030F42D006
  - F030F42D012
  - F030F42D318
  - F030F42D330
  - F030F42D333



Optic Flood 2700K

- Non Dimmable
- F030F23A000
  - F030F23A001
  - F030F23A006
  - F030F23A312
  - F030F23A318
  - F030F23A330
  - F030F23A333
- 1-10V
- F030F23B000
  - F030F23B001
  - F030F23B006
  - F030F23B012
  - F030F23B018
  - F030F23B030
  - F030F23B033

- Dali
- F030F23D000
  - F030F23D001
  - F030F23D006
  - F030F23D012
  - F030F23D318
  - F030F23D330
  - F030F23D333

3000K

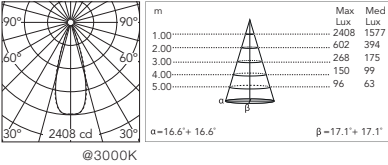
- Non Dimmable
- F030F33A000
  - F030F33A001
  - F030F33A006
  - F030F33A312
  - F030F33A318
  - F030F33A330
  - F030F33A333
- 1-10V
- F030F33B000
  - F030F33B001
  - F030F33B006
  - F030F33B012
  - F030F33B018
  - F030F33B030
  - F030F33B033

- Dali
- F030F33D000
  - F030F33D001
  - F030F33D006
  - F030F33D012
  - F030F33D318
  - F030F33D330
  - F030F33D333

4000K

- Non Dimmable
- F030F43A000
  - F030F43A001
  - F030F43A006
  - F030F43A312
  - F030F43A318
  - F030F43A330
  - F030F43A333
- 1-10V
- F030F43B000
  - F030F43B001
  - F030F43B006
  - F030F43B012
  - F030F43B018
  - F030F43B030
  - F030F43B033

- Dali
- F030F43D000
  - F030F43D001
  - F030F43D006
  - F030F43D012
  - F030F43D318
  - F030F43D330
  - F030F43D333



Optic Wide Flood 2700K

- Non Dimmable
- F030F24A000
  - F030F24A001
  - F030F24A006
  - F030F24A312
  - F030F24A318
  - F030F24A330
  - F030F24A333
- 1-10V
- F030F24B000
  - F030F24B001
  - F030F24B006
  - F030F24B012
  - F030F24B018
  - F030F24B030
  - F030F24B033

- Dali
- F030F24D000
  - F030F24D001
  - F030F24D006
  - F030F24D012
  - F030F24D318
  - F030F24D330
  - F030F24D333

3000K

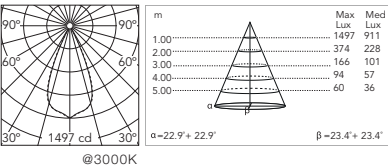
- Non Dimmable
- F030F34A000
  - F030F34A001
  - F030F34A006
  - F030F34A312
  - F030F34A318
  - F030F34A330
  - F030F34A333
- 1-10V
- F030F34B000
  - F030F34B001
  - F030F34B006
  - F030F34B012
  - F030F34B018
  - F030F34B030
  - F030F34B033

- Dali
- F030F34D000
  - F030F34D001
  - F030F34D006
  - F030F34D012
  - F030F34D318
  - F030F34D330
  - F030F34D333

4000K

- Non Dimmable
- F030F44A000
  - F030F44A001
  - F030F44A006
  - F030F44A312
  - F030F44A318
  - F030F44A330
  - F030F44A333
- 1-10V
- F030F44B000
  - F030F44B001
  - F030F44B006
  - F030F44B012
  - F030F44B018
  - F030F44B030
  - F030F44B033

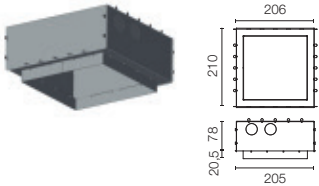
- Dali
- F030F44D000
  - F030F44D001
  - F030F44D006
  - F030F44D012
  - F030F44D318
  - F030F44D330
  - F030F44D333



Accessori / Accessories

Cassaforma per l'installazione a soffitto. Box for ceiling installation.

Mile Recessed F030Z030000



\* Dati tecnici e fotometrie preliminari. / Preliminary technical specs and photometries.

\* Dati tecnici e fotometrie preliminari. / Preliminary technical specs and photometries.

<b>Contact Italy</b> Flos Spa Via Angelo Faini, 2 25073 Bovezzo (Brescia) Tel +39 0302438.1 Fax +39 0302438.250 info@flos.com	<b>Distribution Spain</b> Antares Iluminación s.A.U. Calle Mallorca, 1 Polígono Industrial Reva 46394 Ribarroja (Valencia) Tel +34 96 166 95 20 Fax +34 96 166 82 86 flos.architectural@flos.com
 ARES s.r.l. - Socio Unico Viale dell'Artigianato, 24 20881 Bernareggio Monza, Italy Tel +39 039 6900892 Fax +39 039 6901855 flos.outdoor@flos.com	 <b>Distribution Belgium And Luxembourg</b> Flos Belux M +32 474 739 080 flosbelux@flos.com
<b>Contact Spain</b> Antares Iluminación S.A.U. Calle Mallorca, 1 Polígono Industrial Reva 46394 Ribarroja (Valencia) Tel +34 96 166 95 20 Fax +34 96 166 82 86 flos.architectural@flos.com	<b>Distribution Norway</b> Drammensveien 120 0277 Oslo - Norway Tel +47 (0) 2212 86 00 Fax +47 (0) 2212 86 08 info@flos.no
	<b>Distribution Sweden</b> Flos Scandinavia A/S Karlaplan Lützengatan 1 S-115-20 Tel +46 (0) 8 660 4405 Fax +46 (0) 8 660 7005 info@flos.se
	<b>Distribution Denmark</b> Flos Scandinavia A/S Sydhavnsgade 28 DK-2450 København SV Tel +45 (0) 3388 60 00 Fax +45 (0) 3388 60 10 info@flos.dk
	<b>Distribution The Netherlands</b> Flos BV Cruquiusweg 109S 1019 AG Amsterdam Tel +31 (0) 20 560 50 60 Fax +31 (0) 20 560 50 70 flosnetherlands@flos.com
	<b>Distribution France</b> Flos France 20-22, Passage Dauphine 75006 Paris Tel +33 (0) 1 40 64 17 44 flos.france@flos.com

<b>Distribution Austria - Germany Switzerland</b> Flos GmbH Obermünsterstraße 18 93047 Regensburg, Germany Tel +49 941 630837 00 Fax +49 941 630837 60 info@flos-gmbh.de	<b>Distribution United Kingdom</b> Atrium Ltd. 28 Leonard Street EC2A 4BY London Tel +44 (0) 20 7681 9933 Fax +44 (0) 20 7681 9943 flos@atrium.ltd.uk
 International Projects UK Division Tel +44 (0) 20 7681 9933 flos.international@flos.com	<b>Distribution Japan</b> Flos Co., Ltd. PMC Building 9F 1-23-5 Higashiazabu Minato-Ku Tokyo 104-0044 Tel +81 (0) 3 3582 1468 Fax +81 (0) 3 3582 097 flosjapan@flosjapan.com
	<b>Distribution Asia Pacific</b> Flos Representative Office 1, Commonwealth Lane #08-12, 149544 Singapore Tel +65 (0) 6372 1495 Fax +65 (0) 6372 7607 flosasia@flos.com
	<b>Distribution China</b> Flos Illumination (Shanghai) Co. Ltd. Unit 101, Floor 1, Building B9 No. 800 of Chang De road Jing An District, Shanghai, 200040, China Tel: 86 021 62176187 floschina@flos.com

<b>Distribution Latin America</b> Flos LatAm M +52 55 6960 1772 flos.latinoamerica@flos.com	<b>Distribution India</b> Flos Representative Office 1, Commonwealth Lane #08-12, 149544 Singapore Tel +65 (0) 6372 1495 Fax +65 (0) 6372 7607 flosindia@flos.com
<b>Distribution U.S.A.</b> Flos USA Inc. 110 York Street - 5th Floor Brooklyn, NY 11201 Tel +1 (718) 875-3472 Fax +1 (718) 875-3473 info@flosusa.com	<b>Distribution Middle East</b> Flos Middle East Dubai Design District Dubai, United Arab Emirates Tel +971 54 3567356 flosme@flos.com
<b>Distribution Hong Kong</b> M +852 9307 3713 flosasia@flos.com	

<b>Showroom Stockholm</b> Karlaplan Lützengatan 1 S-115-20 Tel +46 (0) 8 660 4405 Fax +46 (0) 8 660 7005 info@flos.se	<b>Showroom Copenhagen</b> Sydhavnsgade 28 DK-2450 København SV Tel +45 (0) 3388 60 00 Fax +45 (0) 3388 60 10 info@flos.dk
<b>Showroom Amsterdam</b> Cruquiusweg 109Q 1019 AG Amsterdam The Netherlands Tel +31 (0) 20 560 50 60 Fax +31 (0) 20 560 50 70 info@flosmail.nl	<b>Showroom Oslo</b> Drammensveien 120 0277 Oslo - Norway Tel +47 (0) 2212 86 00 Fax +47 (0) 2212 86 08 info@flos.no
<b>Showroom Milano</b> Corso Monforte, 15 20122 Milano Tel +39 02 79 84 57 Fax +39 02 89 78 56 41 contract.milano@flos.com	<b>Showroom Paris</b> 20-22, Passage Dauphine 75006 Paris Tel +33 (0) 1 40 64 17 44 flos.france@flos.com
<b>Showroom Tokyo</b> PMC Building 9F 1-23-5 Higashiazabu Minato-Ku Tokyo 104-0044 Tel +81 (0) 3 35 82 14 68 Fax +81 (0) 3 55 75 70 87 info@flosjapan.com	

<b>Flagship Store Milano</b> Corso Monforte, 9 20122- Milano Tel +39 02 37011080 Fax +39 02 780833 flosmilano@flos.com	<b>Flagship Store Roma</b> Via del Babuino, 85 00187 - Roma Tel +39 06 3207631 Fax +39 06 3207690 flosroma@flos.com
<b>Flagship Store New York</b> 152 Greene Street - NY 10012 Tel +1 212 941 4760 Fax +1 212 941 4763 info@flosusa.com	<b>Flagship Store Paris</b> 15, rue de Bourgogne 75007- Paris Tel +33 (0) 1 53 85 49 93 Fax +33 (0) 1 53 85 49 99 shop@flos.fr
<b>Flagship Store LYON</b> 17 rue Jarente 69002 - Lyon Tel +33 478621301 Fax +33 478622119 lyon@flos.fr	<b>Flagship Store Stockholm</b> Karlaplan Lützengatan 1 S-115-20 Tel +46 (0) 8 660 4405 Fax +46 (0) 8 660 7005 info@flos.se



**Art Direction and Graphic Design**  
Apartamento Studios

**Art Photography**  
Nicholas Alan Cope

**In-Place Photography**  
Tommaso Sartori  
Piero Fasanotto

**Still Life Photography**  
Piero Fasanotto

**Layout**  
Flos Architectural Team

**Printed**  
By Graficart - Treviso - Italy

**Edition**  
March 2021  
Copyright © Flos 2021  
All Rights Reserved

**Acknowledgements**  
Arch. Ricardo Bofill  
Mrs Natalia Chiner  
Mrs Celia Lescouet

Il nostro mondo si evolve continuamente.  
I progressi tecnici sono all'ordine del  
giorno nel nostro settore.

Lo scopo di Flos è offrire sempre la  
tecnologia più affidabile a disposizione,  
rivedendo continuamente i prodotti e  
aggiornandoli non appena le evoluzioni  
tecnologiche offrono vantaggi per  
i nostri partner e clienti.

Questa filosofia fa sì che il nostro  
catalogo e le schede tecniche  
dei nostri prodotti siano anch'essi  
in continua evoluzione, con  
la conseguente necessità di  
aggiornamenti e revisioni continue.

Per tanto, quando avete bisogno di  
dettagli tecnici e delle informazioni più  
recenti, sfogliate la sezione prodotti  
del nostro sito Web ufficiale Flos.com:  
è aggiornato quotidianamente e  
offre gli ultimi dettagli dei prodotti, dei  
codici degli articoli disponibili e  
tutta la documentazione per il download  
immediato.

www.flos.com

As our world is in constant evolution,  
technical upgrades happens every day  
in our business.

Flos aim is to offer always the best  
reliable technology available,  
constantly reviewing our products  
and upgrading them as soon as  
technologic evolutions offers benefits  
for our partners and clients.

This philosophy means that our  
technical catalogue and product data  
sheets also are in constant evolution,  
requiring upgrades and constants  
reviewing.

Thus, when you need technical  
details and the most recent  
product information, please browse  
the product section of our Flos.  
com official website: it is updated  
daily, and there you'll find the  
latest product details, all available  
part numbers, all product documents  
available for immediate download.

www.flos.com

