

**OUTDOOR  
INDOOR**

FLOS

Contemporary living encourages us to perceive indoor and outdoor spaces increasingly as a single setting, in which objects, shapes, colours and materials converse with one another in harmony. Hence Flos' idea to bring an IN-OUT perspective to its interpretation of the supple lines and lighting effects of a group of sophisticated lamps: Camouflage, Climber, My Way, Real Matter. The value and prestige of natural stone, combined with a broad range of powerfully textural finishes, make these lights ideal not only for exteriors, but also to light indoor spaces with stylistic elegance and exciting light effects.

Il modo di abitare contemporaneo ci porta sempre più a percepire gli spazi interni ed esterni come un unico ambiente, in cui oggetti, forme, colori e materiali dialogano in modo armonioso. Da qui nasce l'idea di Flos di interpretare in chiave IN-OUT la morbidezza delle linee e gli effetti luminosi di alcune lampade sofisticate: Camouflage, Climber, My Way, Real Matter. Il pregio della pietra naturale e la ricca gamma di finiture, dalle caratteristiche fortemente materiche, rendono ideale l'utilizzo di queste luci non solo in esterno, ma anche per illuminare gli ambienti interni, con eleganza di stile ed effetti luminosi esaltanti.

OUTDOOR

INDOOR



Camouflage  
Piero Lissoni  
2017

Camouflage


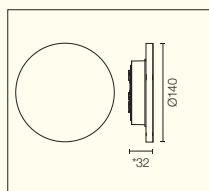
la ricchezza delle finiture permette  
di spaziare dal mimetismo della  
perfetta integrazione alla  
distinzione del contrasto.

The richness of the stone finishings  
provides both the camouflage of  
perfect integration and the  
distinction of contrast.



## Camouflage 140 — Semi-Incasso Parete — Wall Semi-Recessed

Mid-Power Led: 8W - 786 lm ≠ FIXT 474 lm - 2700K/CRI 80 - 24V / 8W - 913 lm ≠ FIXT 551 lm - 3000K/CRI 80 - 24V / 8W - 960 lm ≠ FIXT 579 lm - 4000K/CRI 80 - 24V



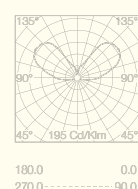
Fonte di alimentazione 24V non inclusa. Include cavo di alimentazione di 100 mm. Il driver\*\* può essere installato in remoto (cassaforma non necessaria) o alloggiato posteriormente all'apparecchio mediante apposita cassaforma opzionale.

24V power source not included. Includes power cable of 100 mm. The driver can be installed remotely (installation box not required) or housed at the back of the luminaire by means of a suitable optional remote housing.

\*Concrete, crema d'orcio, basaltina H = 35 mm.

- |              |              |              |
|--------------|--------------|--------------|
| <b>2700K</b> | <b>3000K</b> | <b>4000K</b> |
| ● F1310089   | ● F1311089   | ● F1312089   |
| ● F1310090   | ● F1311090   | ● F1312090   |
| ● F1310087   | ● F1311087   | ● F1312087   |
| ● F1310000   | ● F1311000   | ● F1312000   |
| ○ F1310001   | ○ F1311001   | ○ F1312001   |
| ● F1310006   | ● F1311006   | ● F1312006   |
| ● F1310033   | ● F1311033   | ● F1312033   |
| ● F1310030   | ● F1311030   | ● F1312030   |
| ● F1310018   | ● F1311018   | ● F1312018   |

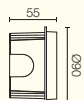
DIFFUSE LIGHT



E <sub>0</sub> (lx/m)	D(m)
1	157*
2	196
3	22
4	29.49
5	39.32
8	49.15

### Accessorio - Accessory

Cassaforma - Remote Housing F1318000

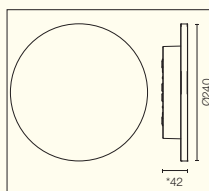


Alimentatore da ordinare a parte. Vedi elenco completo a pagina 30

Power supply to be ordered separately. See page 30 for detailed list.

## Camouflage 240 — Superficie — Surface

Mid-Power Led: 12W - 1281 lm ≠ FIXT 773 lm - 2700K/CRI 80 - 220-240V / 12W - 1488 lm ≠ FIXT 898 lm - 3000K/CRI 80 - 220-240V / 12W - 1563 lm ≠ FIXT 944 lm - 4000K/CRI 80 - 220-240V



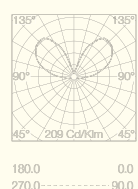
Fonte di alimentazione 220/240V integrata. Dotata di uno spezzone di cavo uscente in neoprene di 1000 mm. Versione 110V disponibile a richiesta.

Integrated 220/240V power source. Supplied with a 1000 mm section of outgoing neoprene cable. Version 110V upon request.

\*Concrete, crema d'orcio, basaltina H = 48 mm.

- |              |              |              |
|--------------|--------------|--------------|
| <b>2700K</b> | <b>3000K</b> | <b>4000K</b> |
| ● F1315089   | ● F1316089   | ● F1317089   |
| ● F1315090   | ● F1316090   | ● F1317090   |
| ● F1315087   | ● F1316087   | ● F1317087   |
| ● F1315000   | ● F1316000   | ● F1317000   |
| ○ F1315001   | ○ F1316001   | ○ F1317001   |
| ● F1315006   | ● F1316006   | ● F1317006   |
| ● F1315033   | ● F1316033   | ● F1317033   |
| ● F1315030   | ● F1316030   | ● F1317030   |
| ● F1315018   | ● F1316018   | ● F1317018   |

DIFFUSE LIGHT



E <sub>0</sub> (lx/m)	D(m)
1	151*
2	209
3	52
4	15.47
5	23
8	29.20
	30.93
	38.67



33 Antracite • Anthracite



90 Pietra Crema d'Orcia • Pietra d'Orcia Stone



01 Bianco • White



87 Pietra Basaltina • Basaltina Stone



18 Deep Brown • Deep Brown



89 Cemento • Concrete



06 Grigio • Grey

La versione Primer va verniciata dopo l'installazione con normali colorazioni a base acquosa (tempere, stucchi, vernici ad acqua) per garantire la massima omogeneità con l'architettura.

The Primer version is painted after installation with normal water-based colors (tempera, stucco, water-based paints) to ensure maximum uniformity with the architecture.



30 Nero • Black




00 Primer • Primer

INDOOR



OUTDOOR



Climber  
Piero Lissoni  
2017

## INDOOR



### Climber

Installazione a superficie con supporto compatto per la migliore integrazione architettonica. Il corpo ottico inferiore del Climber è protetto con un cristallo ed arretrato per minimizzare l'abbagliamento e garantire il confort visivo.

Surface installation with compact support for better architectural integration. The bottom optic body of Climber is protected with a glass and set back to minimise glare and guarantee visual comfort.

## Climber Down – 87

Power Led: 7W - 432 lm ≠ \*FIXT 387 lm - 2700K/CRI 80 - 110-240V / 7W - 468 lm ≠ \*FIXT 419 lm - 3000K/CRI 80 - 110-240V / 7W - 504 lm ≠ \*FIXT 451 lm - 4000K/CRI 80 - 110-240V  
 \*FIXT lm = Spot Optic



33 Antracite • Anthracite

06 Grigio • Grey


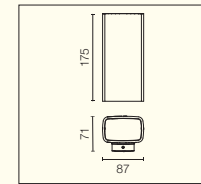


01 Bianco • White

30 Nero • Black



18 Deep Brown • Deep Brown

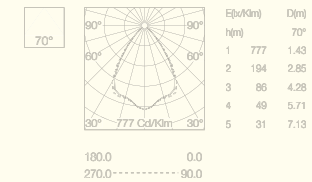
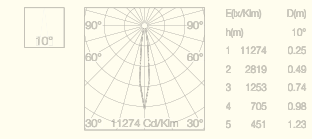


Fonte di alimentazione 110/240V integrata. Dotata di uno spezzone di cavo uscente in neoprene di 80 mm. Versione dimmerabile a richiesta.

*Integrated 110/240V power source. Supplied with an 80 mm section of outgoing neoprene cable. Dimmable version on request.*


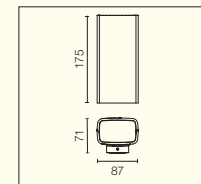
- |              |              |              |
|--------------|--------------|--------------|
| <b>2700K</b> | <b>3000K</b> | <b>4000K</b> |
| ○ F1110001   | ○ F1112001   | ○ F1114001   |
| ● F1110006   | ● F1112006   | ● F1114006   |
| ● F1110033   | ● F1112033   | ● F1114033   |
| ● F1110030   | ● F1112030   | ● F1114030   |
| ● F1110018   | ● F1112018   | ● F1114018   |

- |              |              |              |
|--------------|--------------|--------------|
| <b>2700K</b> | <b>3000K</b> | <b>4000K</b> |
| ○ F1111001   | ○ F1113001   | ○ F1115001   |
| ● F1111006   | ● F1113006   | ● F1115006   |
| ● F1111033   | ● F1113033   | ● F1115033   |
| ● F1111030   | ● F1113030   | ● F1115030   |
| ● F1111018   | ● F1113018   | ● F1115018   |



## Climber Up & Down – 87

Power Led: 12W - 2x432 lm ≠ \*FIXT 2x392 lm - 2700K/CRI 80 - 110-240V / 12W - 2x468 lm ≠ \*FIXT 2x425 lm - 3000K/CRI 80 - 110-240V / 12W - 2x504 lm ≠ \*FIXT 2x458 lm - 4000K/CRI 80 - 110-240V  
 \*FIXT lm = Spot Optic




Fonte di alimentazione 110/240V integrata. Dotata di uno spezzone di cavo uscente in neoprene di 80 mm. Versione dimmerabile a richiesta.

*Integrated 110/240V power source. Supplied with an 80 mm section of outgoing neoprene cable. Dimmable version on request.*

- |              |              |              |
|--------------|--------------|--------------|
| <b>2700K</b> | <b>3000K</b> | <b>4000K</b> |
| ○ F1116001   | ○ F1118001   | ○ F1120001   |
| ● F1116006   | ● F1118006   | ● F1120006   |
| ● F1116033   | ● F1118033   | ● F1120033   |
| ● F1116030   | ● F1118030   | ● F1120030   |
| ● F1116018   | ● F1118018   | ● F1120018   |

- |              |              |              |
|--------------|--------------|--------------|
| <b>2700K</b> | <b>3000K</b> | <b>4000K</b> |
| ○ F1117001   | ○ F1119001   | ○ F1121001   |
| ● F1117006   | ● F1119006   | ● F1121006   |
| ● F1117033   | ● F1119033   | ● F1121033   |
| ● F1117030   | ● F1119030   | ● F1121030   |
| ● F1117018   | ● F1119018   | ● F1121018   |


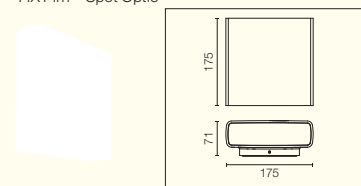


Versioni con ottiche miste 10° + 70° a richiesta.  
 Versions with mixed optics 10° + 70° on request



## Climber Down – 175

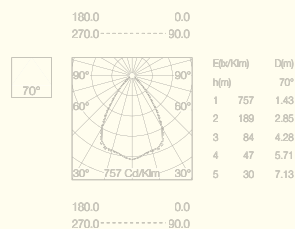
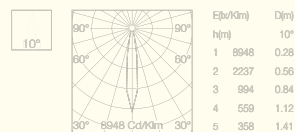
**Power Led:** 12W - 864 lm ≠ \*FIXT 721 lm - 2700K/CRI 80 - 110-240V / 12W - 936 lm ≠ \*FIXT 781 lm - 3000K/CRI 80 - 110-240V / 12W - 1008 lm ≠ \*FIXT 841 lm - 4000K/CRI 80 - 110-240V  
\*FIXT lm = Spot Optic



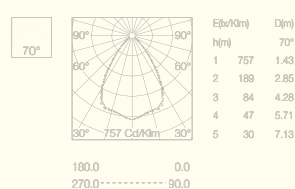
Fonte di alimentazione 110/240V integrata. Dotata di uno spezzone di cavo uscente in neoprene di 80 mm. Versione dimmerabile a richiesta.

*Integrated 110/240V power source. Supplied with an 80 mm section of outgoing neoprene cable. Dimmable version on request.*

- 2700K**
- F1140001
  - F1140006
  - F1140033
  - F1140030
  - F1140018
- 3000K**
- F1142001
  - F1142006
  - F1142033
  - F1142030
  - F1142018
- 4000K**
- F1144001
  - F1144006
  - F1144033
  - F1144030
  - F1144018


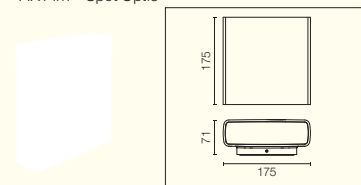


- 2700K**
- F1141001
  - F1141006
  - F1141033
  - F1141030
  - F1141018
- 3000K**
- F1143001
  - F1143006
  - F1143033
  - F1143030
  - F1143018
- 4000K**
- F1145001
  - F1145006
  - F1145033
  - F1145030
  - F1145018



## Climber Up&Down – 175

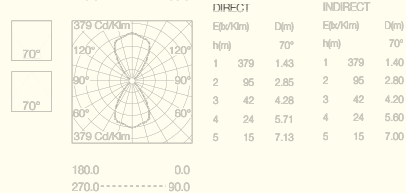

**Power Led:** 1W - 2x864 lm ≠ \*FIXT 2x739 lm - 2700K/CRI 80 - 220-240V / 21W - 2x936 lm ≠ \*FIXT 2x800 lm - 3000K/CRI 80 - 220-240V / 21W - 2x1008 lm ≠ \*FIXT 2x862 lm - 4000K/CRI 80 - 220-240V  
\*FIXT lm = Spot Optic



Fonte di alimentazione 220/240V integrata. Dotata di uno spezzone di cavo uscente in neoprene di 80 mm. Versione dimmerabile a richiesta.

*Integrated 220/240V power source. Supplied with an 80 mm section of outgoing neoprene cable. Dimmable version on request.*

- 2700K**
- F1146001
  - F1146006
  - F1146033
  - F1146030
  - F1146018
- 3000K**
- F1148001
  - F1148006
  - F1148033
  - F1148030
  - F1148018
- 4000K**
- F1150001
  - F1150006
  - F1150033
  - F1150030
  - F1150018

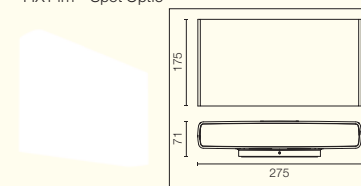


- 2700K**
- F1147001
  - F1147006
  - F1147033
  - F1147030
  - F1147018
- 3000K**
- F1149001
  - F1149006
  - F1149033
  - F1149030
  - F1149018
- 4000K**
- F1151001
  - F1151006
  - F1151033
  - F1151030
  - F1151018

Versioni con ottiche miste 10° + 70° a richiesta.  
Versions with mixed optics 10° + 70° on request

## Climber Down – 275

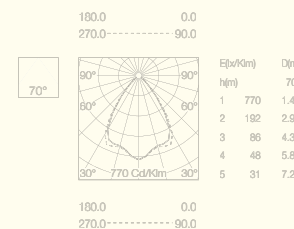
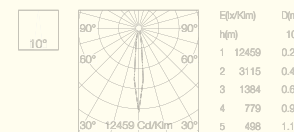
**Power Led:** 21W - 1728 lm ≠ \*FIXT 1240 lm - 2700K/CRI 80 - 220-240V / 21W - 1872 lm ≠ \*FIXT 1344 lm - 3000K/CRI 80 - 220-240V / 21W - 2016 lm ≠ \*FIXT 1447 lm - 4000K/CRI 80 - 220-240V  
\*FIXT lm = Spot Optic



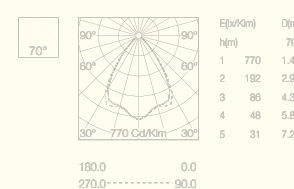
Fonte di alimentazione 220/240V integrata. Dotata di uno spezzone di cavo uscente in neoprene di 80 mm. Versione dimmerabile a richiesta.

*Integrated 110/240V power source. Supplied with an 80 mm section of outgoing neoprene cable. Dimmable version on request.*

- 2700K**
- F1170001
  - F1170006
  - F1170033
  - F1170030
  - F1170018
- 3000K**
- F1172001
  - F1172006
  - F1172033
  - F1172030
  - F1172018
- 4000K**
- F1174001
  - F1174006
  - F1174033
  - F1174030
  - F1174018


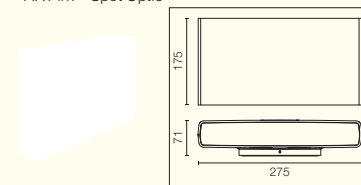


- 2700K**
- F1171001
  - F1171006
  - F1171033
  - F1171030
  - F1171018
- 3000K**
- F1173001
  - F1173006
  - F1173033
  - F1173030
  - F1173018
- 4000K**
- F1175001
  - F1175006
  - F1175033
  - F1175030
  - F1175018



## Climber Up&Down – 275


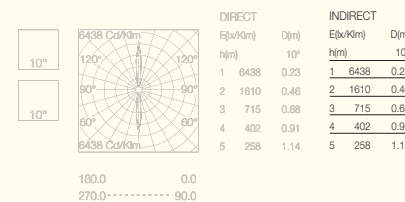
**Power Led:** 40W - 2x1728 lm ≠ \*FIXT 2x1264 lm - 2700K/CRI 80 - 220-240V / 40W - 2x1872 lm ≠ \*FIXT 2x1370 lm - 3000K/CRI 80 - 220-240V / 40W - 2x2016 lm ≠ \*FIXT 2x1475 lm - 4000K/CRI 80 - 220-240V  
\*FIXT lm = Spot Optic



Fonte di alimentazione 220/240V integrata. Dotata di uno spezzone di cavo uscente in neoprene di 80 mm. Versione dimmerabile a richiesta.

*Integrated 220/240V power source. Supplied with an 80 mm section of outgoing neoprene cable. Dimmable version on request.*

- 2700K**
- F1176001
  - F1176006
  - F1176033
  - F1176030
  - F1176018
- 3000K**
- F1178001
  - F1178006
  - F1178033
  - F1178030
  - F1178018
- 4000K**
- F1180001
  - F1180006
  - F1180033
  - F1180030
  - F1180018



- 2700K**
- F1177001
  - F1177006
  - F1177033
  - F1177030
  - F1177018
- 3000K**
- F1179001
  - F1179006
  - F1179033
  - F1179030
  - F1179018
- 4000K**
- F1181001
  - F1181006
  - F1181033
  - F1181030
  - F1181018

Versioni con ottiche miste 10° + 70° a richiesta.  
Versions with mixed optics 10° + 70° on request

OUTDOOR



My Way  
Piero Lissoni  
2017


INDOOR



My Way

L'ottica incassata è protetta da un diffusore in policarbonato e orientata in modo da garantire confort e illuminazione del suolo in prossimità della lampada.

The recessed optic of the My Way is protected by a diffuser in polycarbonate, and directed so as to guarantee comfort and the lighting of the floor near the lamp.





33 Antracite • Anthracite



01 Bianco • White



18 Deep Brown • Deep Brown



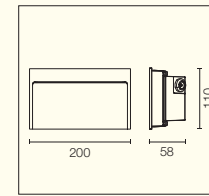
06 Grigio • Grey



30 Nero • Black

## My Way 110x200

Mid-Power Led: 13W - 1357 lm ≠ FIXT 657 lm - 2700K/CRI 80 - 220-240V / 13W - 1577 lm ≠ FIXT 763 lm - 3000K/CRI 80 - 220-240V / 13W - 1656 lm ≠ FIXT 801 lm - 4000K/CRI 80 - 220-240V



Fonte di alimentazione 220/240V integrata. Dotata di uno spezzone di cavo uscente in neoprene di 120 mm e sistema di connessione su cavo IP67.

Integrated 220/240V power source. Supplied with a 120 mm section of outgoing neoprene cable and IP67 cable connection system.

### 2700K

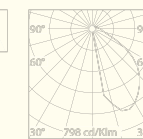
- F4353001
- F4353006
- F4353033
- F4353030
- F4353018

### 3000K

- F4354001
- F4354006
- F4354033
- F4354030
- F4354018

### 4000K

- F4355001
- F4355006
- F4355033
- F4355030
- F4355018

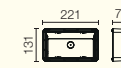


F(θ)/θ(m)	D(m)
h(m) 49°	
1 651	1.40
2 163	2.81
3 72	4.21
4 41	5.62
5 26	7.02

### Accessori - Accessories

Cassaforma - Remote Housing

F4302000



Connettore - Terminal block

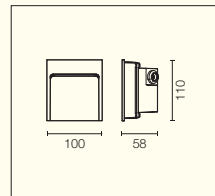
F1205000



Connettore tripolare 2 vie IP68 (cavi 7-12mm).  
2 way terminal block 3 poles IP68 (7-12mm cables)

## My Way 110x100

Mid-Power Led: 5W - 421 lm ≠ FIXT 188 lm - 2700K/CRI 80 - 100-240V / 5W - 490 lm ≠ FIXT 211 lm - 3000K/CRI 80 - 100-240V / 5W - 514 lm ≠ FIXT 221 lm - 4000K/CRI 80 - 100-240V



Fonte di alimentazione 110/240V integrata. Dotata di uno spezzone di cavo uscente in neoprene di 120 mm e sistema di connessione su cavo IP67.

Integrated 110/240V power source. Supplied with a 120 mm section of outgoing neoprene cable and IP67 cable connection system.

### 2700K

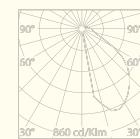
- F4350001
- F4350006
- F4350033
- F4350030
- F4350018

### 3000K

- F4351001
- F4351006
- F4351033
- F4351030
- F4351018

### 4000K

- F4352001
- F4352006
- F4352033
- F4352030
- F4352018

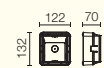


F(θ)/θ(m)	D(m)
h(m) 49°	
1 700	1.39
2 176	2.78
3 76	4.17
4 43	5.57
5 29	6.96

### Accessori - Accessories

Cassaforma - Remote Housing

F4301000



Connettore - Terminal block

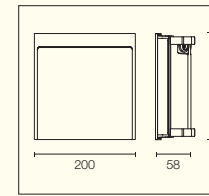
F1205000



Connettore tripolare 2 vie IP68 (cavi 7-12mm).  
2 way terminal block 3 poles IP68 (7-12mm cables).

## My Way 210x200

Mid-Power Led: 13W - 1357 lm ≠ FIXT 669 lm - 2700K/CRI 80 - 220-240V / 13W - 1577 lm ≠ FIXT 777 lm - 3000K/CRI 80 - 220-240V / 13W - 1656 lm ≠ FIXT 817 lm - 4000K/CRI 80 - 220-240V



Fonte di alimentazione 220/240V integrata. Dotata di un doppio pressacavo in materiale plastico per sezione cavi 7,5<φ<9,5 mm.

Integrated 220/240V power source. Supplied with a double cable gland in plastic material for 7.5<φ<9.5 mm section cables.

### 2700K

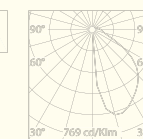
- F4356001
- F4356006
- F4356033
- F4356030
- F4356018

### 3000K

- F4357001
- F4357006
- F4357033
- F4357030
- F4357018

### 4000K

- F4358001
- F4358006
- F4358033
- F4358030
- F4358018

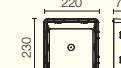


F(θ)/θ(m)	D(m)
h(m) 53°	
1 692	1.44
2 173	2.88
3 77	4.33
4 44	5.77
5 27	7.21

### Accessori - Accessories

Cassaforma - Remote Housing

F4303000



OUTDOOR

INDOOR

Real Matter  
Piero Lissoni  
2017

INDOOR



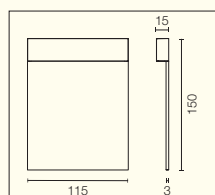
Real Matter

L'acciaio del corpo del Real Matter  
è impreziosito dalle finiture  
metallizzate in PVD.

The steel body of Real Matter is  
embellished by the metal finish in PVD.

# Real Matter

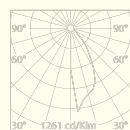
Low-Power Led: 3W - 180 lm ≠ FIXT 74 lm - 2700K/CRI 80 - 24V / 3W - 200 lm ≠ FIXT 82 lm - 3000K/CRI 80 - 24V



È necessario utilizzare una cassaforma, da ordinare separatamente. Fonte di alimentazione 24V non inclusa.

*It is necessary to use an installation box, to be ordered separately. 24V power source not included.*

- 2700K**
- F5960015
- F5960046
- F5960044
- F5960056
- 3000K**
- F5961015
- F5961046
- F5961044
- F5961056

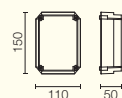


F(θ)/θ(m)	D(m)
h(m)	31°
1	1257 0.60
2	317 1.20
3	134 1.80
4	73 2.40
5	49 3.00

## Accessorio - Accessory

Cassaforma - Installation box

F5962000



Alimentatore da ordinare a parte.  
Vedi elenco completo a pagina 30  
*Power supply to be ordered separately.  
See page 30 for detailed list.*



15 Rame Lucido • Polished Copper



56 Acciaio Spazzolato • Brushed Steel



44 Oro Spazzolato • Brushed Gold



46 Bronzo Spazzolato • Brushed Bronze

	<b>RF25748</b>	Alimentatore per installazione nella cassaforma 24V 8W / 110-240V IP65 Classe II selv.	<i>Power supply for installation in the installation box 24V 8W / 110-240V IP65 Class II selv.</i>
	<b>RF25747</b>	Alimentatore per installazione remota 24V 10W / 110-240V IP20 Classe II selv.	<i>Power supply for remote installation 24V 10W / 110-240V IP20 Class II selv.</i>
	<b>RF25750</b>	Alimentatore per installazione remota 24V DC 17W / 110-240V (15W 110V) IP20 Classe II selv.	<i>Power supply for remote installation 24V DC 17W / 110-240V (15W 110V) IP20 Class II selv.</i>
	<b>RF25752</b>	Alimentatore per installazione remota 24V DC 20W / 220-240V IP67 Classe II selv.	<i>Power supply for remote installation 24V DC 20W / 220-240V IP67 Class II selv.</i>
	<b>RF25755</b>	Alimentatore per installazione remota 24V DC 50W / 120-240V IP67 Classe II selv.	<i>Power supply for remote installation 24V DC 50W / 120-240V IP67 Class II selv.</i>
	<b>RF25749</b>	Alimentatore per installazione remota 24V DC 70W / 220-240V IP67 Classe II selv.	<i>Power supply for remote installation 24V DC 70W / 220-240V IP67 Class II selv.</i>
	<b>RF25756</b>	Alimentatore per installazione remota 24V DC 100W / 120-240V IP67 Classe II selv.	<i>Power supply for remote installation 24V DC 100W / 120-240V IP67 Class II selv.</i>
	<b>RF26385</b>	Alimentatore 24V Potenza 20W (15W@110Vac) Vin 110-240Vac IP67 Dimmerabile 1..10V oppure Push-dim	<i>Power supply 24V Power 20W (15W@110Vac) Vin 110-240Vac IP67 Dimmable 1..10V or Push-dim</i>
	<b>RF26386</b>	Alimentatore 24V Potenza 20W (15W@110Vac) Vin 110-240Vac IP20 Dimmerabile DALI.	<i>Power supply 24V Power 20W (15W@110Vac) Vin 110-240Vac IP20 Dimmable DALI.</i>
	<b>RF26387</b>	Alimentatore 24V Potenza 20W (15W@110Vac) Vin 110-240Vac IP67 Dimmerabile DALI.	<i>Power supply 24V Power 20W (15W@110Vac) Vin 110-240Vac IP67 Dimmable DALI</i>



flos.com