

AIR EXECUTIVE

TECHNICAL INFORMATION



H 740



L 1800
W 800



L 2200
W 1300



Ø 1200



L 2200
W 1300

H 780



L 2200
W 800



L 2200
W 1300

Desktop

- 120 mm made from wood veneer chipboard;
- 25 mm wood veneer chipboard with 2 mm edges;
- Desk height – 780 mm.

Legs

- Welded metal construction from tube 12 mm;
- Powder coated metal or polished chrome;
- Plastic feet with height levelling (+10 mm);
- Fastened with bolts - "metal to metal" construction;
- Thin legs contrived for wire management (inside the tubes).

Metal beam (for desktops 25 mm)

- From metal tube - 40x20 mm;
- Powder coated metal, colour matches the legs.

Drawers and accessories

- Drawers made of wood veneer chipboard, full extension, soft closing mechanism;
- Pencil tray made of wood veneer chipboard, the bottom coated leather, full extension, the soft closing mechanism;
- Pull-out shelf for computer (laptop) made of wood veneer chipboard, full extension, the soft closing mechanism;
- Stainless steel hook built-in the side of the desk;
- Rectangular desk grommet with built-in power socket block. 1 LAN port and 3 sockets. Top with soft closing mechanism.

MATERIALS

Veneer:



K

R

Metal:



E

H

FEATURES

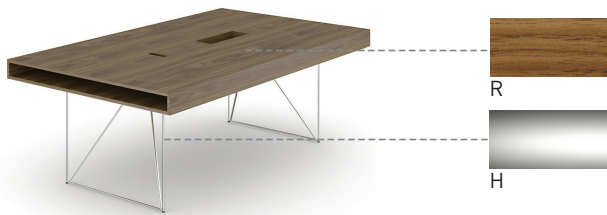
- Design by Gediminas Juška | Lithuania
- Easy and fast assembling and disassembling - "metal to metal" construction
- Just one tool for assembling (DIN911 S4)
- Bolted connections (without screws)

GUARANTEE

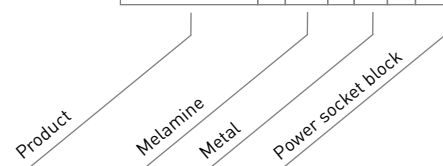
- 5 year

ORDERING EXAMPLE

Code structure



CIM221 - R - H - EU



Optional



Power socket blocks




Cable tray



Cable ducts



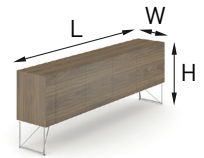
Plexiglas (perspex)
modesty panel for
desk
(edges w=1800 mm)



Leather table mats

AIR EXECUTIVE

TECHNICAL INFORMATION



H 1900



H 780



H 150

L 600
W 400L 2200
W 400

Carcass

- 19 mm wood veneer chipboard with 1,5 mm edge;
- 45° solid wood edges.

Doors

- 19 mm wood veneer chipboard with 1,5 mm edge;
- 45° solid wood edges;
- No handles.

- Powder coated metal or polished chrome;
- Plastic feet with height levelling (+10 mm);
- Fastened with bolts - "metal to metal" construction.

Shelves

- 19 mm wood veneer chipboard with 1,5 mm edge.

Metal legs

- Welded metal construction from tube 12 mm;

Plastic legs

- Black plastic height levelling feet, H=23 mm +10 mm.

MATERIALS

Veneer:



K

R

Metal:



E

H

FEATURES

- Design by Gediminas Juška | Lithuania
- High quality wood veneer
- Solid wood edges
- Hinged doors with no handles

GUARANTEE

- 5 year

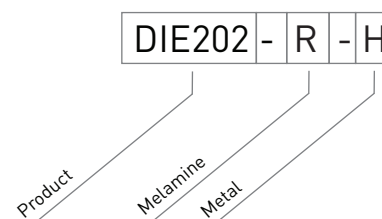
ORDERING EXAMPLE

Code structure



R

H



Product

Melamine

Metal