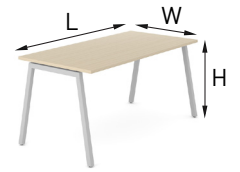


NOVA A

TECHNICAL INFORMATION



H 740



L 1200; 1400; 1600; 1800
W 700; 800



L 1400; 1600
W 700; 800



L 1200; 1400
W 600



L 2400; 2800; 3200; 3600
W 800



L 1200; 1400; 1600; 1800
W 800



L 1200; 1400; 1600; 1800
W 1440; 1640



L 1400; 1600
W 1440; 1640



L 2400; 2800; 3200; 3600
W 1440; 1640



L 1200; 1400; 1600; 1800
W 1440; 1640



L 1400; 1600; 1800
W 1200



L 800
W 600

Desktop

- 25mm MFC (melamine) with 2 mm ABS edges;
- 10 mm gap between the legs and the desktop;
- 40 mm gap between the desktops in back to back benches (depth of benches - 1440/1640).

Metal beam

- Metal tube - 40x20 mm;
- With welded metal plates for leg fixing;
- Powder coated metal, colour matches the legs.

Legs

- Welded metal tube - 40x40 mm;
- Powder coated metal;
- Plastic feet with height levelling (+10 mm).

Desktop type



Plain desktop



Desktops with a scallop for wire management



Desktops with a cut-out for grommet and wire management

MATERIALS

Melamine:



P T D1 U M1 N

Metal:



E M T1

FEATURES

- Easy and fast assembling
- Metal to metal fixings
- Easy to assemble and disassemble - "metal to metal" construction
- Just one tool for assembling (DIN911 S5)
- All desks meet the requirements of the LST EN 527-3:2003 standard

QUALITY STANDARD

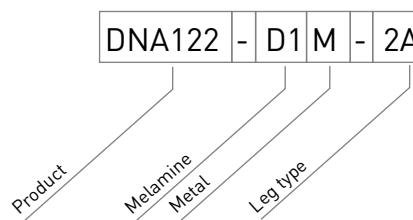
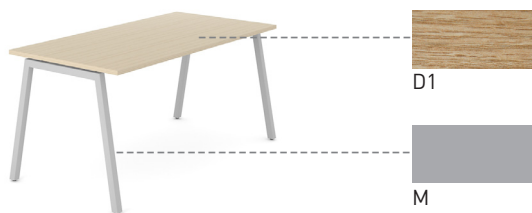
- LST EN 527-1:2011
- LST EN 527-2:2003

GUARANTEE


- 5 year

ORDERING EAMPLE

Code structure



Must be ordered (for desktop with cut-out)



Rectangular
metal desk
grommet

OR



Plastic grommet
with a box

Optional



Power socket
blocks



Cable trays



3 cable clips



Cable ducts