


UNA CHAIR Management



.....
MODERN STYLE COMPLETE WITH TRADITION



The Una Chair project stems a two-fold need, which was also an unprecedented creative challenge: remaining faithful to the successful shapes of the golden age of avant-gard design in the 20th Century, while at the same time updating their look by refreshing the details.

FUNCTIONALITY



Suspension material - available in elastic mesh, fabric or leather - allows the body to breathe without affecting its temperature. It adjusts perfectly to the shape of your body without being deformed. The technical features of this material also allow quick maintenance and cleaning, which makes Una Chair Management perfect for every type of space.

An intuitive and effective tilt mechanism that instantly follows the user's movements.

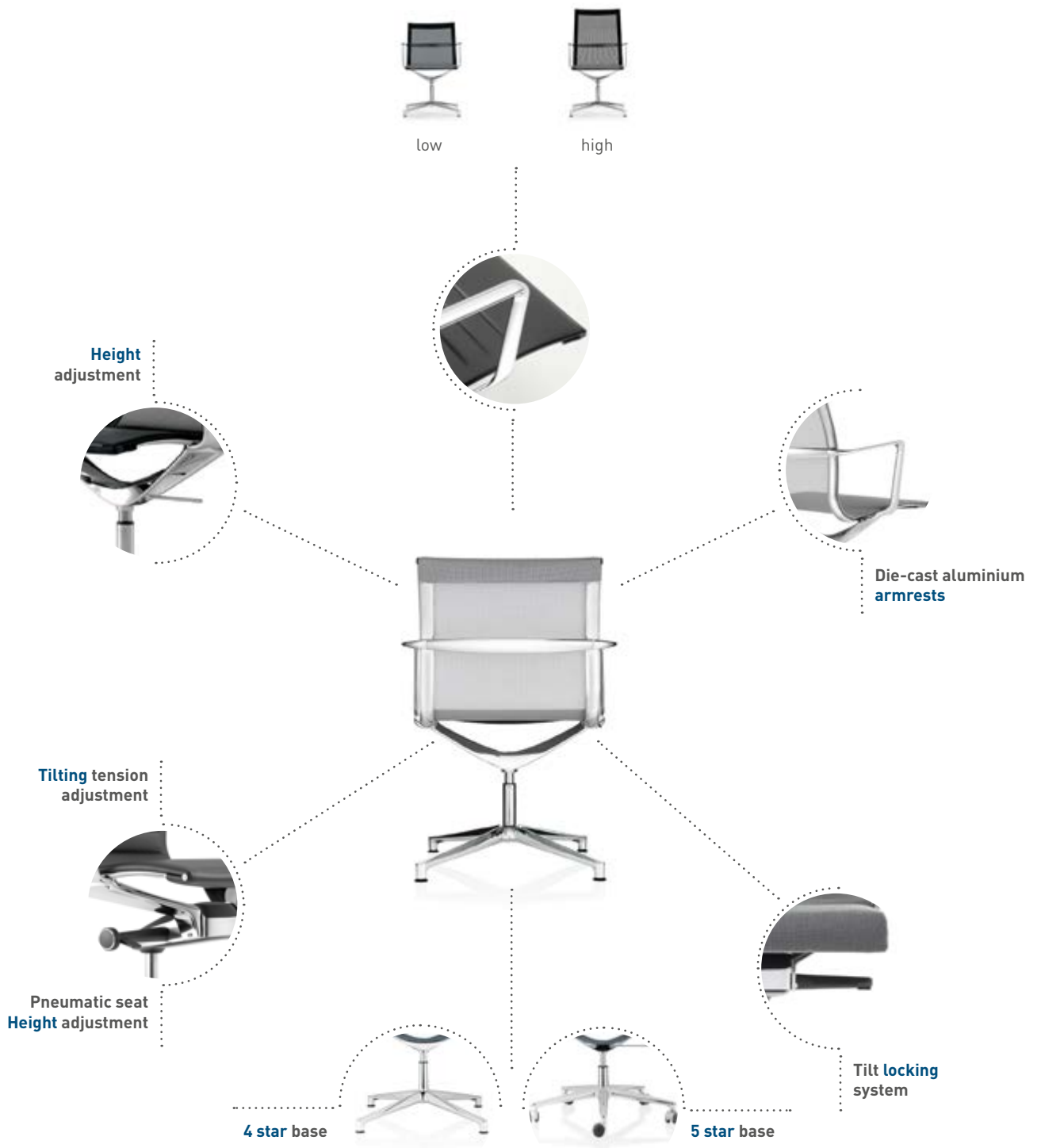
The particularly forward rotation point reduces pressure on the lower limbs while the chair rocks, and the open angles of the seat and backrest comply with the latest ergonomic principles. The resulting effect is comfort and dynamic performance in any position.

COLOUR AND ALUMINIUM



The extensive range of fabrics and colours offer countless choices and an opportunity to create a work setting that best reflects a particular requirement. Una Chair Management seating can give our workspace a unique identity, unlike any other: our identity - the trademark of our office.

HIGHLIGHTS



TILTING MECHANISM

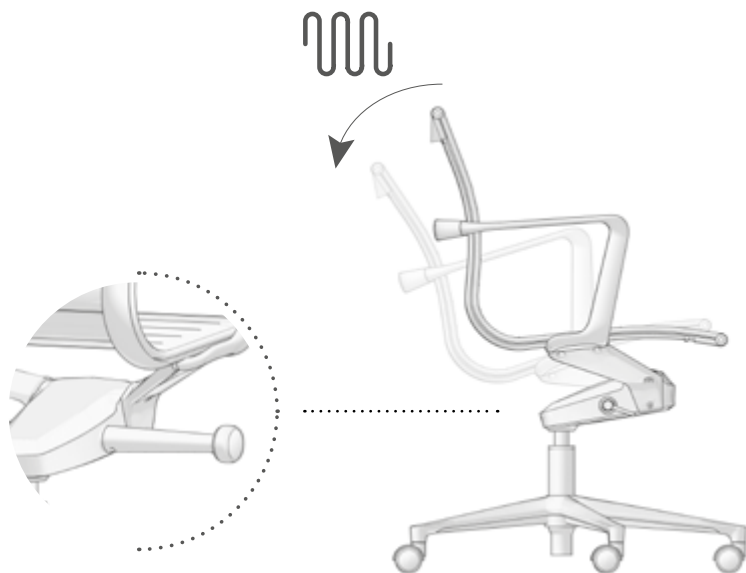
Tilting mechanism

Una Chair has a simple, very effective tilting mechanism that promotes movement and provides a high level of comfort, reducing stress and strains.

The rearward seat tilting mechanism pivots from the front of the chair, so that the angle is downward motion, relieving leg stress points and allowing stability in foot position on the rearward tilt. The tilting system has an adjustable tension control according to the user's weight and is lockable in various positions.



TILTING TENSION

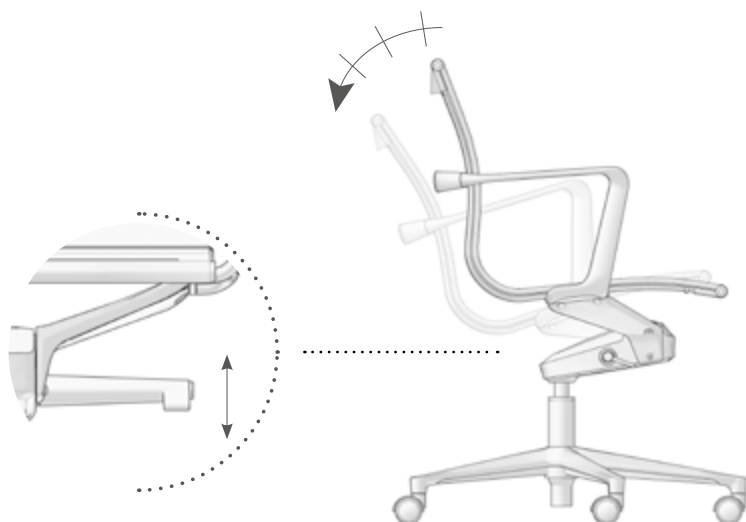


Tilt tension

The handle, on the right side, enables the spring tension adjustment of the tilting mechanism.

This is a function of the height and weight of an individual. The taller and/or heavier the person, the need for a tighter tilt tension. The opposite for a shorter, lighter person, the lighter the control. If the Tilt Tension is set too light for an individual, when they sit in the chair, they may have the sensation of going over backwards. Conversely, if the tension is set too tight, a smaller individual may not be able to tilt the chair at all.

TILT LOCK



Tilt lock

The lever on the left side of the seat enables the user to lock/unlock the tilting mechanism in different positions.

Tilt lock allows the user to sit in an upright position for keyboarding, while providing a comfortable rocking/reclining motion during meetings, phone calls and reading activities.

HEIGHT ADJUSTMENT

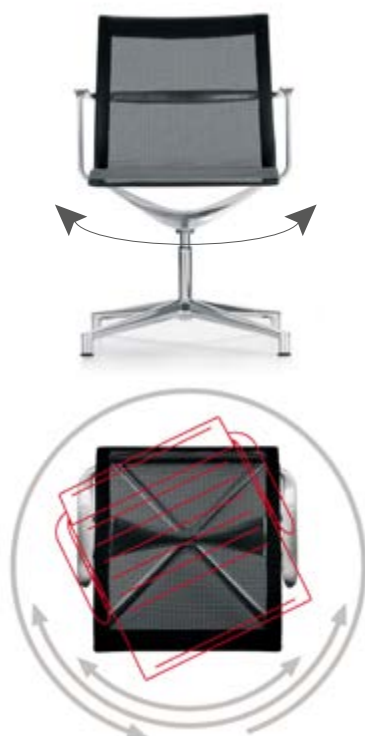


Height adjustment

The lever on the right side enables the height adjustment of the seat. The range is 10 cm.

The 5 star base model has a height adjustment column that allows to adjust the chair individually according to different heights of users and sitting habits. The heights adjustment column allows height regulation in any position along the total stroke through internal movement of gas. It is controlled by pulling up a simple, well visible and intuitive lever.

RETURN MECHANISM



Return mechanism

This mechanism is standard on models with four star base, and pull the seat back to its original position.

The 4 star base has a special column that allows free-swiveling in use and that automatically rotates backrest to a frontward facing position. The fixed height column helps to keep your meeting room always in an ordinate manner.

DIMENSIONS

